

TREASURER'S 2nd. Qtr. 2020 FINANCIAL REPORT

THE STATE OF TEXAS
COUNTY OF HOCKLEY
AFFIDAVIT

The Treasurer's Quarterly Report includes, but is not limited to, money received and disbursed; debts due to (if known) and owed By the county; and all other proceedings in the treasurer's office that pertain to the Financial Standing of Hockley County. {LGC 114.026(a)(b)}

The Treasurer's Books and the Auditor's General Ledger agree. The Bank Statements have been reconciled; any adjustments Have been noted.

The affidavit must state the amount of the cash and other assets that are in the custody of the county treasurer at the time of The examination. {LGC 114.026 (d)} **\$23,259,762.42 Quarter's Ending Balance**


Any interest earned that is posted by financial institutions to our accounts on the last business day of the month is included In the combined statement of receipts and disbursements. **\$66,232.52 Quarter's Interest Earned**

The Treasurer's Quarterly Report has been submitted and the Bank Reconciliation is pending review by Auditor. {LGC 114.026(b)}

All investments are in compliance with both the Public Funds Investment Act and the Hockley County Investment Policy. The investment strategy is passive, which maintains a liquid cash flow and safety of the investment as priority. {LGC 2256.023}

Therefore, Denise Bohannon, County Treasurer of Hockley County, Texas, who being fully sworn, upon oath says that the within And foregoing report is true and correct to the best of her knowledge.

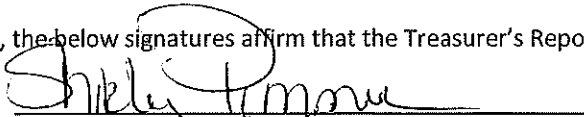
Filed with accompanying vouchers this the 31st day of Aug, 2020.



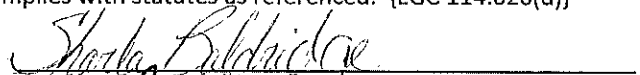
Denise Bohannon, Treasurer, Hockley County

Commissioners' Court having reviewed the Treasurer's Report as presented, having taken reasonable steps to ensure its accuracy and based upon presentations of the Treasurer's Office approve the report, subject to the independent auditor's Review and request that it be filed with the official minutes of this meeting. {LGC 114.026(c)}


In addition, the below signatures affirm that the Treasurer's Report complies with statutes as referenced. {LGC 114.026(d)}




Shirley Penner, Auditor, Hockley County / Date



Sharla Baldridge, County Judge



Curtis Thrash, Comm. Pct. #1



Larry Carter, Comm. Pct. #2




Whitey Barnett, Comm. Pct. #3



Tommy Clevenger, Comm. Pct. #4

Sworn to & Subscribed to Before Me, by the County Treasurer, the Auditor & Commissioners Court on this 31 day of August, 2020.



Jennifer Palermo, County Clerk

Treasurer's Financial Report
Prepared by Denise Bohannon, Hockley County Treasurer

SECTION 1 – Cash Flow

Pages 1-5 Combined Statement of Cash Receipts and Disbursements
Includes Interest and Bank Service Charge

Pages 6-9 Bank Collateral
Pledged Securities the Banks have pledged on behalf of Hockley County

Page 10 Certificates of Deposit

SECTION 2 – Investments Long Term

Per the Public Funds Investment Act and the Hockley County Investment Policies, the Investments Report is required on a Quarterly Basis. However, in an effort to keep the Commissioners' Court informed *available* information is provided on a Monthly basis.

All investments are in compliance with both the Public Funds Investment Act and the Hockley County Investment Policy. The investment strategy is passive, which maintains a liquid cash flow and safety of the investment as priorities. {GC 2256.023}

Investments – Funds are not immediately available – must wait until maturity

ACCOUNT NAME	BEGINNING CASH BALANCE	CASH RECEIPTS	CASH DISBURSEMENTS	ENDING CASH BALANCE
2020 098 CLEARING FUND				
CASH	.09	3,754,818.15	3,754,818.15	.09
FUND TOTALS	.09	3,754,818.15	3,754,818.15	.09
GRAND TOTALS	25,637,267.84	6,282,567.49	8,660,072.91	23,259,762.42

ACCOUNT NAME	BEGINNING CASH BALANCE	CASH RECEIPTS	CASH DISBURSEMENTS	ENDING CASH BALANCE
2020 083 CA THEFT OF SERVICE	5,646.06	2,343.40	2,328.79	5,660.67
CASH	5,646.06	2,343.40	2,328.79	5,660.67
FUND TOTALS	5,646.06	2,343.40	2,328.79	5,660.67
2020 084 SHERIFF WORK RELEASE PROGRAM	2,002.42	5.11	.00	2,007.53
CASH	2,002.42	5.11	.00	2,007.53
FUND TOTALS	2,002.42	5.11	.00	2,007.53
2020 085 HOCKLEY CO GRANTS FUND	102,799.84	23,676.61	8,581.85	117,894.60
CASH	102,799.84	23,676.61	8,581.85	117,894.60
FUND TOTALS	102,799.84	23,676.61	8,581.85	117,894.60
2020 086 CORONAVIRUS RELIEF FUND GRANT	.00	.00	.00	.00
CASH	.00	.00	.00	.00
FUND TOTALS	.00	.00	.00	.00
2020 087 HC JUVENILE PROBATION FEES	15,699.91	55.19	.00	15,755.10
CASH/ATM	15,699.91	55.19	.00	15,755.10
FUND TOTALS	15,699.91	55.19	.00	15,755.10
2020 088 PAYROL CLEARING ACCOUNT	3,717.43	1,061,382.04	907,121.45	157,978.02
CASH/ATM	3,717.43	1,061,382.04	907,121.45	157,978.02
FUND TOTALS	3,717.43	1,061,382.04	907,121.45	157,978.02
2020 089 SEIZURE PROCEEDS FUND	39,801.77	86.52	11,279.56	28,608.73
CASH/ATM	39,801.77	86.52	11,279.56	28,608.73
FUND TOTALS	39,801.77	86.52	11,279.56	28,608.73
2020 090 JUVENILE PROBATION FUND	55,194.15	47,958.35	48,797.81	54,354.69
CASH/ATM	55,194.15	47,958.35	48,797.81	54,354.69
ACCOUNTS RECEIVABLE	97.75	.00	.00	97.75
FUND TOTALS	55,096.40	47,958.35	48,797.81	54,256.94
2020 091 JUVENILE PROBATION RESTITUTION	47,142.25	5,504.87	.00	52,647.12
CASH	47,142.25	5,504.87	.00	52,647.12
FUND TOTALS	47,142.25	5,504.87	.00	52,647.12
2020 092 HOCKLEY COUNTY COMMUNITY SUPER	73,382.76	91,468.40	98,330.27	66,520.89
CASH/ATM	73,382.76	91,468.40	98,330.27	66,520.89
FUND TOTALS	73,382.76	91,468.40	98,330.27	66,520.89
2020 093 HOCKLEY COUNTY MEDICAL FUND	2,864.50	7.31	.00	2,871.81
CASH/ATM	2,864.50	7.31	.00	2,871.81
FUND TOTALS	2,864.50	7.31	.00	2,871.81
2020 094 COUNTY ATTORNEY RESTITUTION	33,871.30	1,013.91	695.65	34,189.56
CASH/ATM	33,871.30	1,013.91	695.65	34,189.56
FUND TOTALS	33,871.30	1,013.91	695.65	34,189.56
2020 095 D A RESTITUTION FUND	3,202.14	8.18	.00	3,210.32
CASH/ATM	3,202.14	8.18	.00	3,210.32
FUND TOTALS	3,202.14	8.18	.00	3,210.32
2020 096 CA/DA PRE-TRIAL DIVERSION FUND	117,001.35	3,596.47	.00	120,597.82
CASH	117,001.35	3,596.47	.00	120,597.82
FUND TOTALS	117,001.35	3,596.47	.00	120,597.82

ACCOUNT NAME	BEGINNING CASH BALANCE	CASH RECEIPTS	CASH DISBURSEMENTS	ENDING CASH BALANCE
2020 054 JUSTICE OF PEACE #4	3,175.35	8,382.70	6,752.40	4,805.65
CASH	3,175.35	8,382.70	6,752.40	4,805.65
FUND TOTALS	3,175.35	8,382.70	6,752.40	4,805.65
2020 055 JUSTICE OF PEACE #5	14,939.44	42,526.07	44,981.27	12,484.24
CASH	14,939.44	42,526.07	44,981.27	12,484.24
FUND TOTALS	14,939.44	42,526.07	44,981.27	12,484.24
2020 056 SHERIFF FEE ACCOUNT	1.52	.00	.00	1.52
CASH	1.52	.00	.00	1.52
FUND TOTALS	1.52	.00	.00	1.52
2020 057 SO DONATIONS FUND	12,358.65	13,496.51	23,238.00	2,617.16
CASH/ASB	12,358.65	13,496.51	23,238.00	2,617.16
FUND TOTALS	12,358.65	13,496.51	23,238.00	2,617.16
2020 060 I&S FUND: '88 HOSPITAL BOND	1,839.41	109.81	.00	1,949.22
CASH/ASB	1,839.41	109.81	.00	1,949.22
TODA - CD BALANCE	37,728.69	.00	.00	37,728.69
FUND TOTALS	39,568.10	109.81	.00	39,677.91
2020 065 MPRC INTEREST & SINKING FUND	.00	.00	.00	.00
CASH	.00	.00	.00	.00
BUSINESS ELITE SAVINGS ACCT	71,516.64	459.27	.00	71,975.91
MDOA - INVESTMENT BALANCE	71,516.64	459.27	.00	71,975.91
FUND TOTALS	71,516.64	459.27	.00	71,975.91
2020 070 PERMANENT IMPROVEMENT FUND	1,339,216.74	3,417.90	20,952.21	1,321,682.43
CASH/ASB	1,339,216.74	3,417.90	20,952.21	1,321,682.43
FUND TOTALS	1,339,216.74	3,417.90	20,952.21	1,321,682.43
2020 071 HOCKLEY CO ROAD BOND FUND	22,784.88	58.32	.00	22,843.20
CASH/AIM	22,784.88	58.32	.00	22,843.20
MDOA/ASB	.00	.00	.00	.00
FUND TOTALS	22,784.88	58.32	.00	22,843.20
2020 072 MALLETT OPERATING FUND	429,731.55	34,050.12	148,643.97	315,137.70
CASH/AIM	429,731.55	34,050.12	148,643.97	315,137.70
FUND TOTALS	429,731.55	34,050.12	148,643.97	315,137.70
2020 079 DA FEDERAL FORFEITED FUNDS	22,749.50	56.76	.00	22,806.26
CASH	22,749.50	56.76	.00	22,806.26
FUND TOTALS	22,749.50	56.76	.00	22,806.26
2020 080 FM & LR FUND	4,824.56	12.33	.00	4,836.89
CASH/AIM	4,824.56	12.33	.00	4,836.89
FUND TOTALS	4,824.56	12.33	.00	4,836.89
2020 081 DA TRUST ACCOUNT	8,855.54	7,500.00	7,500.00	8,855.54
CASH/AIM	8,855.54	7,500.00	7,500.00	8,855.54
FUND TOTALS	8,855.54	7,500.00	7,500.00	8,855.54
2020 082 DA FORFEITURE FUND	20,705.46	3,494.42	.00	24,199.88
CASH	20,705.46	3,494.42	.00	24,199.88
FUND TOTALS	20,705.46	3,494.42	.00	24,199.88

ACCOUNT NAME	BEGINNING CASH BALANCE	CASH RECEIPTS	CASH DISBURSEMENTS	ENDING CASH BALANCE
2020 030 LAW LIBRARY FUND	13,358.05	511.69	2,275.19-	11,594.55
CASH/ATM	13,358.05	511.69	2,275.19-	11,594.55
FUND TOTALS	21,194.22	10,546.52	20,072.61-	11,668.13
2020 035 LIBRARY FUND	199,785.06	673.57	47,795.23-	152,663.40
CASH/ATM	199,785.06	673.57	47,795.23-	152,663.40
FUND TOTALS	16,271.01	359.17	.00	16,630.18
2020 039 DISTRICT CLERK PRESERVATION	16,271.01	359.17	.00	16,630.18
CASH/ATM	16,271.01	359.17	.00	16,630.18
FUND TOTALS	87,050.73	17,781.69	6,875.00-	97,957.42
2020 040 COUNTY CLERK PRESERVATION FUND	87,050.73	17,781.69	6,875.00-	97,957.42
CASH/ATM	.00	.00	.00	.00
TPOA - CD BALANCE - ASB	87,050.73	17,781.69	6,875.00-	97,957.42
FUND TOTALS	24,694.34	1,008.08	1,095.22-	24,607.20
2020 041 RECORDS MANAGEMENT OFFICER	24,694.34	1,008.08	1,095.22-	24,607.20
CASH/ATM	24,694.34	1,008.08	1,095.22-	24,607.20
FUND TOTALS	122,115.39	47,508.45	.00	169,623.84
2020 042 R&B EXTRA FEE ACCOUNT	122,115.39	47,508.45	.00	169,623.84
CASH/ASB	122,115.39	47,508.45	.00	169,623.84
FUND TOTALS	65,868.61	1,884.45	577.98-	67,175.08
2020 043 COURTHOUSE SECURITY FUND	65,868.61	1,884.45	577.98-	67,175.08
CASH/ATM	65,868.61	1,884.45	577.98-	67,175.08
FUND TOTALS	35,736.42	1,127.13	1,948.72-	34,914.83
2020 044 JUSTICE COURT TECHNOLOGY FUND	35,736.42	1,127.13	1,948.72-	34,914.83
CASH	35,736.42	1,127.13	1,948.72-	34,914.83
FUND TOTALS	81,234.42	10,000.00	.00	91,234.42
2020 045 SHERIFF CASH BOND ACCOUNT	81,234.42	10,000.00	.00	91,234.42
CASH	81,234.42	10,000.00	.00	91,234.42
FUND TOTALS	55,897.02	.00	.00	55,897.02
2020 046 COUNTY CLERK CASH BOND ACCT	55,897.02	.00	.00	55,897.02
CASH	55,897.02	.00	.00	55,897.02
FUND TOTALS	6,084.71	.00	.00	6,084.71
2020 047 JP5 CASH BOND ACCOUNT	6,084.71	.00	.00	6,084.71
CASH	6,084.71	.00	.00	6,084.71
FUND TOTALS	26,762.81	64,853.23	66,495.45-	25,120.59
2020 048 COUNTY CLERK	26,762.81	64,853.23	66,495.45-	25,120.59
CASH	26,762.81	64,853.23	66,495.45-	25,120.59
FUND TOTALS	11,902.06	16,121.54	22,436.70-	5,586.90
2020 051 JUSTICE OF PEACE #1	11,902.06	16,121.54	22,436.70-	5,586.90
CASH	11,902.06	16,121.54	22,436.70-	5,586.90
FUND TOTALS	1,788.36	2,589.07	3,389.97-	987.46
2020 052 JUSTICE OF PEACE #2	1,788.36	2,589.07	3,389.97-	987.46
CASH	1,788.36	2,589.07	3,389.97-	987.46

ACCOUNT NAME	BEGINNING CASH BALANCE	CASH RECEIPTS	CASH DISBURSEMENTS	ENDING CASH BALANCE
2020 010 GENERAL FUND	2,834,422.21	418,481.36	947,921.39	2,304,982.18
CASH/ATM	.00	.00	.00	.00
AUDIT CASH ON HAND	.00	.00	.00	.00
TDOA/CD/ASB	2,834,422.21	418,481.36	947,921.39	2,304,982.18
FUND TOTALS				
2020 011 AD VALOREM TAX ACCOUNT	206,591.64	515.50	.00	207,107.14
CASH/ATM	11,555,519.75	353,885.47	.00	11,909,405.22
CASH/TO AD VAL EXCESS	.00	.00	.00	.00
CASH/BE SAVINGS	4,226,495.72	16,000.81	.00	4,242,496.53
TDOA - CD/ATM BANK	.00	.00	.00	.00
TDOA - CD/ PLAT	15,988,607.11	370,401.78	.00	16,359,008.89
FUND TOTALS				
2020 012 OFFICERS SALARY FUND	1,175,247.10	98,327.17	1,415,308.15	141,733.88
CASH/ATM	.00	.00	.00	.00
AUDIT CASH ON HAND	1,175,247.10	98,327.17	1,415,308.15	141,733.88
FUND TOTALS				
2020 013 AUTO REGISTRATION FUND	362,718.77	38,120.70	.00	400,839.47
CASH/ATM	362,718.77	38,120.70	.00	400,839.47
FUND TOTALS				
2020 014 INDIGENT HEALTH CARE FUND	213,243.74	584.63	132,800.70	81,027.67
CASH/ATM	213,243.74	584.63	132,800.70	81,027.67
FUND TOTALS				
2020 016 HOCKLEY COUNTY: LEOSE FUND	29,971.10	76.16	215.00	29,832.26
CASH/ATM	29,971.10	76.16	215.00	29,832.26
FUND TOTALS				
2020 017 JURY FUND	234,645.38	16,547.90	105,364.26	145,829.02
CASH/ATM	234,645.38	16,547.90	105,364.26	145,829.02
AUDIT CASH ON HAND	.00	.00	.00	.00
FUND TOTALS				
2020 021 ROAD & BRIDGE #1	257,778.20	14,491.87	217,077.15	55,192.92
CASH/ATM	257,778.20	14,491.87	217,077.15	55,192.92
CASH/LAT1 AIM	75,953.88	.00	.00	75,953.88
FUND TOTALS	333,732.08	14,491.87	217,077.15	131,146.80
2020 022 ROAD & BRIDGE #2	176,864.73	15,477.90	238,847.44	46,504.81
CASH/ATM	176,864.73	15,477.90	238,847.44	46,504.81
CASH/LATRD2/ATM	129,721.64	.00	.00	129,721.64
FUND TOTALS	306,586.37	15,477.90	238,847.44	83,216.83
2020 023 ROAD & BRIDGE #3	468,012.10	15,103.12	150,689.87	332,425.35
CASH/ASB	90,508.56	.00	.00	90,508.56
CASH/LATRD3	558,520.66	15,103.12	150,689.87	422,933.91
FUND TOTALS				
2020 024 ROAD & BRIDGE #4	262,118.80	14,501.59	194,865.50	81,754.89
CASH/ASB	75,055.16	.00	.00	75,055.16
CASH/LATRD4	337,173.96	14,501.59	194,865.50	156,810.05
FUND TOTALS				
2020 025 ROAD & BRIDGE #5	21,194.22	10,546.52	20,072.61	11,668.13
CASH/ATM	21,194.22	10,546.52	20,072.61	11,668.13

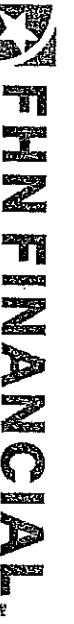
Pledge Inventory Report

Aimbank
Littlefield, TX
F:\CM 4/1/2020 TO 4/30/2020

Customer ID: 33584
Report Date: 4/27/2020
PAS Rep: Tracy Kwiatkowski
Account Rep: Scott Adams

Cusip	Description	Maturity/Refunded Dt	Group	Intent	S&P	Market Price Dt	Original Face	Book Value
Ticket	Location Code/Name			Coupon	Moody	Maturity (Yr)	Par	Market Value
Pledged: HAA1118 - HOCKLEY COUNTY								
313384XP9	FED HOME LN BK DISC	06/01/2020		AFS		4/23/2020	25,000,000.00	24,977,742.55
1223895	TIB - The Independent Bankers Bank		AGY	0.00000		0.09	25,000,000.00	24,996,999.75
3136AXZB4	FNM17061 NB	11/25/2045		HTM	NA	4/23/2020	5,000,000.00	3,722,326.44
1167397	TIB - The Independent Bankers Bank		CMO	3.00000	Nr	25.59	3,767,775.25	3,926,297.65
3137FNGF1	FHL4910 DA	03/15/2049		AFS	NA	4/23/2020	5,000,000.00	4,919,528.55
1207352	TIB - The Independent Bankers Bank		CMO	3.00000	Nr	28.89	4,801,624.55	5,021,816.01
3	Total Pledged: HAA1118 - HOCKLEY COUNTY						35,000,000.00	33,619,597.54
							33,559,399.80	33,945,113.41

This report reflects information submitted to us by the customer. It is not intended to be used as the official record of safekeeping location and/or pledged holdings. This information should be provided by the customer's safekeeper.



FHN FINANCIAL

Pledge Report
 Airbank
 Client #: 33584
 5/28/2020 7:54:37 AM

Group	CUSIP	Description	Ticket Intention	Mat. Date	Pig Amount	Location	Factor	Factor Date	Mkt Price	Price Date	Pledged Par	Pig Mkt Val	Pig Book Val
-------	-------	-------------	------------------	-----------	------------	----------	--------	-------------	-----------	------------	-------------	-------------	--------------

HAA1118 - HOCKLEY COUNTY :

CMO	3136AXZB4	3136AXZB4	1167397	2045-11-25	5,000,000.00	TIB	0.7447363700	2020-05-01	104.236679	2020-05-27	3,723,681.85	3,881,442.30	3,678,992.29
	FNM17061 NB		HTM	3.00000									
CMO	3137FNGF1	3137FNGF1	1207352	2049-03-15	5,000,000.00	TIB	0.9541759700	2020-05-01	104.399109	2020-05-27	4,770,879.85	4,980,756.05	4,885,719.74
	FHL4910 DA		AFS	3.00000									
MUN	743600G28	743600G28	1226169	2049-02-15	5,000,000.00	TIB			125.941002	2020-05-27	5,000,000.00	6,297,050.10	5,993,906.98
	PROSPER IEX INDPT SCH DIST		AFS	5.00000									
MUN	882854Q70	882854Q70	1227893	2049-04-15	10,000,000.00	TIB			125.531998	2020-05-21	10,000,000.00	12,553,199.80	11,156,863.87
	TEXAS WATER DEV BRD		AFS	5.00000									
HAA1118 Totals					\$25,000,000.00	TIB					\$23,494,561.70	\$27,712,448.25	\$25,715,482.88

Pledge Inventory Report

Almbank
Littlefield, TX
FROM 6/1/2020 TO 6/30/2020

Customer ID: 33584
Report Date: 6/29/2020
PAS Rep: Tracy Kwiatkowski
Account Rep: Scott Adams

Cusip	Description	Maturity/Refunded Dt	Intent	S&P	Market Price Dt	Original Face	Book Value
Ticket	Location Code/Name	Group	Coupon	Moody	Maturity (Yr)	Par	Market Value
Pledged: HAA1118 - HOCKLEY COUNTY							
3136AXZB4	FNM17061 NB	11/25/2045	HTM	NA	6/23/2020	5,000,000.00	3,635,971.29
1167397	TIB - The Independent Bankers Bank	CMO	3.00000	Nr	25.42	3,679,849.60	3,837,742.71
3137FNGF1	FHL4910 DA	03/15/2049	AFS	NA	6/23/2020	5,000,000.00	4,850,662.32
1207352	TIB - The Independent Bankers Bank	CMO	3.00000	Nr	28.73	4,738,854.20	4,944,603.83
743600G28	PROSPER TEX INDPT SC	02/15/2049	AFS	Aaa	6/23/2020	5,000,000.00	5,985,682.29
1226169	TIB - The Independent Bankers Bank	MUN	5.00000		28.65	5,000,000.00	6,323,099.90
892854Q70	TEXAS WATER DEV BRD	04/15/2049	AFS	AAA	6/23/2020	10,000,000.00	11,147,101.94
1227893	TIB - The Independent Bankers Bank	MUN	5.00000		28.81	10,000,000.00	12,539,700.30
4	Total Pledged: HAA1118 - HOCKLEY COUNTY					25,000,000.00	25,619,417.84
						23,418,703.80	27,645,146.74

This report reflects information submitted to us by the customer. It is not intended to be used as the official record of safekeeping location and/or pledged holdings. This information should be provided by the customer's safekeeper

Treasurer's Financial Report
 Prepared by Denise Bohannon, Hockley County Treasurer

1ST Qtr	Purchase Date	Account	Bank	Beginning Amount	Maturity Date	APR	Interest Paid	Month's Interest Earned	Current Balance
APR	2011-11-28	060-I&S Hosp. Bd.	Aim	\$36,481.21	11/28/20	1.10%	Monthly	\$29.10	\$21,443.16
MAY	2011-11-28	060-I&S Hosp. Bd.	Aim	\$36,481.21	11/28/20	1.10%	Monthly	\$8.81	\$21,451.97
JUNE	2011-11-28	060-I&S Hosp. Bd.	Aim	\$36,481.21	11/28/20	1.10%	Monthly	\$9.11	\$21,461.08
APR	2017-02-14	011-AdvValorem	Aim	4,000,000.00	2/14/21	2.66%	Monthly	\$5,384.79	\$4,232,154.66
MAY	2017-02-14	011-AdvValorem	Aim	4,000,000.00	2/14/21	2.66%	Monthly	\$5,217.73	\$4,237,372.39
JUN	2017-02-14	011-AdvValorem	Aim	4,000,000.00	2/14/21	1.50%	Monthly	\$5,398.29	\$4,242,770.68
Quarter				Investment		Totals		\$16,047.83	