

TREASURER'S DEC 2012 FINANCIAL REPORT

THE STATE OF TEXAS
COUNTY OF HOCKLEY
AFFIDAVIT

The Treasurer's Monthly Report includes, but is not limited to, money received and disbursed; debts due to (if known) and owed by the county; and all other proceedings in the treasurer's office that pertain to the Financial Standing of Hockley County. {LGC 114.026(a)(b)}

The Treasurer's Books and the Auditor's General Ledger agree. The Bank Statements have been reconciled; any adjustments have been noted.

The affidavit must state the amount of the cash and other assets that are in the custody of the county treasurer at the time of the examination. {LGC 114.026 (d)} \$13,892,099.99 Months Ending Balance


Any interest earned that is posted by financial institutions to our accounts on the last business day of the month is included in the combined statement of receipts and disbursements with the exception of our Business Savings Accounts. Interest for our Savings Accounts will post the month after each quarter.

The Treasurer's Monthly Report has been submitted and the Bank Reconciliation is pending review by Auditor. {LGC 114.026(b)}

All investments are in compliance with both the Public Funds Investment Act and the Hockley County Investment Policy. The investment strategy is passive, which maintains a liquid cash flow and safety of the investment as priority. {LGC 2256.023}

Therefore, Denise Bohannon, County Treasurer of Hockley County, Texas, who being fully sworn, upon oath says that the within and foregoing report is true and correct to the best of her knowledge.


Filed with accompanying vouchers this the 4 day of Feb, 2013.




Denise Bohannon, Treasurer, Hockley County

Commissioners' Court having reviewed the Treasurer's Report as presented, having taken reasonable steps to ensure its accuracy and based upon presentations of the Treasurer's Office approve the report, subject to the independent auditor's review and request that it be filed with the official minutes of this meeting. {LGC 114.026(c)}


In addition, the below signatures affirm that the Treasurer's Report complies with statutes as referenced. {LGC 114.026(d)}




Linda Barnette, Auditor, Hockley County / Date



Larry Sprowls, County Judge




Curtis Thrash, Comm. Pct. #1



Larry Carter, Comm. Pct. #2




Whitey Barnett, Comm. Pct. #3



Tommy Clever, Comm. Pct. #4

Sworn to & Subscribed to Before Me, by the County Treasurer, the Auditor & Commissioners Court on this 4th day of Feb. 2012.



Irene Gumula, County Clerk

Treasurer's Monthly Report
Prepared by Denise Bohannon, Hockley County Treasurer

SECTION 1 – Cash Flow

Page 1-5 Combined Statement of Cash Receipts and Disbursements

Pages 6-7 Bank Collateral
Pledged Securities the Banks have pledged on behalf of Hockley County

Page 8 Bond Indebtedness

Page 9 Certificates of Deposit

SECTION 2 – Investments Long Term

Per the Public Funds Investment Act and the Hockley County Investment Policies, the Investments Report is required on a Quarterly Basis. However, in an effort to keep the Commissioners' Court informed *available* information is provided on a Monthly basis.

All investments are in compliance with both the Public Funds Investment Act and the Hockley County Investment Policy. The investment strategy is passive, which maintains a liquid cash flow and safety of the investment as priorities. {GC 2256.023}

Investments – Funds are not immediately available – must wait until maturity

ACCOUNT NAME	BEGINNING CASH BALANCE	CASH RECEIPTS	CASH DISBURSEMENTS	ENDING CASH BALANCE
2012 010 GENERAL FUND CASH/AIM TDOA/CD/ASB FUND TOTALS	464,055.64 .00 464,055.64	6,206,447.08 .00 6,206,447.08	1,355,182.45- .00 1,355,182.45-	5,315,320.27 .00 5,315,320.27
2012 011 AD VALOREM TAX ACCOUNT CASH/AIM CASH/TO AD VAL EXCESS CERTIFICATE OF DEPOSIT TDOA-CD/AIM TDOA - CD/ ASB BUSINESS ELITE SAVINGS ACCOUNT FUND TOTALS	349,847.55 1,738,519.38 4,020,096.73 .00 4,039,072.20 .00 10,147,535.86	6,500,142.76 3,035,960.10 1,827.36 .00 1,874.62 .00 9,539,804.84	6,813,024.00- 4,074,817.97- 4,020,096.73- .00 .00 .00 14,907,938.70-	36,966.31 699,661.51 1,827.36 .00 4,040,946.82 .00 4,779,402.00
2012 012 OFFICERS SALARY FUND CASH/AIM FUND TOTALS	109,240.59 109,240.59	1,060,417.74 1,060,417.74	305,032.32- 305,032.32-	864,626.01 864,626.01
2012 013 AUTO REGISTRATION FUND CASH/AIM FUND TOTALS	19,407.19 19,407.19	16.53 16.53	.00 .00	19,423.72 19,423.72
2012 014 INDIGENT HEALTH CARE FUND CASH/AIM FUND TOTALS	61,921.56 61,921.56	112.72 112.72	18,220.69- 18,220.69-	43,813.59 43,813.59
2012 016 HOCKLEY COUNTY: LEOSE FUND CASH/AIM FUND TOTALS	19,010.69 19,010.69	16.19 16.19	.00 .00	19,026.88 19,026.88
2012 017 JURY FUND CASH/AIM FUND TOTALS	17,020.38 17,020.38	205,274.31 205,274.31	23,057.55- 23,057.55-	199,237.14 199,237.14
2012 021 ROAD & BRIDGE #1 CASH/AIM CASH/LAT1 AIM FUND TOTALS	214,341.19 35,210.12 249,551.31	147.52 .00 147.52	135,729.14- .00 135,729.14-	78,759.57 35,210.12 113,969.69
2012 022 ROAD & BRIDGE #2 CASH/AIM CASH/LATRD2/AIM FUND TOTALS	213,029.92 64,697.88 277,727.80	207,013.59 .00 207,013.59	110,370.74- .00 110,370.74-	309,672.77 64,697.88 374,370.65
2012 023 ROAD & BRIDGE #3 CASH/ASB CASH/LATRD3 FUND TOTALS	200,852.63 17,784.82 218,637.45	411,284.29 .00 411,284.29	178,002.55- .00 178,002.55-	434,134.37 17,784.82 451,919.19
2012 024 ROAD & BRIDGE #4 CASH/ASE CASH/LATRD4 FUND TOTALS	125,007.89 42,331.44 167,339.33	40,094.78 .00 40,094.78	166,652.77- 40,000.00- 206,652.77-	1,550.10- 2,331.44 781.34
2012 025 ROAD & BRIDGE #5 CASH/AIM	65,821.35	3,939.88	4,918.88-	64,842.35

ACCOUNT NAME	BEGINNING CASH BALANCE	CASH RECEIPTS	CASH DISBURSEMENTS	ENDING CASH BALANCE
2012 030 IAW LIBRARY FUND	26,094.37	282.35	.00	26,376.72
CASH/ATM	26,094.37	282.35	.00	26,376.72
FUND TOTALS	65,821.35	3,939.88	4,918.88	64,842.35
2012 035 LIBRARY FUND	44,409.95	500.94	14,329.66	30,581.23
CASH/ATM	44,409.95	500.94	14,329.66	30,581.23
FUND TOTALS	44,409.95	500.94	14,329.66	30,581.23
2012 039 DISTRICT CLERK PRESERVATION	15,128.28	108.01	.00	15,236.29
CASH/ATM	15,128.28	108.01	.00	15,236.29
FUND TOTALS	15,128.28	108.01	.00	15,236.29
2012 040 COUNTY CLERK PRESERVATION FUND	70,679.38	3,993.93	7,441.64	67,231.67
CASH/ATM	70,679.38	3,993.93	7,441.64	67,231.67
TDOA - CD BALANCE - ASB	.00	.00	.00	.00
FUND TOTALS	70,679.38	3,993.93	7,441.64	67,231.67
2012 041 RECORDS MANAGEMENT OFFICER	13,465.79	453.30	467.42	13,451.67
CASH/ATM	13,465.79	453.30	467.42	13,451.67
FUND TOTALS	13,465.79	453.30	467.42	13,451.67
2012 042 R&B EXTRA FEE ACCOUNT	98,351.64	16,715.42	.00	115,067.06
CASH/ASH	98,351.64	16,715.42	.00	115,067.06
FUND TOTALS	98,351.64	16,715.42	.00	115,067.06
2012 043 COURTHOUSE SECURITY FUND	42,117.63	1,414.97	1,844.06	41,688.54
CASH/ATM	42,117.63	1,414.97	1,844.06	41,688.54
FUND TOTALS	42,117.63	1,414.97	1,844.06	41,688.54
2012 044 JUSTICE COURT TECHNOLOGY FUND	47,122.38	1,270.23	2,188.33	46,204.28
CASH	47,122.38	1,270.23	2,188.33	46,204.28
FUND TOTALS	47,122.38	1,270.23	2,188.33	46,204.28
2012 045 SHERIFF CASH BOND ACCOUNT	37,409.42	.00	.00	37,409.42
CASH	37,409.42	.00	.00	37,409.42
FUND TOTALS	37,409.42	.00	.00	37,409.42
2012 046 COUNTY CLERK CASH BOND ACCT	54,619.02	.00	1,000.00	53,619.02
CASH	54,619.02	.00	1,000.00	53,619.02
FUND TOTALS	54,619.02	.00	1,000.00	53,619.02
2012 047 JPS CASH BOND ACCOUNT	1,422.71	.00	.00	1,422.71
CASH	1,422.71	.00	.00	1,422.71
FUND TOTALS	1,422.71	.00	.00	1,422.71
2012 048 COUNTY CLERK	26,782.04	28,669.30	27,027.74	28,423.60
CASH	26,782.04	28,669.30	27,027.74	28,423.60
FUND TOTALS	26,782.04	28,669.30	27,027.74	28,423.60
2012 050 JUSTICE BENEFIT FUND	33,927.02	28.89	.00	33,955.91
CASH	33,927.02	28.89	.00	33,955.91
FUND TOTALS	33,927.02	28.89	.00	33,955.91
2012 051 JUSTICE OF PEACE #1	7,977.90	4,290.50	7,379.40	4,889.00
CASH	7,977.90	4,290.50	7,379.40	4,889.00

JE for 17490 C Report

ACCOUNT NAME	BEGINNING CASH BALANCE	CASH RECEIPTS	CASH DISBURSEMENTS	ENDING CASH BALANCE
2012 052 JUSTICE OF PEACE #2	427.76	3,163.30	1,171.20-	2,419.86
CASH	427.76	3,163.30	1,171.20-	2,419.86
FUND TOTALS	427.76	3,163.30	1,171.20-	2,419.86
2012 054 JUSTICE OF PEACE #4	1,134.15	1,141.40	1,128.20-	1,147.35
CASH	1,134.15	1,141.40	1,128.20-	1,147.35
FUND TOTALS	1,134.15	1,141.40	1,128.20-	1,147.35
2012 055 JUSTICE OF PEACE #5	31,808.23	21,883.00	32,897.66-	20,793.57
CASH	31,808.23	21,883.00	32,897.66-	20,793.57
FUND TOTALS	31,808.23	21,883.00	32,897.66-	20,793.57
2012 056 SHERIFF FEE ACCOUNT	750.57	910.65	700.00-	961.22
CASH	750.57	910.65	700.00-	961.22
FUND TOTALS	750.57	910.65	700.00-	961.22
2012 057 SO TRAINING DONATIONS FUND	1,958.07	1.66	.00	1,959.73
CASH/ASB	1,958.07	1.66	.00	1,959.73
FUND TOTALS	1,958.07	1.66	.00	1,959.73
2012 060 I&S FUND: '88 HOSPITAL BOND	36,848.72	29.78	.00	36,878.50
CASH/AIM	36,848.72	29.78	.00	36,878.50
TODA - CD BALANCE	.00	.00	.00	.00
FUND TOTALS	36,848.72	29.78	.00	36,878.50
2012 065 MREC INTEREST & SINKING FUND	.00	.00	.00	.00
CASH	.00	.00	.00	.00
CASH MALLETT I&S	375,152.38	455,359.08	239,023.26-	591,488.20
TDOA - INVESTMENT BALANCE	.00	.00	.00	.00
FUND TOTALS	375,152.38	455,359.08	239,023.26-	591,488.20
2012 066 MALLETT CONSTRUCTION FUND	.00	.00	.00	.00
CASH	.00	.00	.00	.00
BUSINESS ELITE SAVINGS ACCT	.00	.00	.00	.00
TDOA - CD	.00	.00	.00	.00
FUND TOTALS	.00	.00	.00	.00
2012 070 PERMANENT IMPROVEMENT FUND	153,867.83	131.06	.00	153,998.89
CASH/ASB	153,867.83	131.06	.00	153,998.89
FUND TOTALS	153,867.83	131.06	.00	153,998.89
2012 071 HOCKLEY CO ROAD BOND FUND	20,685.29	17.61	.00	20,702.90
CASH/AIM	20,685.29	17.61	.00	20,702.90
TDOA/ASB	.00	.00	.00	.00
FUND TOTALS	20,685.29	17.61	.00	20,702.90
2012 072 MALLETT OPERATING FUND	88,273.02	5,983.27	29,871.78-	64,384.51
CASH/AIM	88,273.02	5,983.27	29,871.78-	64,384.51
FUND TOTALS	88,273.02	5,983.27	29,871.78-	64,384.51
2012 080 FM & LR FUND	4,380.57	3.72	.00	4,384.29
CASH/AIM	4,380.57	3.72	.00	4,384.29
FUND TOTALS	4,380.57	3.72	.00	4,384.29
2012 081 DA TRUST ACCOUNT	10,835.86	1,993.90	2,178.90-	10,650.86
CASH/AIM	10,835.86	1,993.90	2,178.90-	10,650.86

ACCOUNT NAME	BEGINNING CASH BALANCE	CASH RECEIPTS	CASH DISBURSEMENTS	ENDING CASH BALANCE
2012 082 DA FORFEITURE FUND	18,510.34	19.30	3,105.02-	15,424.62
CASH	18,510.34	19.30	3,105.02-	15,424.62
FUND TOTALS	18,510.34	19.30	3,105.02-	15,424.62
2012 083 CA THEFT OF SERVICE	4,721.11	874.65	1,203.05-	4,392.71
CASH	4,721.11	874.65	1,203.05-	4,392.71
FUND TOTALS	4,721.11	874.65	1,203.05-	4,392.71
2012 084 SHERIFF WORK RELEASE PROGRAM	1,818.60	1.54	.00	1,820.14
CASH	1,818.60	1.54	.00	1,820.14
FUND TOTALS	1,818.60	1.54	.00	1,820.14
2012 085 HOCKLEY CO GRANTS FUND	4,748.99	.00	.00	4,748.99
CASH	4,748.99	.00	.00	4,748.99
FUND TOTALS	4,748.99	.00	.00	4,748.99
2012 086 JAG GRANT FUND	.00	.00	.00	.00
CASH	.00	.00	.00	.00
FUND TOTALS	.00	.00	.00	.00
2012 087 HC JUVENILE PROBATION FEES	38,367.60	412.80	.00	38,780.40
CASH/AIM	38,367.60	412.80	.00	38,780.40
FUND TOTALS	38,367.60	412.80	.00	38,780.40
2012 088 PAYROLL CLEARING ACCOUNT	1,009.63	261,602.47	261,590.40-	1,021.70
CASH/ASB	1,009.63	261,602.47	261,590.40-	1,021.70
FUND TOTALS	1,009.63	261,602.47	261,590.40-	1,021.70
2012 089 DA SEIZURE PROCEEDS FUND	9,403.66	17,899.53	.00	27,303.19
CASH/ASB	9,403.66	17,899.53	.00	27,303.19
FUND TOTALS	9,403.66	17,899.53	.00	27,303.19
2013 090 JUVENILE PROBATION FUND	44,264.77	17,153.15	40,987.72-	20,430.20
CASH/AIM	44,264.77	17,153.15	40,987.72-	20,430.20
FUND TOTALS	44,264.77	17,153.15	40,987.72-	20,430.20
2012 091 JUVENILE PROBATION RESTITUTION	10,632.01	209.05	100.00-	10,741.06
CASH	10,632.01	209.05	100.00-	10,741.06
FUND TOTALS	10,632.01	209.05	100.00-	10,741.06
2013 092 HOCKLEY COUNTY COMMUNITY SUPER	68,263.91	23,772.48	38,730.63-	53,305.76
CASH/ASB	68,263.91	23,772.48	38,730.63-	53,305.76
FUND TOTALS	68,263.91	23,772.48	38,730.63-	53,305.76
2012 093 HOCKLEY COUNTY MEDICAL FUND	9,934.60	8.45	.00	9,943.05
CASH/ASB	9,934.60	8.45	.00	9,943.05
FUND TOTALS	9,934.60	8.45	.00	9,943.05
2012 094 COUNTY ATTORNEY RESTITUTION	516.44	473.78	181.10-	809.12
CASH/ASB	516.44	473.78	181.10-	809.12
FUND TOTALS	516.44	473.78	181.10-	809.12
2012 095 D A RESTITUTION FUND	2,829.23	21.31	.00	2,850.54
CASH/ASB	2,829.23	21.31	.00	2,850.54
FUND TOTALS	2,829.23	21.31	.00	2,850.54

ACCOUNT NAME	BEGINNING CASH BALANCE	CASH RECEIPTS	CASH DISBURSEMENTS	ENDING CASH BALANCE
2012 096 PRE-TRIAL DIVERSION FUND				
CASH	27,656.13	1,512.55	700.00-	28,468.68
FUND TOTALS	27,656.13	1,512.55	700.00-	28,468.68
2012 098 CLEARING FUND				
CASH	.00	1,315,621.37	1,315,621.37-	.00
FUND TOTALS	.00	1,315,621.37	1,315,621.37-	.00
GRAND TOTALS	13,305,576.15	19,862,498.17	19,275,974.33-	13,892,099.99

Investment Portfolio Pledged Securities
 AIM BANK
 LITTLEFIELD, TX

InTrader (pledged)
 Last: 11/30/2012
 As-of: 12/31/2012
 2AIM 1016373

Sec ID	Loc	Ticket	Security Description Line 1 Security Description Line 2	Balancing Agent Rate	Maturity	Ord	Original Price B & P Pri/Curr Price Moody	Price Pledged	Book Value Market Value
PLEDGED TO: HOCKEY			*HOCKLEY COUNTY						
313000048			FNMA #A10019	THE INDEPENDENT BANKERS BANK			2,000,000.00	12/27/2012	2,100,330.50
TIR	164021007			4	03/01/2020	305	1,000,000.48	05/22/2012	2,170,872.00
314100010			FNMA #104000	THE INDEPENDENT BANKERS BANK			3,000,000.00	12/27/2012	1,806,070.00
TIR	164008082			5	09/01/2023	305	1,421,007.00	10/18/2010	1,841,406.84
314177002			FNMA #MA1000	THE INDEPENDENT BANKERS BANK			5,000,000.00	12/27/2012	3,101,144.00
TIB	101003370			3.0	01/01/2021	300	3,000,431.40	08/10/2011	3,291,163.67
314180000			FNMA #AD7070	THE INDEPENDENT BANKERS BANK			4,175,000.00	12/27/2012	2,808,174.20
TIB	104019872			4.0	08/01/2025	300	1,851,000.00	08/20/2011	2,109,232.28
314100005			FNMA #ODI A00700	THE INDEPENDENT BANKERS BANK			2,100,000.00	12/27/2012	1,080,770.00
TIB	104019872			4	01/01/2020	300	1,500,070.00	08/22/2012	1,710,300.12
314100001			FNMA #A07700	THE INDEPENDENT BANKERS BANK			3,000,000.00	12/27/2012	1,870,840.88
TIR	161038701			3.5	11/01/2026	305	1,770,000.00	05/22/2012	1,004,021.58
TOTAL FOR PLEDGED TO HOCKEY									
Pledged: 0			Only Face: 20,428,000.00	Current Face: 11,758,888.10	Market: 12,808,080.70	Book: 12,447,002.33			

Federal Home Loan Letter of Credit 10,000,000.00
22,447,982.33

17 1/2012
 03/01/2012

The information on this page is for informational purposes only and is not intended to be used as a basis for investment decisions. It is not a recommendation or an offer to buy or sell any security or investment product. The information is provided as a service to our clients and is subject to change without notice.



Pledge Security Listing

December 31, 2012

ID	CUSIP	Description	Safekeeping Location	Safekeeping Receipt	Coupon	Maturity Date	Call Date	Moody	S&P	Fitch	FASB115	Face Amount	Current Par	Current Book Value	Market Value	Gain/(Loss)
2532	31417XAG9	FNMA AB4278	FHLB	X	3.00	01/01/2027		AAA	AA+	AAA	HTM	19,964,304	16,394,349.35	16,854,708.29	17,291,120.42	436,412.13
Total for HOCKLEY CTY												19,964,304	16,394,349.35	16,854,708.29	17,291,120.42	436,412.13

Although the information in this report has been obtained from sources believed to be reliable, its accuracy cannot be guaranteed.

HOCKLEY COUNTY Mallet Event Center and Arena
\$14,515,000 - Bond Issue - 10 Year Repayment
Fund 065, Series 2009 3.04%

FYE	Previous Balance Outstanding	Principal Payment Due	Interest Payment Due	Current Balance Outstanding
2010	\$17,636,079.00	\$1,185,000.00	\$312,878.88	
PAID			\$266,600.00	\$15,871,600.00
2011	\$15,871,600.00	\$1,255,000.00	\$508,100.00	
PAID			\$0.00	\$14,108,500.00
2012	\$14,108,500.00	\$1,305,000.00	\$456,900.00	
PAID				\$12,346,600.00
2013	\$12,346,600.00	\$1,360,000.00	\$403,600.00	
				\$10,583,000.00
2014	\$10,583,000.00	\$1,415,000.00	\$348,100.00	
				\$8,819,900.00
2015	\$8,819,900.00	\$1,475,000.00	\$290,300.00	
				\$7,054,600.00
2016	\$7,054,600.00	\$1,535,000.00	\$230,100.00	
				\$5,289,500.00
2017	\$5,289,500.00	\$1,595,000.00	\$167,500.00	
				\$3,527,000.00
2018	\$3,527,000.00	\$1,660,000.00	\$102,400.00	
				\$1,764,600.00
2019	\$1,764,600.00	\$1,730,000.00	\$34,600.00	
				\$0.00

*Principal Payments Due Annually

**Interest Payments are Due Semi-annually

Certificates of Deposit

Purchase Date	Account	Bank	Beginning Amount	Maturity Date	Interest Rate	Interest Paid	Month's Interest Earned	Interest Date
11/26/2012	011-AdvValorem	PLATINUM	2,000,000.00	11/26/2014	1.14%	Monthly	1874.62	12/26/2012
11/26/2012	011-AdvValorem	PLATINUM	2,039,072.20	11/26/2013	1.09%	Monthly	1827.36	12/26/2012
11/28/2011	060-1&S Hosp. Bd	AIM	36,481.21	11/28/2013	1.00%	Monthly	29.78	12/28/2012