

TREASURER'S AUGUST 2015 FINANCIAL REPORT

THE STATE OF TEXAS
COUNTY OF HOCKLEY
AFFIDAVIT

The Treasurer's Monthly Report includes, but is not limited to, money received and disbursed; debts due to (if known) and owed By the county; and all other proceedings in the treasurer's office that pertain to the Financial Standing of Hockley County. {LGC 114.026(a)(b)}

The Treasurer's Books and the Auditor's General Ledger agree. The Bank Statements have been reconciled; any adjustments Have been noted.

The affidavit must state the amount of the cash and other assets that are in the custody of the county treasurer at the time of The examination. {LGC 114.026 (d)} **\$20,396,069.72 Month Ending Balance**

Any interest earned that is posted by financial institutions to our accounts on the last business day of the month is included In the combined statement of receipts and disbursements. **\$9,460.13 Month's Interest Earned**

The Treasurer's Monthly Report has been submitted and the Bank Reconciliation is pending review by Auditor. {LGC 114.026(b)}

All investments are in compliance with both the Public Funds Investment Act and the Hockley County Investment Policy. The investment strategy is passive, which maintains a liquid cash flow and safety of the investment as priority. {LGC 2256.023}


Therefore, Denise Bohannon, County Treasurer of Hockley County, Texas, who being fully sworn, upon oath says that the within And foregoing report is true and correct to the best of her knowledge.


Filed with accompanying vouchers this the 9 day of Nov, 2015



Denise Bohannon, Treasurer, Hockley County


Commissioners' Court having reviewed the Treasurer's Report as presented, having taken reasonable steps to ensure its accuracy and based upon presentations of the Treasurer's Office approve the report, subject to the independent auditor's Review and request that it be filed with the official minutes of this meeting. {LGC 114.026(c)}

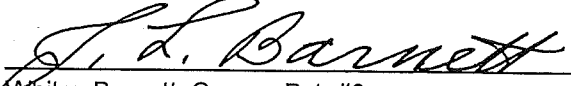
In addition, the below signatures affirm that the Treasurer's Report complies with statutes as referenced. {LGC 114.026(d)}

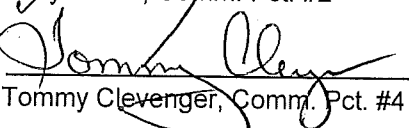

Linda Barnette, Auditor, Hockley County / Date


Larry Sprowls, County Judge



Curtis Thrash, Comm. Pct. #1


Larry Carter, Comm. Pct. #2


Whitey Barnett, Comm. Pct. #3


Tommy Cleverger, Comm. Pct. #4

Sworn to & Subscribed to Before Me, by the County Treasurer, the Auditor & Commissioners Court on this 9th day of Nov 2015.


Irene Gumula, County Clerk

Treasurer's Financial Report
Prepared by Denise Bohannon, Hockley County Treasurer

SECTION 1 – Cash Flow

Pages 1-5 Combined Statement of Cash Receipts and Disbursements
Includes Interest and Bank Service Charge

Page 6 Bank Collateral
Pledged Securities the Banks have pledged on behalf of Hockley County

Page 7 Bond Indebtedness – Mallet Event Center

Page 8 Certificates of Deposit

SECTION 2 – Investments Long Term

Per the Public Funds Investment Act and the Hockley County Investment Policies, the Investments Report is required on a Quarterly Basis. However, in an effort to keep the Commissioners' Court informed *available* Information is provided on a Monthly basis.

All investments are in compliance with both the Public Funds Investment Act and the Hockley County Investment Policy. The investment strategy is passive, which maintains a liquid cash flow and safety of The investment as priorities. {GC 2256.023}

Investments – Funds are not immediately available – must wait until maturity

DATE 10/26/2015 11:00

COMBINED STATEMENT OF CASH RECEIPTS AND DISBURSEMENTS FROM AUGUST

TO AUGUST

GEL103 PAGE

ACCOUNT NAME	BEGINNING CASH BALANCE	CASH RECEIPTS	CASH DISBURSEMENTS	ENDING CASH BALANCE
GRAND TOTALS	<u>21,363,148.73</u>	<u>1,914,706.37</u>	<u>2,881,785.38-</u>	<u>20,396,069.72</u>

ACCOUNT NAME	BEGINNING CASH BALANCE	CASH RECEIPTS	CASH DISBURSEMENTS	TO AUGUST	ENDING CASH BALANCE
2015 083 CA THEFT OF SERVICE	4,547.09	2,399.96	2,398.03-	4,549.02	
CASH	4,547.09	2,399.96	2,398.03-	4,549.02	
FUND TOTALS					
2015 084 SHERIFF WORK RELEASE PROGRAM	1,866.23	.79	.00	1,867.02	
CASH	1,866.23	.79	.00	1,867.02	
FUND TOTALS					
2015 085 HOCKLEY CO GRANTS FUND	9,378.46	3.99	.00	9,382.45	
CASH	9,378.46	3.99	.00	9,382.45	
FUND TOTALS					
2015 087 HC JUVENILE PROBATION FEES	202.02	12,827.81	.00	13,029.83	
CASH/AIM	202.02	12,827.81	.00	13,029.83	
FUND TOTALS					
2015 088 PAYROLL CLEARING ACCOUNT	1,420.79	287,258.84	287,248.16-	1,431.47	
CASH/ASB	1,420.79	287,258.84	287,248.16-	1,431.47	
FUND TOTALS					
2015 089 SEIZURE PROCEEDS FUND	44,011.64	18.75	.00	44,030.39	
CASH/ASB	44,011.64	18.75	.00	44,030.39	
FUND TOTALS					
2015 090 JUVENILE PROBATION FUND	53,504.66	14,804.12	54,596.54-	13,712.24	
CASH/AIM	53,504.66	14,804.12	54,596.54-	13,712.24	
ACCOUNTS RECEIVABLE	97.75-	.00	.00	97.75-	
FUND TOTALS	53,406.91	14,804.12	54,596.54-	13,614.49	
2015 091 JUVENILE PROBATION RESTITUTION	11,017.69	454.64	450.00-	11,022.33	
CASH	11,017.69	454.64	450.00-	11,022.33	
FUND TOTALS					
2015 092 HOCKLEY COUNTY COMMUNITY SUPER	100,463.25	18,175.42	40,744.97-	77,893.70	
CASH/ASB	100,463.25	18,175.42	40,744.97-	77,893.70	
FUND TOTALS					
2015 093 HOCKLEY COUNTY MEDICAL FUND	8,094.19	3.44	.00	8,097.63	
CASH/ASB	8,094.19	3.44	.00	8,097.63	
FUND TOTALS					
2015 094 COUNTY ATTORNEY RESTITUTION	15,604.90	1,116.74	180.51-	16,541.13	
CASH/ASB	15,604.90	1,116.74	180.51-	16,541.13	
FUND TOTALS					
2015 095 D A RESTITUTION FUND	4,272.63	1.81	.00	4,274.44	
CASH/ASB	4,272.63	1.81	.00	4,274.44	
FUND TOTALS					
2015 096 CA/DA PRE-TRIAL DIVERSION FUND	81,372.75	1,180.91	.00	82,553.66	
CASH	81,372.75	1,180.91	.00	82,553.66	
FUND TOTALS					
2015 098 CLEARING FUND	.07	1,117,347.61	1,117,347.61-	.07	
CASH	.07	1,117,347.61	1,117,347.61-	.07	
FUND TOTALS					

ACCOUNT NAME FUND TOTALS	BEGINNING CASH BALANCE	CASH RECEIPTS	CASH DISBURSEMENTS	ENDING CASH BALANCE
2015 054 JUSTICE OF PEACE #4 CASH FUND TOTALS	1,239.52	.00	1,193.57-	45.95
2015 055 JUSTICE OF PEACE #5 CASH FUND TOTALS	21,435.58	19,665.76	25,223.28-	15,878.06
2015 056 SHERIFF FEE ACCOUNT CASH FUND TOTALS	1.50	.00	.00	1.50
2015 057 SO TRAINING DONATIONS FUND CASH/ASB FUND TOTALS	2,009.35	.85	.00	2,010.20
2015 060 I&S FUND: '88 HOSPITAL BOND CASH/ASB TODA - CD BALANCE FUND TOTALS	37,560.27	17.55	.00	37,577.82
2015 065 MREC INTEREST & SINKING FUND CASH BUSINESS ELITE SAVINGS ACCT TPOA - INVESTMENT BALANCE FUND TOTALS	.00	130,400.00	130,400.00-	.00
2015 070 PERMANENT IMPROVEMENT FUND CASH/ASB FUND TOTALS	2,046,681.16	867.69	40,481.05-	2,007,067.80
2015 071 HOCKEY CO ROAD BOND FUND CASH/AIM TPOA/ASB FUND TOTALS	21,229.74	9.04	.00	21,238.78
2015 072 MALLETT OPERATING FUND CASH/AIM FUND TOTALS	509,753.86	41,452.59	77,036.92-	474,169.53
2015 079 DA FEDERAL FORFEITED FUNDS CASH FUND TOTALS	46,667.58	19.80	69.24-	46,618.14
2015 080 FM & IR FUND CASH/AIM FUND TOTALS	4,495.66	1.91	.00	4,497.57
2015 081 DA TRUST ACCOUNT CASH/AIM FUND TOTALS	13,341.97	.00	.00	13,341.97
2015 082 DA FORFEITURE FUND CASH FUND TOTALS	12,176.68	5.16	68.25-	12,113.59

ACCOUNT NAME	BEGINNING CASH BALANCE	CASH RECEIPTS	CASH DISBURSEMENTS	ENDING CASH BALANCE
2015 030 IAW LIBRARY FUND	42,670.13	7,338.45	5,856.47	44,152.11
CASH/AIM	26,756.38	351.37	301.00	26,806.75
FUND TOTALS	26,756.38	351.37	301.00	26,806.75
2015 035 LIBRARY FUND	119,397.17	302.86	16,612.04	103,087.99
CASH/AIM	119,397.17	302.86	16,612.04	103,087.99
FUND TOTALS	119,397.17	302.86	16,612.04	103,087.99
2015 039 DISTRICT CLERK PRESERVATION	36,089.41	159.85	.00	36,249.26
CASH/AIM	36,089.41	159.85	.00	36,249.26
FUND TOTALS	36,089.41	159.85	.00	36,249.26
2015 040 COUNTY CLERK PRESERVATION FUND	157,437.56	3,967.18	.00	161,404.74
CASH/AIM	157,437.56	3,967.18	.00	161,404.74
TDOA - CD BALANCE - ASB	.00	.00	.00	.00
FUND TOTALS	157,437.56	3,967.18	.00	161,404.74
2015 041 RECORDS MANAGEMENT OFFICER	10,840.68	604.38	206.10	11,238.96
CASH/AIM	10,840.68	604.38	206.10	11,238.96
FUND TOTALS	10,840.68	604.38	206.10	11,238.96
2015 042 R&B EXTRA FEE ACCOUNT	175,818.34	22,906.81	.00	198,725.15
CASH/ASB	175,818.34	22,906.81	.00	198,725.15
FUND TOTALS	175,818.34	22,906.81	.00	198,725.15
2015 043 COURTHOUSE SECURITY FUND	18,340.35	1,118.28	270.00	19,188.63
CASH/AIM	18,340.35	1,118.28	270.00	19,188.63
FUND TOTALS	18,340.35	1,118.28	270.00	19,188.63
2015 044 JUSTICE COURT TECHNOLOGY FUND	53,215.56	820.57	631.51	53,404.62
CASH	53,215.56	820.57	631.51	53,404.62
FUND TOTALS	53,215.56	820.57	631.51	53,404.62
2015 045 SHERIFF CASH BOND ACCOUNT	59,910.42	1,500.00	1,000.00	60,410.42
CASH	59,910.42	1,500.00	1,000.00	60,410.42
FUND TOTALS	59,910.42	1,500.00	1,000.00	60,410.42
2015 046 COUNTY CLERK CASH BOND ACCT	59,435.02	.00	.00	59,435.02
CASH	59,435.02	.00	.00	59,435.02
FUND TOTALS	59,435.02	.00	.00	59,435.02
2015 047 JPS CASH BOND ACCOUNT	7,434.71	.00	.00	7,434.71
CASH	7,434.71	.00	.00	7,434.71
FUND TOTALS	7,434.71	.00	.00	7,434.71
2015 048 COUNTY CLERK	33,740.65	29,347.93	33,327.81	29,760.77
CASH	33,740.65	29,347.93	33,327.81	29,760.77
FUND TOTALS	33,740.65	29,347.93	33,327.81	29,760.77
2015 051 JUSTICE OF PEACE #1	2,583.90	2,203.13	2,255.90	2,531.13
CASH	2,583.90	2,203.13	2,255.90	2,531.13
FUND TOTALS	2,583.90	2,203.13	2,255.90	2,531.13
2015 052 JUSTICE OF PEACE #2	1,334.63	5,509.70	1,463.87	5,380.46
CASH	1,334.63	5,509.70	1,463.87	5,380.46

ACCOUNT NAME	BEGINNING CASH BALANCE	CASH RECEIPTS	CASH DISBURSEMENTS	ENDING CASH BALANCE
2015 010 GENERAL FUND	4,999,550.85	75,004.14	190,118.39-	4,884,436.60
CASH/AIM	.00	.00	.00	.00
AUDIT CASH ON HAND	.00	.00	.00	.00
TDOA/CD/ASB	.00	.00	.00	.00
FUND TOTALS	4,999,550.85	75,004.14	190,118.39-	4,884,436.60
2015 011 AD VALOREM TAX ACCOUNT	88,470.12	37,57	.00	88,507.69
CASH/AIM	4,206,469.07	37,111.04	.00	4,243,580.11
CASH/TO AD VAL EXCESS	.00	.00	.00	.00
CASH/BE SAVINGS	3,031,905.18	1,931.28	.00	3,033,836.46
TDOA - CD/AIM BANK	.00	.00	.00	.00
TDOA - CD/ PLAT	7,326,844.37	39,079.89	.00	7,365,924.26
FUND TOTALS	1,969,142.97	65,315.34	427,059.17-	1,607,399.14
2015 012 OFFICERS SALARY FUND	1,969,142.97	.00	.00	1,969,142.97
CASH/AIM	105,531.14	44.95	.00	105,576.09
AUDIT CASH ON HAND	105,531.14	44.95	.00	105,576.09
FUND TOTALS	38,661.28	14.17	11,726.80-	26,948.65
2015 014 INDIGENT HEALTH CARE FUND	38,661.28	14.17	11,726.80-	26,948.65
CASH/AIM	22,409.79	9.54	.00	22,419.33
FUND TOTALS	22,409.79	9.54	.00	22,419.33
2015 016 HOCKLEY COUNTY: LEOSE FUND	22,409.79	9.54	.00	22,419.33
CASH/AIM	387,210.03	5,037.34	26,338.03-	365,909.34
AUDIT CASH ON HAND	.00	.00	.00	.00
FUND TOTALS	387,210.03	5,037.34	26,338.03-	365,909.34
2015 017 JURY FUND	505,389.44	211.58	47,039.11-	458,561.91
CASH/AIM	20,729.95	.00	.00	20,729.95
CASH/LAT1 AIM	526,119.39	211.58	47,039.11-	479,291.86
FUND TOTALS	513,943.84	268.66	42,161.45-	472,051.05
2015 022 ROAD & BRIDGE #2	82,197.71	.00	.00	82,197.71
CASH/AIM	596,141.55	268.66	42,161.45-	554,248.76
CASH/LATRD2/AIM	636,324.85	248.19	123,830.00-	512,743.04
FUND TOTALS	35,284.65	.00	.00	35,284.65
2015 023 ROAD & BRIDGE #3	671,609.50	248.19	123,830.00-	548,027.69
CASH/ASB	430,865.61	181.01	42,943.35-	388,103.27
CASH/LATRD3	19,831.25	.00	.00	19,831.25
FUND TOTALS	450,696.86	181.01	42,943.35-	407,934.52
2015 024 ROAD & BRIDGE #4	42,670.13	7,338.45	5,856.47-	44,152.11
CASH/ASB				
CASH/LATRD4				
FUND TOTALS				
2015 025 ROAD & BRIDGE #5				
CASH/AIM				

Investment Portfolio Pledged Securities
 AIM BANK
 LITTLEFIELD, TX

InTrader (pledged)
 Last: 07/31/2015
 As-of: 08/31/2015
 ZAIM 1018373

Sec ID	Security Description	Line 1	Rate	Agent	Maturity	GP	Original Face	SP	Price	Book Value	
Loc	Security Description	Line 2	Rate	Agent	Maturity	GP	Particular Face	Moody	Pledged	Market Value	
PLEGDED TO: hocke *HOCKLEY COUNTY											
3130A3M92	FHLB CALL AFTER 03/19/15			THE INDEPENDENT BANKERSBANK			5,000,000.00	AA+	08/26/2015	5,000,000.00	
TIB 219002405			1.95	12/19/2019	200		5,000,000.00	Aaa	01/05/2015	5,000,985.00	
312BLV86	FHLMC #2B0639 ARM			THE INDEPENDENT BANKERSBANK			2,000,000.00		08/26/2015	972,739.50	
TIB 213001965			2.304	06/01/2004	305		928,982.60		01/30/2013	962,298.27	
3128MMSZ7	FHLMC GOLD G18535			THE INDEPENDENT BANKERSBANK			4,800,000.00		08/26/2015	4,652,133.37	
TIB 164040305			3.5	12/01/2029	305		4,384,652.05		03/25/2015	4,625,078.19	
3138A4SNT1	FNMA #AH13552			THE INDEPENDENT BANKERSBANK			2,100,000.00		08/26/2015	872,628.96	
TIB 164027665			3.5	02/01/2026	305		821,680.55		01/30/2013	866,262.28	
3139E4YC9	FNMA #AK0706			THE INDEPENDENT BANKERSBANK			2,222,500.00		08/26/2015	1,045,229.16	
TIB 164028308			3.5	02/01/2027	305		991,764.28		04/03/2013	1,035,009.68	
3138E4YC9	FNMA #AK0706			THE INDEPENDENT BANKERSBANK			3,250,000.00		08/26/2015	1,528,056.08	
TIB 164028413			3.5	02/01/2027	305		1,435,650.81		01/30/2013	1,513,512.47	
3138EGSH8	FNMA #AL0519			THE INDEPENDENT BANKERSBANK			2,500,000.00		08/26/2015	1,202,340.72	
TIB 164024507			4	03/01/2026	305		1,119,379.35		05/22/2012	1,198,752.44	
3138EJNE4	FNMA #AL2188 ARM			THE INDEPENDENT BANKERSBANK			2,900,000.00		08/26/2015	1,364,308.75	
TIB 164027988			2.349	06/01/2042	305		1,297,634.12		01/30/2013	1,357,707.78	
3138ELLU5	FNMA #AL3938			THE INDEPENDENT BANKERSBANK			6,000,000.00		08/26/2015	4,364,812.77	
TIB 164038728			3.5	07/01/2028	305		4,118,851.50		01/05/2015	4,368,931.81	
31418AF78	FNMA #MA1089			THE INDEPENDENT BANKERSBANK			2,850,000.00		08/26/2015	1,780,301.23	
TIB 184027935			4	06/01/2032	305		1,643,364.63		01/30/2013	1,764,293.19	
31418AH76	FNMA #MA1153			THE INDEPENDENT BANKERSBANK			4,000,000.00		08/26/2015	2,100,253.48	
TIB 164029358			3	08/01/2022	305		1,995,044.92		01/30/2013	2,080,498.44	
31418AL33	FNMA #MA1181			THE INDEPENDENT BANKERSBANK			4,950,000.00		08/26/2015	2,687,855.56	
TIB 164029593			3	09/01/2022	305		2,550,723.07		01/30/2013	2,659,918.40	
31418AK80	FNMA #MA1218			THE INDEPENDENT BANKERSBANK			3,950,000.00		08/26/2015	2,232,186.91	
TIB 164029389			3	10/01/2022	305		2,118,556.09		01/30/2013	2,209,327.97	
31418ATJ7	FNMA #MA1452			THE INDEPENDENT BANKERSBANK			1,270,780.00		03/05/2014	795,760.82	
TIB 219000475			3	05/01/2023	305		783,136.89		08/26/2015	4,302,705.87	
31418BC61	FNMA #MA1892			THE INDEPENDENT BANKERSBANK			5,300,000.00		01/05/2015	4,311,926.12	
TIB 164038302			3	05/01/2024	305		4,129,975.07		08/26/2015	951,534.34	
31419AV35	FNMA POOL AE0729			THE INDEPENDENT BANKERSBANK			2,100,000.00		05/22/2012	949,990.52	
TIB 164024025			4	07/01/2026	305		891,673.46				
TOTAL FOR PLEDGE ID hocke											
Pledged: 16			Orig Face: 55,193,250.00			Current Face: 34,181,071.40			Market: 35,702,253.33		
										Book: 35,847,162.51	

The information contained herein, while believed to be reliable, is not guaranteed.
 For assistance please contact TIB Investment Portfolio (866) 308-4842.



TREASURER'S AUGUST 2015 FINANCIAL REPORT

**HOCKLEY COUNTY Mallet Event Center and Arena
\$14,515,000 - Bond Issue - 10 Year Repayment
Fund 065, Series 2009 3.04%**

FYE	Previous Balance Outstanding	Principal Payment Due	Interest Payment Due	Current Balance Outstanding
2010	\$17,636,079.00	\$1,185,000.00	\$312,878.88	
PD				\$15,871,600.00
2011	\$15,871,600.00	\$1,255,000.00	\$508,100.00	
PD				\$14,108,500.00
2012	\$14,108,500.00	\$1,305,000.00	\$456,900.00	
PD				\$12,346,600.00
2013	\$12,346,600.00	\$1,360,000.00	\$403,600.00	
PD				\$10,583,000.00
2014	\$10,583,000.00	\$1,415,000.00	\$348,100.00	
PD				\$8,819,900.00
2015	\$8,819,900.00	\$1,475,000.00	\$290,300.00	
PD				\$7,054,600.00
2016	\$7,054,600.00	\$1,535,000.00	\$230,100.00	
				\$5,289,500.00
2017	\$5,289,500.00	\$1,595,000.00	\$167,500.00	
				\$3,527,000.00
2018	\$3,527,000.00	\$1,660,000.00	\$102,400.00	
				\$1,764,600.00
2019	\$1,764,600.00	\$1,730,000.00	\$34,600.00	
				\$0.00

*Principal Payments Due Annually
**Interest Payments are Due Semi-annually

Treasurer's Financial Report
 Prepared by Denise Bohannon, Hockley County Treasurer

Certificates of Deposit										
	Purchase Date	Account	Bk	Beginning Amount	Maturity Date	Interest Rate	Interest Paid	Month's Interest Earned	Current Bal	
*NOV	11/28/2011	060-I&S Hosp. Bd.	Aim	\$36,481.21	11/28/2015	0.55%	Monthly	\$17.55	\$37,577.82	
*AUG	2/19/2014	011-AdValorem Excess	Aim	3,000,000.00	8/19/2015	0.75%	Monthly	\$1,931.28	\$3,033,836.46	