

TREASURER'S SEPT 2015 FINANCIAL REPORT

THE STATE OF TEXAS
COUNTY OF HOCKLEY
AFFIDAVIT

The Treasurer's Monthly Report includes, but is not limited to, money received and disbursed; debts due to (if known) and owed By the county; and all other proceedings in the treasurer's office that pertain to the Financial Standing of Hockley County. {LGC 114.026(a)(b)}

The Treasurer's Books and the Auditor's General Ledger agree. The Bank Statements have been reconciled; any adjustments Have been noted.

The affidavit must state the amount of the cash and other assets that are in the custody of the county treasurer at the time of The examination. {LGC 114.026 (d)} **\$19,048,604.95 Month Ending Balance**

Any interest earned that is posted by financial institutions to our accounts on the last business day of the month is included In the combined statement of receipts and disbursements. **\$8,891.62 Month's Interest Earned**

The Treasurer's Monthly Report has been submitted and the Bank Reconciliation is pending review by Auditor. {LGC 114.026(b)}

All investments are in compliance with both the Public Funds Investment Act and the Hockley County Investment Policy. The investment strategy is passive, which maintains a liquid cash flow and safety of the investment as priority. {LGC 2256.023}


Therefore, Denise Bohannon, County Treasurer of Hockley County, Texas, who being fully sworn, upon oath says that the within And foregoing report is true and correct to the best of her knowledge.


Filed with accompanying vouchers this the 9 day of Nov, 2015



Denise Bohannon, Treasurer, Hockley County


Commissioners' Court having reviewed the Treasurer's Report as presented, having taken reasonable steps to ensure its accuracy and based upon presentations of the Treasurer's Office approve the report, subject to the independent auditor's Review and request that it be filed with the official minutes of this meeting. {LGC 114.026(c)}


In addition, the below signatures affirm that the Treasurer's Report complies with statutes as referenced. {LGC 114.026(d)}



Linda Barnette, Auditor, Hockley County / Date


Larry Sprowls, County Judge



Curtis Thrash, Comm. Pct. #1


Larry Carter, Comm. Pct. #2


Whitey Barnett, Comm. Pct. #3


Tommy Clevenger, Comm. Pct. #4

Sworn to & Subscribed to Before Me, by the County Treasurer, the Auditor & Commissioners Court on this 9th day of Nov 2015.


Irene Gumula, County Clerk

Treasurer's Financial Report
Prepared by Denise Bohannon, Hockley County Treasurer

SECTION 1 – Cash Flow

Pages 1-5 Combined Statement of Cash Receipts and Disbursements
Includes Interest and Bank Service Charge

Page 6 Bank Collateral
Pledged Securities the Banks have pledged on behalf of Hockley County

Page 7 Bond Indebtedness – Mallet Event Center

Page 8 Certificates of Deposit

SECTION 2 – Investments Long Term

Per the Public Funds Investment Act and the Hockley County Investment Policies, the Investments Report is required on a Quarterly Basis. However, in an effort to keep the Commissioners' Court informed *available* information is provided on a Monthly basis.

All investments are in compliance with both the Public Funds Investment Act and the Hockley County Investment Policy. The investment strategy is passive, which maintains a liquid cash flow and safety of the investment as priorities. {GC 2256.023}

Investments – Funds are not immediately available – must wait until maturity

ACCOUNT NAME	BEGINNING CASH BALANCE	CASH RECEIPTS	CASH DISBURSEMENTS	ENDING CASH BALANCE
GRAND TOTALS	<u>20,396,069.72</u>	<u>2,364,165.11</u>	<u>3,711,629.88-</u>	<u>19,048,604.95</u>

ACCOUNT NAME	BEGINNING CASH BALANCE	CASH RECEIPTS	CASH DISBURSEMENTS	ENDING CASH BALANCE
2015 083 CA THEFT OF SERVICE CASH	4,549.02	53.87	52.00-	4,550.89
FUND TOTALS	4,549.02	53.87	52.00-	4,550.89
2015 084 SHERIFF WORK RELEASE PROGRAM CASH	1,867.02	.77	.00	1,867.79
FUND TOTALS	1,867.02	.77	.00	1,867.79
2015 085 HOCKLEY CO GRANTS FUND CASH	9,382.45	185,331.80	185,889.27-	8,824.98
FUND TOTALS	9,382.45	185,331.80	185,889.27-	8,824.98
2015 087 HC JUVENILE PROBATION FEES CASH/AIM	13,029.83	95.41	.00	13,125.24
FUND TOTALS	13,029.83	95.41	.00	13,125.24
2015 088 PAYROLL CLEARING ACCOUNT CASH/ASB	1,431.47	281,598.98	281,588.79-	1,441.66
FUND TOTALS	1,431.47	281,598.98	281,588.79-	1,441.66
2015 089 SEIZURE PROCEEDS FUND CASH/ASB	44,030.39	5,566.96	4,665.00-	44,932.35
FUND TOTALS	44,030.39	5,566.96	4,665.00-	44,932.35
2016 090 JUVENILE PROBATION FUND CASH/AIM	13,712.24	334.91	9,831.35-	4,215.80
ACCOUNTS RECEIVABLE	97.75-	.00	.00	97.75-
FUND TOTALS	13,614.49	334.91	9,831.35-	4,118.05
2015 091 JUVENILE PROBATION RESTITUTION CASH	11,022.33	54.55	50.00-	11,026.88
FUND TOTALS	11,022.33	54.55	50.00-	11,026.88
2016 092 HOCKLEY COUNTY COMMUNITY SUPER CASH/ASB	77,893.70	60,971.47	43,546.65-	95,318.52
FUND TOTALS	77,893.70	60,971.47	43,546.65-	95,318.52
2015 093 HOCKLEY COUNTY MEDICAL FUND CASH/ASB	8,097.63	3.35	3.93-	8,097.05
FUND TOTALS	8,097.63	3.35	3.93-	8,097.05
2015 094 COUNTY ATTORNEY RESTITUTION CASH/ASB	16,541.13	544.92	330.05-	16,756.00
FUND TOTALS	16,541.13	544.92	330.05-	16,756.00
2015 095 D A RESTITUTION FUND CASH/ASB	4,274.44	57.78	.00	4,332.22
FUND TOTALS	4,274.44	57.78	.00	4,332.22
2015 096 CA/DA PRE-TRIAL DIVERSION FUND CASH	82,553.66	2,121.62	.00	84,675.28
FUND TOTALS	82,553.66	2,121.62	.00	84,675.28
2015 098 CLEARING FUND CASH	.07	1,258,959.13	1,579,936.00-	320,976.80-
FUND TOTALS	.07	1,258,959.13	1,579,936.00-	320,976.80-

ACCOUNT NAME	BEGINNING CASH BALANCE	CASH RECEIPTS	CASH DISBURSEMENTS	ENDING CASH BALANCE
2015 054 JUSTICE OF PEACE #4	45.95	452.00	.00	497.95
CASH				
FUND TOTALS	45.95	452.00	.00	497.95
2015 055 JUSTICE OF PEACE #5	15,878.06	13,501.89	18,868.76	10,511.19
CASH				
FUND TOTALS	15,878.06	13,501.89	18,868.76	10,511.19
2015 056 SHERIFF FEE ACCOUNT	1.50	.00	.00	1.50
CASH				
FUND TOTALS	1.50	.00	.00	1.50
2015 057 SO TRAINING DONATIONS FUND	2,010.20	.82	.00	2,011.02
CASH/ASB				
FUND TOTALS	2,010.20	.82	.00	2,011.02
2015 060 I&S FUND: '88 HOSPITAL BOND	37,577.82	17.55	.00	37,595.37
CASH/ASB				
TODA - CD BALANCE	.00	.00	.00	.00
FUND TOTALS	37,577.82	17.55	.00	37,595.37
2015 065 MREC INTEREST & SINKING FUND	.00	.00	.00	.00
CASH				
BUSINESS ELITE SAVINGS ACCT	285,894.22	3,044.16	.00	288,938.38
TDOA - INVESTMENT BALANCE	.00	.00	.00	.00
FUND TOTALS	285,894.22	3,044.16	.00	288,938.38
2015 070 PERMANENT IMPROVEMENT FUND	2,097,067.80	819.33	71,639.63	1,936,247.50
CASH/ASB				
FUND TOTALS	2,097,067.80	819.33	71,639.63	1,936,247.50
2015 071 HOCKLEY CO ROAD BOND FUND	21,238.78	8.79	.00	21,247.57
CASH/AIM				
TDOA/ASB	.00	.00	.00	.00
FUND TOTALS	21,238.78	8.79	.00	21,247.57
2015 072 MALLETT OPERATING FUND	474,169.53	22,541.27	72,750.09	423,960.71
CASH/AIM				
FUND TOTALS	474,169.53	22,541.27	72,750.09	423,960.71
2015 079 DA FEDERAL FORFEITED FUNDS	46,618.14	19.14	103.86	46,533.42
CASH				
FUND TOTALS	46,618.14	19.14	103.86	46,533.42
2015 080 FM & IR FUND	4,497.57	1.86	.00	4,499.43
CASH/AIM				
FUND TOTALS	4,497.57	1.86	.00	4,499.43
2015 081 DA TRUST ACCOUNT	13,341.97	335.00	335.00	13,341.97
CASH/AIM				
FUND TOTALS	13,341.97	335.00	335.00	13,341.97
2015 082 DA FORFEITURE FUND	12,113.59	5.00	75.36	12,043.23
CASH				
FUND TOTALS	12,113.59	5.00	75.36	12,043.23

ACCOUNT NAME AUDIT CASH ON HAND FUND TOTALS	BEGINNING CASH BALANCE	CASH RECEIPTS	CASH DISBURSEMENTS	ENDING CASH BALANCE
2015 030 LAW LIBRARY FUND CASH/AIM FUND TOTALS	44,152.11	4,979.40	8,945.21	40,186.30
2015 035 LIBRARY FUND CASH/AIM FUND TOTALS	26,806.75	270.95	1,170.50	25,907.20
2015 039 DISTRICT CLERK PRESERVATION CASH/AIM FUND TOTALS	26,806.75	2,202.52	1,170.50	25,907.20
2015 040 COUNTY CLERK PRESERVATION FUND CASH/AIM TDOA - CD BALANCE - ASB FUND TOTALS	103,087.99	2,202.52	18,309.69	86,980.82
2015 041 RECORDS MANAGEMENT OFFICER CASH/AIM FUND TOTALS	103,087.99	2,202.52	18,309.69	86,980.82
2015 042 R&B EXTRA FEE ACCOUNT CASH/ASB FUND TOTALS	36,249.26	118.06	.00	36,367.32
2015 043 COURTHOUSE SECURITY FUND CASH/AIM FUND TOTALS	36,249.26	118.06	.00	36,367.32
2015 044 JUSTICE COURT TECHNOLOGY FUND CASH FUND TOTALS	161,404.74	4,004.77	.00	165,409.51
2015 045 SHERIFF CASH BOND ACCOUNT CASH FUND TOTALS	161,404.74	4,004.77	.00	165,409.51
2015 046 COUNTY CLERK CASH BOND ACCT CASH FUND TOTALS	11,238.96	420.54	163.24	11,496.26
2015 047 JPS CASH BOND ACCOUNT CASH FUND TOTALS	11,238.96	420.54	163.24	11,496.26
2015 048 COUNTY CLERK CASH FUND TOTALS	198,725.15	18,774.26	.00	217,499.41
2015 051 JUSTICE OF PEACE #1 CASH FUND TOTALS	198,725.15	18,774.26	.00	217,499.41
2015 052 JUSTICE OF PEACE #2 CASH FUND TOTALS	19,188.63	1,046.37	.00	20,235.00
2015 049 JUSTICE COURT TECHNOLOGY FUND CASH FUND TOTALS	19,188.63	1,046.37	.00	20,235.00
2015 046 COUNTY CLERK CASH BOND ACCT CASH FUND TOTALS	53,404.62	760.43	1,099.30	53,065.75
2015 047 JPS CASH BOND ACCOUNT CASH FUND TOTALS	53,404.62	760.43	1,099.30	53,065.75
2015 048 COUNTY CLERK CASH FUND TOTALS	60,410.42	7,500.00	.00	67,910.42
2015 049 JUSTICE COURT TECHNOLOGY FUND CASH FUND TOTALS	60,410.42	7,500.00	.00	67,910.42
2015 046 COUNTY CLERK CASH BOND ACCT CASH FUND TOTALS	59,435.02	2,000.00	.00	61,435.02
2015 047 JPS CASH BOND ACCOUNT CASH FUND TOTALS	59,435.02	2,000.00	.00	61,435.02
2015 048 COUNTY CLERK CASH FUND TOTALS	7,434.71	1,000.00	.00	8,434.71
2015 049 JUSTICE COURT TECHNOLOGY FUND CASH FUND TOTALS	7,434.71	1,000.00	.00	8,434.71
2015 051 JUSTICE OF PEACE #1 CASH FUND TOTALS	29,760.77	29,544.50	30,643.87	28,661.40
2015 052 JUSTICE OF PEACE #2 CASH FUND TOTALS	29,760.77	29,544.50	30,643.87	28,661.40
2015 051 JUSTICE OF PEACE #1 CASH FUND TOTALS	2,531.13	2,954.82	2,303.13	3,182.82
2015 052 JUSTICE OF PEACE #2 CASH FUND TOTALS	2,531.13	2,954.82	2,303.13	3,182.82
2015 052 JUSTICE OF PEACE #2 CASH FUND TOTALS	5,380.46	2,077.60	5,192.70	2,265.36

ACCOUNT NAME	BEGINNING CASH BALANCE	CASH RECEIPTS	CASH DISBURSEMENTS	ENDING CASH BALANCE
2015 010 GENERAL FUND	4,884,436.60	147,350.64	304,173.38-	4,727,613.86
CASH/AIM	.00	.00	.00	.00
AUDIT CASH ON HAND	.00	.00	.00	.00
TDOA/CD/ASB	.00	.00	.00	.00
FUND TOTALS	4,884,436.60	147,350.64	304,173.38-	4,727,613.86
2015 011 AD VALOREM TAX ACCOUNT	88,507.69	36.37	.00	88,544.06
CASH/AIM	4,243,580.11	22,483.50	.00	4,266,063.61
CASH/TO AD VAL EXCESS	.00	.00	.00	.00
CASH/BE SAVINGS	3,033,836.46	1,932.51	.00	3,035,768.97
TDOA - CD/AIM BANK	.00	.00	.00	.00
TDOA - CD/ PLAT	.00	.00	.00	.00
FUND TOTALS	7,365,924.26	24,452.38	.00	7,390,376.64
2015 012 OFFICERS SALARY FUND	1,607,399.14	91,446.63	546,592.10-	1,152,253.67
CASH/AIM	.00	.00	.00	.00
AUDIT CASH ON HAND	1,607,399.14	91,446.63	546,592.10-	1,152,253.67
FUND TOTALS	1,607,399.14	91,446.63	546,592.10-	1,152,253.67
2015 013 AUTO REGISTRATION FUND	105,576.09	43.72	.00	105,619.81
CASH/AIM	105,576.09	43.72	.00	105,619.81
FUND TOTALS	105,576.09	43.72	.00	105,619.81
2015 014 INDIGENT HEALTH CARE FUND	26,948.65	9.63	10,114.97-	16,843.31
CASH/AIM	26,948.65	9.63	10,114.97-	16,843.31
FUND TOTALS	26,948.65	9.63	10,114.97-	16,843.31
2015 016 HOCKLEY COUNTY: LEOSE FUND	22,419.33	9.28	.00	22,428.61
CASH/AIM	22,419.33	9.28	.00	22,428.61
FUND TOTALS	22,419.33	9.28	.00	22,428.61
2015 017 JURY FUND	365,909.34	493.16	48,212.65-	318,189.85
CASH/AIM	365,909.34	493.16	48,212.65-	318,189.85
AUDIT CASH ON HAND	.00	.00	.00	.00
FUND TOTALS	365,909.34	493.16	48,212.65-	318,189.85
2015 021 ROAD & BRIDGE #1	458,561.91	184.09	66,287.42-	392,458.58
CASH/AIM	20,729.95	.00	.00	20,729.95
CASH/LAT1 AIM	479,291.86	184.09	66,287.42-	413,188.53
FUND TOTALS	479,291.86	184.09	66,287.42-	413,188.53
2015 022 ROAD & BRIDGE #2	472,051.05	107,228.71	163,589.93-	415,689.83
CASH/AIM	82,197.71	.00	.00	82,197.71
CASH/LATRD2/AIM	554,248.76	107,228.71	163,589.93-	497,887.54
FUND TOTALS	554,248.76	107,228.71	163,589.93-	497,887.54
2015 023 ROAD & BRIDGE #3	512,743.04	78,653.82	153,193.13-	438,203.73
CASH/ASB	35,284.65	.00	.00	35,284.65
CASH/LATRD3	548,027.69	78,653.82	153,193.13-	473,488.38
FUND TOTALS	548,027.69	78,653.82	153,193.13-	473,488.38
2015 024 ROAD & BRIDGE #4	388,103.27	196.50	81,972.92-	306,326.85
CASH/ASB	19,831.25	.00	.00	19,831.25
CASH/LATRD4	407,934.52	196.50	81,972.92-	326,158.10
FUND TOTALS	407,934.52	196.50	81,972.92-	326,158.10
2015 025 ROAD & BRIDGE #5	44,152.11	4,979.40	8,945.21-	40,186.30
CASH/AIM	44,152.11	4,979.40	8,945.21-	40,186.30

Investment Portfolio Pledged Securities
 AIM BANK
 LITTLEFIELD, TX

InTrader (pledged)
 Last : 08/31/2015
 As-of: 09/30/2015
 2AIM 1018373

Sec ID	Ticket	Security Description: Line 1	Security Description: Line 2	Safe Keeping Agent	Rate	Agent	Maturity	Grp	Original Face	S & P	Pledged	Book Value	
Loc									Face	Moody		Market Value	
PLEGGED TO: hockc *ROCKLEY COUNTY													
3130A3M92	-TIB	219002405	PHLB CALL AFTER 03/19/15						5,000,000.00	AA+	09/25/2015	5,000,000.00	
3128LLV86	TIB	213001965	FHLMC #2B0639 ARM	1.95	12/19/2019	200			5,000,000.00	Aaa	01/05/2015	5,001,010.00	
3128MMSZ7	TIB	16400305	FHLMC GOLD G18535	2.305	06/01/2042	305			2,000,000.00		09/25/2015	920,413.82	
3138A45N1	TIB	164027666	FNMA #AH3552	3.5	12/01/2029	305			879,029.04		01/30/2013	913,937.28	
3138E4YC9	TIB	164027666	FNMA #AK0706	3.5	02/01/2026	305			4,800,000.00		09/25/2015	4,552,998.62	
3138E4YC9	TIB	164028308	FNMA #AK0706	3.5	02/01/2027	305			4,295,336.54		03/25/2015	4,538,172.32	
3138EGSH8	TIB	164028413	FNMA #AL0519	3.5	02/01/2027	305			2,100,000.00		09/25/2015	850,947.60	
3138EJNE4	TIB	164024507	FNMA #AL2188 ARM	4	03/01/2026	305			801,495.01		01/30/2013	848,821.44	
3138ELLJ5	TIB	164027988	FNMA #AL3938	3.5	06/01/2042	305			2,222,500.00		09/25/2015	1,017,219.13	
31418AF78	TIB	164038728	FNMA #MA1089	3.5	07/01/2028	305			955,600.37		04/03/2013	1,009,513.42	
31418AH76	TIB	164027935	FNMA #MA1153	3.5	02/01/2027	305			3,250,000.00		09/25/2015	1,487,108.24	
31418AJ33	TIB	164029358	FNMA #MA1181	4	06/01/2032	305			1,997,390.87		01/30/2013	1,476,228.85	
31418AK80	TIB	164029593	FNMA #MA1218	3	08/01/2022	305			2,500,000.00		09/25/2015	1,176,952.37	
31418ATJ7	TIB	219000475	FNMA #MA1452	3	10/01/2022	305			2,850,000.00		05/22/2012	1,176,602.92	
31418BC61	TIB	164038302	FNMA #MA1892	3	05/01/2023	305			1,243,005.45		09/25/2015	1,306,836.16	
31419AY35	TIB	164038302	FNMA POOL AE0729	3	05/01/2024	305			6,000,000.00		01/30/2013	1,300,080.58	
31419AZ35	TIB	164024025	FNMA POOL AE0729	4	01/01/2028	305			2,883,721.17		09/25/2015	4,283,721.17	
TOTAL FOR PLEDGE ID hockc													
										Orig Face: 55,193,260.00	Current Face: 33,501,080.44	Market: 35,047,204.59	Book: 35,110,304.32
Pledged: 16													

09/30/2015
 Page 7 of 25

The information contained herein; while believed to be reliable, is not guaranteed.
 For assistance please contact TIB Investment Portfolio (866) 308-4842.



Partner.

Trusted.

TREASURER'S SEPT 2015 FINANCIAL REPORT

**HOCKLEY COUNTY Mallet Event Center and Arena
\$14,515,000 - Bond Issue - 10 Year Repayment
Fund 065, Series 2009 3.04%**

FYE	Previous Balance Outstanding	Principal Payment Due	Interest Payment Due	Current Balance Outstanding
2010 PD	\$17,636,079.00	\$1,185,000.00	\$312,878.88	\$15,871,600.00
2011 PD	\$15,871,600.00	\$1,255,000.00	\$508,100.00	\$14,108,500.00
2012 PD	\$14,108,500.00	\$1,305,000.00	\$456,900.00	\$12,346,600.00
2013 PD	\$12,346,600.00	\$1,360,000.00	\$403,600.00	\$10,583,000.00
2014 PD	\$10,583,000.00	\$1,415,000.00	\$348,100.00	\$8,819,900.00
2015 PD	\$8,819,900.00	\$1,475,000.00	\$290,300.00	\$7,054,600.00
2016	\$7,054,600.00	\$1,535,000.00	\$230,100.00	\$5,289,500.00
2017	\$5,289,500.00	\$1,595,000.00	\$167,500.00	\$3,527,000.00
2018	\$3,527,000.00	\$1,660,000.00	\$102,400.00	\$1,764,600.00
2019	\$1,764,600.00	\$1,730,000.00	\$34,600.00	\$0.00

*Principal Payments Due Annually
**Interest Payments are Due Semi-annually

Treasurer's Financial Report
 Prepared by Denise Bohannon, Hockley County Treasurer

Certificates of Deposit										
	Purchase Date	Account	Bk	Beginning Amount	Maturity Date	Interest Rate	Interest Paid	Month's Interest Earned	Current Bal	
*NOV	11/28/2011	060-I&S Hosp. Bd.	Aim	\$36,481.21	11/28/2015	0.55%	Monthly	\$17.55	\$37,595.37	
*AUG	2/19/2014	011-AdValorem Excess	Aim	3,000,000.00	8/19/2015	0.75%	Monthly	\$1,748.44	\$3,035,584.90	