

TREASURER'S 5 DEC 2014 FINANCIAL REPORT

THE STATE OF TEXAS
COUNTY OF HOCKLEY
AFFIDAVIT

The Treasurer's Monthly Report includes, but is not limited to, money received and disbursed; debts due to (if known) and owed By the county; and all other proceedings in the treasurer's office that pertain to the Financial Standing of Hockley County. {LGC 114.026(a)(b)}

The Treasurer's Books and the Auditor's General Ledger agree. The Bank Statements have been reconciled; any adjustments Have been noted.

The affidavit must state the amount of the cash and other assets that are in the custody of the county treasurer at the time of The examination. {LGC 114.026 (d)} **\$18,912,621.43 Month Ending Balance**


Any interest earned that is posted by financial institutions to our accounts on the last business day of the month is included In the combined statement of receipts and disbursements. **\$14,881.31 Month's Interest Earned**

The Treasurer's Monthly Report has been submitted and the Bank Reconciliation is pending review by Auditor. {LGC 114.026(b)}

All investments are in compliance with both the Public Funds Investment Act and the Hockley County Investment Policy. The investment strategy is passive, which maintains a liquid cash flow and safety of the investment as priority. {LGC 2256.023}

Therefore, Denise Bohannon, County Treasurer of Hockley County, Texas, who being fully sworn, upon oath says that the within And foregoing report is true and correct to the best of her knowledge.


Filed with accompanying vouchers this the 23 day of Feb, 2015




Denise Bohannon, Treasurer, Hockley County

Commissioners' Court having reviewed the Treasurer's Report as presented, having taken reasonable steps to ensure its accuracy and based upon presentations of the Treasurer's Office approve the report, subject to the independent auditor's Review and request that it be filed with the official minutes of this meeting. {LGC 114.026(c)}


In addition, the below signatures affirm that the Treasurer's Report complies with statutes as referenced. {LGC 114.026(d)}



Linda Barnette, Auditor, Hockley County / Date



Larry Sprows, County Judge




Curtis Thrash, Comm. Pct. #1

absent

Larry Carter, Comm. Pct. #2




Whitey Barnett, Comm. Pct. #3



Tommy Clevenger, Comm. Pct. #4

Sworn to & Subscribed to Before Me, by the County Treasurer, the Auditor & Commissioners Court on this 23rd day of Feb, 2015.



Irene Gumula, County Clerk

Treasurer's Financial Report
Prepared by Denise Bohannon, Hockley County Treasurer

SECTION 1 – Cash Flow

Pages 1-5 Combined Statement of Cash Receipts and Disbursements
Includes Interest and Bank Service Charge

Pages 6 Bank Collateral
Pledged Securities the Banks have pledged on behalf of Hockley County

Page 7 Bond Indebtedness – Mallet Event Center

Page 8 Certificates of Deposit

SECTION 2 – Investments Long Term

Per the Public Funds Investment Act and the Hockley County Investment Policies, the Investments Report is required on a Quarterly Basis. However, in an effort to keep the Commissioners' Court informed *available* information is provided on a Monthly basis.

All investments are in compliance with both the Public Funds Investment Act and the Hockley County Investment Policy. The investment strategy is passive, which maintains a liquid cash flow and safety of the investment as priorities. {GC 2256.023}

Investments – Funds are not immediately available – must wait until maturity

ACCOUNT NAME	BEGINNING CASH BALANCE	CASH RECEIPTS	CASH DISBURSEMENTS	ENDING CASH BALANCE
GRAND TOTALS	<u>19,576,956.16</u>	<u>27,760,219.43</u>	<u>28,424,554.16-</u>	<u>18,912,621.43</u>

ACCOUNT NAME	BEGINNING CASH BALANCE	CASH RECEIPTS	CASH DISBURSEMENTS	ENDING CASH BALANCE
2014 083 CA THEFT OF SERVICE				
CASH	4,610.14	3,768.86	3,859.28	4,519.72
FUND TOTALS	4,610.14	3,768.86	3,859.28	4,519.72
2014 084 SHERIFF WORK RELEASE PROGRAM				
CASH	1,850.51	6.36	.00	1,856.87
FUND TOTALS	1,850.51	6.36	.00	1,856.87
2014 085 HOCKLEY CO GRANTS FUND				
CASH	2,189.21	8,939.44	596.20	10,532.45
FUND TOTALS	2,189.21	8,939.44	596.20	10,532.45
2014 087 HC JUVENILE PROBATION FEES				
CASH/ATM	11,659.35	40.27	.00	11,699.62
FUND TOTALS	11,659.35	40.27	.00	11,699.62
2014 088 PAYROLL CLEARING ACCOUNT				
CASH/ASB	1,192.33	1,268,086.49	1,268,000.79	1,278.03
FUND TOTALS	1,192.33	1,268,086.49	1,268,000.79	1,278.03
2014 089 SEIZURE PROCEEDS FUND				
CASH/ASB	32,521.76	4,120.32	.00	36,642.08
FUND TOTALS	32,521.76	4,120.32	.00	36,642.08
2015 090 JUVENILE PROBATION FUND				
CASH/ATM	23,780.05	91,855.82	82,197.47	33,438.40
ACCOUNTS RECEIVABLE	97.75	.00	.00	97.75
FUND TOTALS	23,877.80	91,855.82	82,197.47	33,536.15
2014 091 JUVENILE PROBATION RESTITUTION				
CASH	11,012.12	37.71	91.00	10,958.83
FUND TOTALS	11,012.12	37.71	91.00	10,958.83
2015 092 HOCKLEY COUNTY COMMUNITY SUPER				
CASH/ASB	62,816.69	163,558.19	140,304.87	86,070.01
FUND TOTALS	62,816.69	163,558.19	140,304.87	86,070.01
2014 093 HOCKLEY COUNTY MEDICAL FUND				
CASH/ASB	9,438.66	606.41	1,080.00	8,965.07
FUND TOTALS	9,438.66	606.41	1,080.00	8,965.07
2014 094 COUNTY ATTORNEY RESTITUTION				
CASH/ASB	11,059.62	2,611.45	724.72	12,946.35
FUND TOTALS	11,059.62	2,611.45	724.72	12,946.35
2014 095 D A RESTITUTION FUND				
CASH/ASB	3,874.17	156.59	.00	4,030.76
FUND TOTALS	3,874.17	156.59	.00	4,030.76
2014 096 CA/DA PRE-TRIAL DIVERSION FUND				
CASH	56,955.95	8,030.79	.00	64,986.74
FUND TOTALS	56,955.95	8,030.79	.00	64,986.74
2014 098 CLEARING FUND				
CASH	.07	5,487,758.30	5,487,758.30	.07
FUND TOTALS	.07	5,487,758.30	5,487,758.30	.07

ACCOUNT NAME	BEGINNING CASH BALANCE	CASH RECEIPTS	CASH DISBURSEMENTS	ENDING CASH BALANCE
FUND TOTALS	22,515.76	2,886.10	24,776.10	625.76
2014 054 JUSTICE OF PEACE #4				
CASH	257.35	3,641.04	3,669.40	228.99
FUND TOTALS	257.35	3,641.04	3,669.40	228.99
2014 055 JUSTICE OF PEACE #5				
CASH	26,526.61	86,537.05	97,891.58	15,172.08
FUND TOTALS	26,526.61	86,537.05	97,891.58	15,172.08
2014 056 SHERIFF FEE ACCOUNT				
CASH	1.50	.00	.00	1.50
FUND TOTALS	1.50	.00	.00	1.50
2014 057 SO TRAINING DONATIONS FUND				
CASH/ASB	1,992.42	6.85	.00	1,999.27
FUND TOTALS	1,992.42	6.85	.00	1,999.27
2014 060 I&S FUND: '88 HOSPITAL BOND				
CASH/ASB	37,371.75	68.75	.00	37,440.50
TODA - CD BALANCE	.00	.00	.00	.00
FUND TOTALS	37,371.75	68.75	.00	37,440.50
2014 065 MPEC INTEREST & SINKING FUND				
CASH	.00	3,500.00	3,500.00	.00
BUSINESS ELITE SAVINGS ACCT	271,138.86	456,195.69	3,500.00	723,834.55
TDOA - INVESTMENT BALANCE	.00	.00	.00	.00
FUND TOTALS	271,138.86	459,695.69	7,000.00	723,834.55
2014 070 PERMANENT IMPROVEMENT FUND				
CASH/ASB	525,458.38	1,052,378.79	248,289.86	1,329,547.31
FUND TOTALS	525,458.38	1,052,378.79	248,289.86	1,329,547.31
2014 071 HOCKLEY CO ROAD BOND FUND				
CASH/ATM	21,049.99	72.69	.00	21,122.68
TDOA/ASB	.00	.00	.00	.00
FUND TOTALS	21,049.99	72.69	.00	21,122.68
2014 072 MALLETT OPERATING FUND				
CASH/ATM	547,795.43	138,484.78	414,284.35	271,995.86
FUND TOTALS	547,795.43	138,484.78	414,284.35	271,995.86
2014 079 DA FEDERAL FORFEITED FUNDS				
CASH	48,970.26	2,011.75	311.58	50,670.43
FUND TOTALS	48,970.26	2,011.75	311.58	50,670.43
2014 080 FM & LR FUND				
CASH/ATM	4,457.66	15.38	.00	4,473.04
FUND TOTALS	4,457.66	15.38	.00	4,473.04
2014 081 DA TRUST ACCOUNT				
CASH/ATM	11,440.86	8,447.08	8,577.08	11,310.86
FUND TOTALS	11,440.86	8,447.08	8,577.08	11,310.86
2014 082 DA FORFEITURE FUND				
CASH	12,894.21	686.60	612.44	12,968.37
FUND TOTALS	12,894.21	686.60	612.44	12,968.37

ACCOUNT NAME	BEGINNING CASH BALANCE	CASH RECEIPTS	CASH DISBURSEMENTS	ENDING CASH BALANCE
AUDIT CASH ON HAND	79,934.48	24,019.18	65,546.61	38,407.05
FUND TOTALS				
2014 030 LAW LIBRARY FUND	28,034.40	1,701.82	2,830.83	26,905.39
CASH/AIM	28,034.40	1,701.82	2,830.83	26,905.39
FUND TOTALS				
2014 035 LIBRARY FUND	3,442.90	111,326.02	72,755.61	42,013.31
CASH/AIM	3,442.90	111,326.02	72,755.61	42,013.31
FUND TOTALS				
2014 039 DISTRICT CLERK PRESERVATION	31,368.01	631.02	.00	31,999.03
CASH/AIM	31,368.01	631.02	.00	31,999.03
FUND TOTALS				
2014 040 COUNTY CLERK PRESERVATION FUND	118,742.00	14,673.05	.00	133,415.05
CASH/AIM	118,742.00	14,673.05	.00	133,415.05
TDOA - CD BALANCE - ASB	.00	.00	.00	.00
FUND TOTALS	118,742.00	14,673.05	.00	133,415.05
2014 041 RECORDS MANAGEMENT OFFICER	12,649.79	2,270.25	1,191.81	13,728.23
CASH/AIM	12,649.79	2,270.25	1,191.81	13,728.23
FUND TOTALS				
2014 042 R&B EXTRA FEE ACCOUNT	132,927.41	75,696.12	.00	208,623.53
CASH/ASB	132,927.41	75,696.12	.00	208,623.53
FUND TOTALS				
2014 043 COURTHOUSE SECURITY FUND	8,750.73	4,538.93	2,277.90	11,011.76
CASH/AIM	8,750.73	4,538.93	2,277.90	11,011.76
FUND TOTALS				
2014 044 JUSTICE COURT TECHNOLOGY FUND	53,848.71	3,781.21	4,049.00	53,580.92
CASH	53,848.71	3,781.21	4,049.00	53,580.92
FUND TOTALS				
2014 045 SHERIFF CASH BOND ACCOUNT	53,409.42	6,850.00	3,850.00	56,409.42
CASH	53,409.42	6,850.00	3,850.00	56,409.42
FUND TOTALS				
2014 046 COUNTY CLERK CASH BOND ACCT	60,029.02	306.00	500.00	59,835.02
CASH	60,029.02	306.00	500.00	59,835.02
FUND TOTALS				
2014 047 JP5 CASH BOND ACCOUNT	2,734.71	200.00	.00	2,934.71
CASH	2,734.71	200.00	.00	2,934.71
FUND TOTALS				
2014 048 COUNTY CLERK	28,137.85	98,412.70	107,561.62	18,988.93
CASH	28,137.85	98,412.70	107,561.62	18,988.93
FUND TOTALS				
2014 051 JUSTICE OF PEACE #1	5,155.22	13,177.00	15,222.42	3,109.80
CASH	5,155.22	13,177.00	15,222.42	3,109.80
FUND TOTALS				
2014 052 JUSTICE OF PEACE #2	22,515.76	2,886.10	24,776.10	625.76
CASH	22,515.76	2,886.10	24,776.10	625.76

ACCOUNT NAME	BEGINNING CASH BALANCE	CASH RECEIPTS	CASH DISBURSEMENTS	ENDING CASH BALANCE
2014 010 GENERAL FUND				
CASH/ATM	3,268,621.69	7,328,753.77	3,336,103.04	7,261,272.42
AUDIT CASH ON HAND	.00	.00	.00	.00
TDOA/CD/ASB	.00	.00	.00	.00
FUND TOTALS	3,268,621.69	7,328,753.77	3,336,103.04	7,261,272.42
2014 011 AD VALOREM TAX ACCOUNT				
CASH/ATM	3,049,584.74	4,138,445.52	7,100,000.00	88,030.26
CASH/TO AD VAL EXCESS	2,073,722.09	3,158,917.20	2,478,385.08	2,754,254.21
CASH/BE SAVINGS	.00	.00	.00	.00
TDOA - CD/ATM BANK	3,011,174.85	7,555.67	.00	3,018,730.52
TDOA - CD/ PLAT	4,118,537.58	11,587.19	4,130,124.77	.00
FUND TOTALS	12,253,019.26	7,316,505.58	13,708,509.85	5,861,014.99
2014 012 OFFICERS SALARY FUND				
CASH/ATM	395,747.01	2,229,865.43	1,638,230.99	987,381.45
AUDIT CASH ON HAND	.00	.00	.00	.00
FUND TOTALS	395,747.01	2,229,865.43	1,638,230.99	987,381.45
2014 013 AUTO REGISTRATION FUND				
CASH/ATM	43,504.22	150.28	.00	43,654.50
FUND TOTALS	43,504.22	150.28	.00	43,654.50
2014 014 INDICENT HEALTH CARE FUND				
CASH/ATM	49,282.61	10,272.71	59,032.41	522.91
FUND TOTALS	49,282.61	10,272.71	59,032.41	522.91
2014 016 HOCKLEY COUNTY: LROSE FUND				
CASH/ATM	17,680.46	61.06	.00	17,741.52
FUND TOTALS	17,680.46	61.06	.00	17,741.52
2014 017 JURY FUND				
CASH/ATM	65,858.04	347,567.15	129,289.51	284,135.68
AUDIT CASH ON HAND	.00	.00	.00	.00
FUND TOTALS	65,858.04	347,567.15	129,289.51	284,135.68
2014 021 ROAD & BRIDGE #1				
CASH/ATM	241,191.33	264,300.20	375,673.03	129,818.50
CASH/LAT1 ATM	12,122.17	8,607.78	.00	20,729.95
FUND TOTALS	253,313.50	272,907.98	375,673.03	150,548.45
2014 022 ROAD & BRIDGE #2				
CASH/ATM	259,811.58	364,492.00	379,676.93	244,626.65
CASH/LATRD2/ATM	73,589.93	8,607.78	.00	82,197.71
FUND TOTALS	333,401.51	373,099.78	379,676.93	326,824.36
2014 023 ROAD & BRIDGE #3				
CASH/ASB	312,023.43	547,573.16	480,606.93	378,989.66
CASH/LATRD3	26,676.87	8,607.78	.00	35,284.65
FUND TOTALS	338,700.30	556,180.94	480,606.93	414,274.31
2014 024 ROAD & BRIDGE #4				
CASH/ASB	162,705.50	164,154.14	251,620.65	75,238.99
CASH/LATRD4	11,223.49	8,607.78	.00	19,831.25
FUND TOTALS	173,928.99	172,761.90	251,620.65	95,070.24
2014 025 ROAD & BRIDGE #5				
CASH/ATM	79,934.48	24,019.18	65,546.61	38,407.05

Investment Portfolio Pledged Securities
 AIM BANK
 LITTLEFIELD, TX

In Trader (pledged)
 Last: 11/30/2014
 As-of: 12/31/2014
 2AIM 1018373

Sec ID	Ticket	Security Description Line 1	Security Description Line 2	Safeguarding Agent	Rate	Maturity	Grp	Original Face S & P	Par/Curr Face Moody	Pledged	Book Value	Market Value
PLEGGED TO: hockc *HOCKLEY COUNTY												
3128LLV86	TIB	213001965	FHLMC #2B0639 ARM	THE INDEPENDENT BANKERSBANK	2.312	06/01/2042	305	2,000,000.00	2,000,000.00	12/26/2014	1,108,982.46	
3138A45N1	TIB	164027666	FNMA #AH3552	THE INDEPENDENT BANKERSBANK	3.5	02/01/2026	305	1,058,869.66	1,058,869.66	01/30/2013	1,098,804.79	
3138E4YC9	TIB	164028308	FNMA #AK0706	THE INDEPENDENT BANKERSBANK	3.5	02/01/2027	305	2,100,000.00	2,100,000.00	12/26/2014	983,373.86	
3138E4YC9	TIB	164028413	FNMA #AK0706	THE INDEPENDENT BANKERSBANK	3.5	02/01/2027	305	923,650.04	923,650.04	01/30/2013	976,390.69	
3138EGSH8	TIB	164024507	FNMA #AL0519	THE INDEPENDENT BANKERSBANK	4	03/01/2026	305	2,222,500.00	2,222,500.00	12/26/2014	1,303,948.91	
3138EJNE4	TIB	164027988	FNMA #AL2188 ARM	THE INDEPENDENT BANKERSBANK	2.363	06/01/2042	305	1,222,744.22	1,222,744.22	04/03/2013	1,292,607.18	
31418AF78	TIB	164027935	FNMA #MA1089	THE INDEPENDENT BANKERSBANK	4	06/01/2032	305	3,250,000.00	3,250,000.00	12/26/2014	1,906,273.54	
31418AH76	TIB	164029358	FNMA #MA1153	THE INDEPENDENT BANKERSBANK	3	08/01/2022	305	1,788,039.92	1,788,039.92	01/30/2013	1,890,201.73	
31418AJ33	TIB	164029593	FNMA #MA1181	THE INDEPENDENT BANKERSBANK	3	09/01/2022	305	2,500,000.00	2,500,000.00	12/26/2014	1,395,174.45	
31418AK80	TIB	164029389	FNMA #MA1218	THE INDEPENDENT BANKERSBANK	3	10/01/2022	305	1,295,456.83	1,295,456.83	05/22/2012	1,393,994.00	
31418ATJ7	TIB	219000475	FNMA #MA1452	THE INDEPENDENT BANKERSBANK	3	05/01/2023	305	2,900,000.00	2,900,000.00	12/26/2014	1,546,189.46	
31419AY35	TIB	164024025	FNMA POOL AE0729	THE INDEPENDENT BANKERSBANK	4	01/01/2026	305	1,470,237.80	1,470,237.80	01/30/2013	1,526,462.34	
TOTAL FOR PLEDGE ID hockc											3,239,476.66	3,239,476.66
								Orig Face: 34,093,250.00	Current Face: 19,592,209.43	Market: 20,608,868.58	Book: 20,804,943.43	

The information contained herein, while believed to be reliable, is not guaranteed.
 For assistance please contact TIB Investment Portfolio (972) 650-6078.

Trusted.



Partner.

TREASURER'S 5 DEC 2014 FINANCIAL REPORT

HOCKLEY COUNTY Mallet Event Center and Arena
 \$14,515,000 - Bond Issue - 10 Year Repayment
 Fund 065, Series 2009 3.04%

FYE	Previous Balance Outstanding	Principal Payment Due	Interest Payment Due	Current Balance Outstanding
2010	\$17,636,079.00	\$1,185,000.00	\$312,878.88	
PD				\$15,871,600.00
2011	\$15,871,600.00	\$1,255,000.00	\$508,100.00	
PD				\$14,108,500.00
2012	\$14,108,500.00	\$1,305,000.00	\$456,900.00	
PD				\$12,346,600.00
2013	\$12,346,600.00	\$1,360,000.00	\$403,600.00	
PD				\$10,583,000.00
2014	\$10,583,000.00	\$1,415,000.00	\$348,100.00	
PD				\$8,819,900.00
2015	\$8,819,900.00	\$1,475,000.00	\$290,300.00	
				\$7,054,600.00
2016	\$7,054,600.00	\$1,535,000.00	\$230,100.00	
				\$5,289,500.00
2017	\$5,289,500.00	\$1,595,000.00	\$167,500.00	
				\$3,527,000.00
2018	\$3,527,000.00	\$1,660,000.00	\$102,400.00	
				\$1,764,600.00
2019	\$1,764,600.00	\$1,730,000.00	\$34,600.00	
				\$0.00

*Principal Payments Due Annually

**Interest Payments are Due Semi-annually

Certificates of Deposit

	Purchase Date	Account	Bank	Beginning Amount	Maturity Date	Interest Rate	Interest Paid	Month's Interest Earned	Current Bal
SEPT	11/26/2012	011-AdValorem	Platinum	\$2,000,000.00	11/26/2014	1.15%	Monthly	\$1,976.12	\$2,042,223.97
OCT								\$1,914.19	\$2,044,138.16
NOV					MATURED			\$1,979.89	\$2,046,118.05
SEPT	11/26/2012	011-AdValorme	Platinum	\$2,000,000.00	11/26/2014	1.10%	Monthly	\$1,924.63	\$2,080,213.73
OCT								\$1,864.23	\$2,082,077.96
NOV					MATURED			\$1,928.13	\$2,084,006.09
SEPT	11/28/2011	060-I&S Hosp. Bd.	Aim	\$36,481.21		0.55%	Monthly	\$17.46	\$37,389.21
OCT								\$16.90	\$37,406.11
NOV								\$17.47	\$37,423.58
DEC								\$16.92	\$37,440.50
SEPT	2/19/2014	011-AdValorem Excess	Aim	3,000,000.00	11/19/2014	0.75%	Monthly	\$1,918.08	\$3,013,092.93
OCT								\$1,857.39	\$3,014,950.32
NOV					RENEWED			\$1,920.48	\$3,016,870.80
DEC					8/19/2015			\$1,859.72	\$3,018,730.52