

TREASURER'S JULY 2013 FINANCIAL REPORT

THE STATE OF TEXAS  
COUNTY OF HOCKLEY  
AFFIDAVIT

The Treasurer's Monthly Report includes, but is not limited to, money received and disbursed; debts due to (if known) and owed by the county; and all other proceedings in the treasurer's office that pertain to the Financial Standing of Hockley County. {LGC 114.026(a)(b)}

The Treasurer's Books and the Auditor's General Ledger agree. The Bank Statements have been reconciled; any adjustments have been noted.

The affidavit must state the amount of the cash and other assets that are in the custody of the county treasurer at the time of the examination. {LGC 114.026 (d)} **\$17,761,188.77 Months Ending Balance**

Any interest earned that is posted by financial institutions to our accounts on the last business day of the month is included in the combined statement of receipts and disbursements with the exception of our Business Savings Accounts. Interest for our Savings Accounts will post the month after each quarter.

The Treasurer's Monthly Report has been submitted and the Bank Reconciliation is pending review by Auditor. {LGC 114.026(b)}

All investments are in compliance with both the Public Funds Investment Act and the Hockley County Investment Policy. The investment strategy is passive, which maintains a liquid cash flow and safety of the investment as priority. {LGC 2256.023}


Therefore, Denise Bohannon, County Treasurer of Hockley County, Texas, who being fully sworn, upon oath says that the within and foregoing report is true and correct to the best of her knowledge.


Filed with accompanying vouchers this the 9<sup>TH</sup> day of Sept 2013.


  
\_\_\_\_\_  
Denise Bohannon, Treasurer, Hockley County


Commissioners' Court having reviewed the Treasurer's Report as presented, having taken reasonable steps to ensure its accuracy and based upon presentations of the Treasurer's Office approve the report, subject to the independent auditor's review and request that it be filed with the official minutes of this meeting. {LGC 114.026(c)}


In addition, the below signatures affirm that the Treasurer's Report complies with statutes as referenced. {LGC 114.026(d)}

  
\_\_\_\_\_  
Linda Barnette, Auditor, Hockley County / Date

  
\_\_\_\_\_  
Larry Sprowls, County Judge

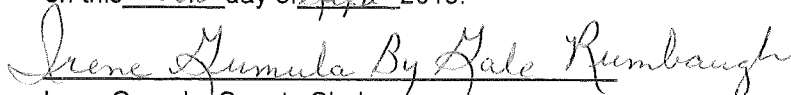
  
\_\_\_\_\_  
Curtis Thrash, Comm. Pct. #1

  
\_\_\_\_\_  
Larry Carter, Comm. Pct. #2

  
\_\_\_\_\_  
Whitey Barnett, Comm. Pct. #3

  
\_\_\_\_\_  
Tommy Clevenger, Comm. Pct. #4

Sworn to & Subscribed to Before Me, by the County Treasurer, the Auditor & Commissioners Court on this 9<sup>th</sup> day of Sept 2013.

  
\_\_\_\_\_  
Irene Gumula, County Clerk

**Treasurer's Monthly Report**  
*Prepared by Denise Bohannon, Hockley County Treasurer*

**SECTION 1 – Cash Flow**

**Page 1-5** Combined Statement of Cash Receipts and Disbursements

**Pages 6-7** Bank Collateral  
Pledged Securities the Banks have pledged on behalf of Hockley County

**Page 8** Bond Indebtedness

**Page 9** Certificates of Deposit

**SECTION 2 – Investments Long Term**

Per the Public Funds Investment Act and the Hockley County Investment Policies, the Investments Report is required on a Quarterly Basis. However, in an effort to keep the Commissioners' Court informed *available* Information is provided on a Monthly basis.

All investments are in compliance with both the Public Funds Investment Act and the Hockley County Investment Policy. The investment strategy is passive, which maintains a liquid cash flow and safety of The investment as priorities. {GC 2256.023}

---

Investments – Funds are not immediately available – must wait until maturity

ACCOUNT NAME	BEGINNING CASH BALANCE	CASH RECEIPTS	CASH DISBURSEMENTS	ENDING CASH BALANCE
2013 096 CA/DA PRE-TRIAL DIVERSION FUND				
CASH	42,114.21	2,221.29	6,533.15	37,802.35
FUND TOTALS	42,114.21	2,221.29	6,533.15	37,802.35
2013 098 CLEARING FUND				
CASH	.00	1,148,259.04	1,148,259.04	.00
FUND TOTALS	.00	1,148,259.04	1,148,259.04	.00
GRAND TOTALS	18,715,992.58	2,985,327.84	3,940,131.65	17,761,188.77

Months interest / 13,596.71

ACCOUNT NAME	BEGINNING CASH BALANCE	CASH RECEIPTS	CASH DISBURSEMENTS	ENDING CASH BALANCE
2013 082 DA FORFEITURE FUND	22,078.36	1,307.00	12,154.50-	11,230.86
CASH	14,638.47	1,074.34	130.00-	15,582.81
FUND TOTALS	14,638.47	1,074.34	130.00-	15,582.81
2013 083 CA THEFT OF SERVICE	4,309.52	1,180.82	1,219.95-	4,270.39
CASH	4,309.52	1,180.82	1,219.95-	4,270.39
FUND TOTALS	4,309.52	1,180.82	1,219.95-	4,270.39
2013 084 SHERIFF WORK RELEASE PROGRAM	1,829.21	1.64	.00	1,830.85
CASH	1,829.21	1.64	.00	1,830.85
FUND TOTALS	1,829.21	1.64	.00	1,830.85
2013 085 HOCKLEY CO GRANTS FUND	8,281.38	7.46	.00	8,288.84
CASH	8,281.38	7.46	.00	8,288.84
FUND TOTALS	8,281.38	7.46	.00	8,288.84
2013 086 JAG GRANT FUND	.00	.00	.00	.00
CASH	.00	.00	.00	.00
FUND TOTALS	.00	.00	.00	.00
2013 087 HC JUVENILE PROBATION FEES	40,313.14	276.53	.00	40,589.67
CASH/AIM	40,313.14	276.53	.00	40,589.67
FUND TOTALS	40,313.14	276.53	.00	40,589.67
2013 088 PAYROLL CLEARING ACCOUNT	1,158.58	268,835.75	268,815.02-	1,179.31
CASH/ASB	1,158.58	268,835.75	268,815.02-	1,179.31
FUND TOTALS	1,158.58	268,835.75	268,815.02-	1,179.31
2013 089 SEIZURE PROCEEDS FUND	27,352.37	2,581.10	.00	29,933.47
CASH/ASB	27,352.37	2,581.10	.00	29,933.47
FUND TOTALS	27,352.37	2,581.10	.00	29,933.47
2013 090 JUVENILE PROBATION FUND	30,237.57	17,131.28	32,751.46-	14,617.39
CASH/AIM	30,237.57	17,131.28	32,751.46-	14,617.39
FUND TOTALS	30,237.57	17,131.28	32,751.46-	14,617.39
2013 091 JUVENILE PROBATION RESTITUTION	10,794.81	9.73	.00	10,804.54
CASH	10,794.81	9.73	.00	10,804.54
FUND TOTALS	10,794.81	9.73	.00	10,804.54
2013 092 HOCKLEY COUNTY COMMUNITY SUPER	93,487.75	4,097.25	36,361.69-	61,223.31
CASH/ASB	93,487.75	4,097.25	36,361.69-	61,223.31
FUND TOTALS	93,487.75	4,097.25	36,361.69-	61,223.31
2013 093 HOCKLEY COUNTY MEDICAL FUND	9,937.73	8.96	.00	9,946.69
CASH/ASB	9,937.73	8.96	.00	9,946.69
FUND TOTALS	9,937.73	8.96	.00	9,946.69
2013 094 COUNTY ATTORNEY RESTITUTION	1,220.57-	8,989.65	1,536.77-	6,232.31
CASH/ASB	1,220.57-	8,989.65	1,536.77-	6,232.31
FUND TOTALS	1,220.57-	8,989.65	1,536.77-	6,232.31
2013 095 D A RESTITUTION FUND	3,014.88	2.71	.00	3,017.59
CASH/ASB	3,014.88	2.71	.00	3,017.59
FUND TOTALS	3,014.88	2.71	.00	3,017.59

ACCOUNT NAME FUND TOTALS	BEGINNING CASH BALANCE	CASH RECEIPTS	CASH DISBURSEMENTS	ENDING CASH BALANCE
2013 054 JUSTICE OF PEACE #4				
CASH	1,673.95	833.10	1,668.00	839.05
FUND TOTALS	1,673.95	833.10	1,668.00	839.05
2013 055 JUSTICE OF PEACE #5				
CASH	28,267.18	32,040.26	30,679.41	29,628.03
FUND TOTALS	28,267.18	32,040.26	30,679.41	29,628.03
2013 056 SHERIFF FEE ACCOUNT				
CASH	755.63	721.50	720.70	756.43
FUND TOTALS	755.63	721.50	720.70	756.43
2013 057 SO TRAINING DONATIONS FUND				
CASH/ASE	1,969.48	1.77	.00	1,971.25
FUND TOTALS	1,969.48	1.77	.00	1,971.25
2013 060 I&S FUND: '88 HOSPITAL BOND				
CASH/ASE	37,062.77	30.47	.00	37,093.24
TODA - CD BALANCE	.00	.00	.00	.00
FUND TOTALS	37,062.77	30.47	.00	37,093.24
2013 065 MPEC INTEREST & SINKING FUND				
CASH	.00	188,200.00	188,200.00	.00
BUSINESS ELITE SAVINGS ACCT	424,750.66	7,268.47	188,200.00	243,819.13
TDOA - INVESTMENT BALANCE	.00	.00	.00	.00
FUND TOTALS	424,750.66	195,468.47	376,400.00	243,819.13
2013 066 MALLET CONSTRUCTION FUND				
CASH	.00	.00	.00	.00
BUSINESS ELITE SAVINGS ACCT	.00	.00	.00	.00
TDOA - CD	.00	.00	.00	.00
FUND TOTALS	.00	.00	.00	.00
2013 070 PERMANENT IMPROVEMENT FUND				
CASH/ASE	334,158.07	300.58	4,094.90	330,363.75
FUND TOTALS	334,158.07	300.58	4,094.90	330,363.75
2013 071 HOCKLEY CO ROAD BOND FUND				
CASH/AIM	20,806.44	18.76	.00	20,825.20
TDOA/ASE	.00	.00	.00	.00
FUND TOTALS	20,806.44	18.76	.00	20,825.20
2013 072 MALLET OPERATING FUND				
CASH/AIM	207,140.18	35,250.76	58,635.11	183,755.83
FUND TOTALS	207,140.18	35,250.76	58,635.11	183,755.83
2013 079 DA FEDERAL FORFEITED FUNDS				
CASH	4,227.80	3.82	.00	4,231.62
FUND TOTALS	4,227.80	3.82	.00	4,231.62
2013 080 FM & LR FUND				
CASH/AIM	4,406.17	3.97	.00	4,410.14
FUND TOTALS	4,406.17	3.97	.00	4,410.14
2013 081 DA TRUST ACCOUNT				
CASH/AIM	22,078.36	1,307.00	12,154.50	11,230.86

ACCOUNT NAME	BEGINNING CASH BALANCE	CASH RECEIPTS	CASH DISBURSEMENTS	ENDING CASH BALANCE
2013 035 LIBRARY FUND				
CASH/AIM	35,976.99	25,332.87	14,358.71-	46,951.15
FUND TOTALS	35,976.99	25,332.87	14,358.71-	46,951.15
2013 039 DISTRICT CLERK PRESERVATION				
CASH/AIM	17,721.89	149.51	.00	17,871.40
FUND TOTALS	17,721.89	149.51	.00	17,871.40
2013 040 COUNTY CLERK PRESERVATION FUND				
CASH/AIM	47,357.20	5,217.90	6,987.64-	45,587.46
TDOA - CD BALANCE - ASB	.00	.00	.00	.00
FUND TOTALS	47,357.20	5,217.90	6,987.64-	45,587.46
2013 041 RECORDS MANAGEMENT OFFICER				
CASH/AIM	12,212.05	632.01	456.32-	12,387.74
FUND TOTALS	12,212.05	632.01	456.32-	12,387.74
2013 042 R&B EXTRA FEE ACCOUNT				
CASH/ASB	34,399.38	24,200.15	.00	58,599.53
FUND TOTALS	34,399.38	24,200.15	.00	58,599.53
2013 043 COURTHOUSE SECURITY FUND				
CASH/AIM	12,351.04	1,570.27	1,048.96-	12,872.35
FUND TOTALS	12,351.04	1,570.27	1,048.96-	12,872.35
2013 044 JUSTICE COURT TECHNOLOGY FUND				
CASH	48,644.28	1,313.47	629.63-	49,328.12
FUND TOTALS	48,644.28	1,313.47	629.63-	49,328.12
2013 045 SHERIFF CASH BOND ACCOUNT				
CASH	36,909.42	.00	.00	36,909.42
FUND TOTALS	36,909.42	.00	.00	36,909.42
2013 046 COUNTY CLERK CASH BOND ACCT				
CASH	53,619.02	.00	.00	53,619.02
FUND TOTALS	53,619.02	.00	.00	53,619.02
2013 047 JP5 CASH BOND ACCOUNT				
CASH	1,422.71	.00	.00	1,422.71
FUND TOTALS	1,422.71	.00	.00	1,422.71
2013 048 COUNTY CLERK				
CASH	35,289.70	39,677.25	35,275.70-	39,691.25
FUND TOTALS	35,289.70	39,677.25	35,275.70-	39,691.25
2013 050 JUSTICE BENEFIT FUND				
CASH	34,125.77	30.78	.00	34,156.55
FUND TOTALS	34,125.77	30.78	.00	34,156.55
2013 051 JUSTICE OF PEACE #1				
CASH	4,575.90	6,276.30	4,327.40-	6,524.80
FUND TOTALS	4,575.90	6,276.30	4,327.40-	6,524.80
2013 052 JUSTICE OF PEACE #2				
CASH	742.76	1,433.10	1,150.00-	1,025.86

ACCOUNT NAME	BEGINNING CASH BALANCE	CASH RECEIPTS	CASH DISBURSEMENTS	ENDING CASH BALANCE
2013 010 GENERAL FUND				
CASH/AIM	3,512,267.55	149,896.68	721,133.94-	2,941,030.29
TDOA/CD/ASB	.00	.00	.00	.00
FUND TOTALS	3,512,267.55	149,896.68	721,133.94-	2,941,030.29
2013 011 AD VALOREM TAX ACCOUNT				
CASH/AIM	37,147.97	33.59	.00	37,181.56
CASH/TO AD VAL EXCESS	6,560,815.79	49,115.14	.00	6,609,930.93
CASH/BUSINESS ELITE SAVINGS	.00	.00	.00	.00
TDOA - CD/ PLAT	4,065,305.76	3,726.05	.00	4,069,031.81
FUND TOTALS	10,663,269.52	52,874.78	.00	10,716,144.30
2013 012 OFFICERS SALARY FUND				
CASH/AIM	1,073,106.62	54,357.59	331,787.84-	795,676.37
FUND TOTALS	1,073,106.62	54,357.59	331,787.84-	795,676.37
2013 013 AUTO REGISTRATION FUND				
CASH/AIM	589,132.65	239.14	540,000.00-	49,371.79
FUND TOTALS	589,132.65	239.14	540,000.00-	49,371.79
2013 014 INDIGENT HEALTH CARE FUND				
CASH/AIM	72,428.77	64.19	14,526.44-	57,966.52
FUND TOTALS	72,428.77	64.19	14,526.44-	57,966.52
2013 016 HOCKLEY COUNTY: LEOSE FUND				
CASH/AIM	17,875.69	16.12	.00	17,891.81
FUND TOTALS	17,875.69	16.12	.00	17,891.81
2013 017 JURY FUND				
CASH/AIM	72,354.94	26,450.85	33,173.47-	65,632.32
FUND TOTALS	72,354.94	26,450.85	33,173.47-	65,632.32
2013 021 ROAD & BRIDGE #1				
CASH/AIM	223,884.09	226,289.57	44,493.62-	405,680.04
CASH/LAT1 AIM	3,230.12	.00	.00	3,230.12
FUND TOTALS	227,114.21	226,289.57	44,493.62-	408,910.16
2013 022 ROAD & BRIDGE #2				
CASH/AIM	98,478.51	215,229.05	42,927.30-	270,780.26
CASH/LATRD2/AIM	64,697.88	.00	.00	64,697.88
FUND TOTALS	163,176.39	215,229.05	42,927.30-	335,478.14
2013 023 ROAD & BRIDGE #3				
CASH/ASB	307,410.24	205,325.08	106,918.77-	405,816.55
CASH/LATRD3	17,784.82	.00	.00	17,784.82
FUND TOTALS	325,195.06	205,325.08	106,918.77-	423,601.37
2013 024 ROAD & BRIDGE #4				
CASH/ASB	148,413.40	212,206.05	55,543.44-	305,076.01
CASH/LATRD4	2,331.44	.00	.00	2,331.44
FUND TOTALS	150,744.84	212,206.05	55,543.44-	307,407.45
2013 025 ROAD & BRIDGE #5				
CASH/AIM	72,547.05	15,511.72	5,432.77-	82,626.00
FUND TOTALS	72,547.05	15,511.72	5,432.77-	82,626.00
2013 030 LAW LIBRARY FUND				
CASH/AIM	27,885.44	375.40	.00	28,260.84

From: Stephen Gutleber <Gutleber@platinumbanktxas.com>  
 To: hockeytreasurer <hockeytreasurer@aol.com>  
 CC: Judy Rountree <Jroundree@platinumbanktxas.com>  
 Subject: Pledge Agreement  
 Date: Fri, Aug 2, 2013 4:20 pm

July's update:

**Platinum Bank**  
**Pledge Agreement Summary**  
**As of 07/31/13**

Attn: Denise Bohannon  
 Hockey County  
 802 Houston Street  
 Levelland, TX 79335

Pledge Agreement Collateralized by

MBS	FNM/A	811.984.37	3.500%	1/1/2027	802,330.34
MBS	GMM/A	715.245.54	4.500%	8/15/2026	622,888.43
MBS	GMM/A	35241L2J4	4.500%	12/20/2031	960,909.02
MBS	GMM/A	35241L4J2	4.500%	12/20/2031	960,909.02
MUNI	JEFFERSON TX ISD	475214GV8	3.500%	2/15/2030	376,872.00
MUNI	KERRVILLE TX	492422LQ1	2.750%	2/15/2027	206,673.75
MUNI	MAYPEARL TX ISD	578469KT4	3.000%	2/15/2032	449,555.00
MUNI	ROSEMBERG TX	77628VC9	4.050%	3/1/2025	616,110.60
MUNI	WEATHERFORD TX	947100MH0	4.125%	3/1/2028	313,971.00

Total Securities Pledged **4,349,288.14**

FDIC Coverage **250,000.00**

Excess Coverage **\$ (530,256.33)**

Account Balance

CD # 8565	\$ 2,053,859.70
CD # 8567	\$ 2,015,172.11
<b>Total</b>	<b>\$ 4,069,031.81</b>

Total Securities Pledged **4,349,288.14**

Current Market Value (as of 7/31/13)

**INVESTMENT SECURITIES ARE NOT FDIC INSURED**



Stephen Gutleber

Analyst - Department of Operations

sgutleber@platinumbanktxas.com

www.platinumbanktxas.com

Platinum Bank | 6502 Slide Rd., Suite 110 | Lubbock, TX 79424

Tel 806.698.5110 | Fax 806.771.8697



Investment Portfolio Pledged Securities  
 AIM BANK  
 LITTLEFIELD, TX

InTrader (pledged )  
 Last: 06/30/2013  
 As-of: 07/31/2013  
 2AIM 1018373

Sec ID	Ticket	Security Description Line 1	Safekeeping Agent	Rate	Maturity	Grp	Original Face S & P	Par/Curr Face	Moody	Priced Pledged	Book Value	Market Value
PLEGGED TO: hockc *HOCKLEY COUNTY												
3128LLV86		FHLMC #250639 ARM	THE INDEPENDENT BANKERSBANK	2.308	06/01/2042	305	2,000,000.00			07/26/2013	1,636,275.21	
TIB	213001965						1,561,670.46			01/30/2013	1,590,042.86	
3128Q0GE1		FHLMC GOLD #J19197	THE INDEPENDENT BANKERSBANK	3	05/01/2027	305	3,400,000.00			07/26/2013	2,755,125.78	
TIB	164030159						2,631,603.23			04/11/2013	2,697,474.44	
3138A45N1		FNMA #AH3552	THE INDEPENDENT BANKERSBANK	3.5	02/01/2026	305	2,100,000.00			07/26/2013	1,280,798.73	
TIB	164027666						1,197,658.96			01/30/2013	1,251,531.53	
3138E4YC9		FNMA #AK0706	THE INDEPENDENT BANKERSBANK	3.5	02/01/2027	305	2,222,500.00			07/26/2013	1,722,952.71	
TIB	164028308						1,609,608.44			04/03/2013	1,681,953.80	
3138E4YC9		FNMA #AK0706	THE INDEPENDENT BANKERSBANK	3.5	02/01/2027	305	3,250,000.00			07/26/2013	2,518,783.93	
TIB	164028413						2,353,758.13			01/30/2013	2,459,550.00	
3138EGSH8		FNMA #AL0519	THE INDEPENDENT BANKERSBANK	4	03/01/2026	305	2,500,000.00			07/26/2013	1,862,361.22	
TIB	164024507						1,720,629.05			05/22/2012	1,853,599.19	
3138EJNE4		FNMA #AL2188 ARM	THE INDEPENDENT BANKERSBANK	2.373	06/01/2042	305	2,900,000.00			07/26/2013	2,338,557.84	
TIB	164027988						2,222,715.61			01/30/2013	2,268,260.56	
31416BHJ0		FNMA #994933	THE INDEPENDENT BANKERSBANK	5	09/01/2023	305	3,560,000.00			07/26/2013	1,285,243.90	
TIB	164006062						1,216,015.49			10/18/2010	1,307,007.59	
31418AF78		FNMA #MA1089	THE INDEPENDENT BANKERSBANK	4	06/01/2032	305	2,850,000.00			07/26/2013	2,607,735.65	
TIB	164027935						2,397,265.22			01/30/2013	2,499,538.00	
31418AH76		FNMA #MA1153	THE INDEPENDENT BANKERSBANK	3	08/01/2022	305	4,000,000.00			07/26/2013	3,471,793.08	
TIB	164029358						3,263,964.00			01/30/2013	3,392,404.54	
31418AJ33		FNMA #MA1181	THE INDEPENDENT BANKERSBANK	3	09/01/2022	305	4,950,000.00			07/26/2013	4,488,415.47	
TIB	164029593						4,215,955.10			01/30/2013	4,382,188.23	
31418AK60		FNMA #MA1218	THE INDEPENDENT BANKERSBANK	3	10/01/2022	305	3,950,000.00			07/26/2013	3,632,429.78	
TIB	164029389						3,412,115.70			01/30/2013	3,546,787.51	
31419AY35		FNMA POOL AE0729	THE INDEPENDENT BANKERSBANK	4	01/01/2026	305	2,100,000.00			07/26/2013	1,454,589.19	
TIB	164024025						1,353,168.64			05/22/2012	1,452,356.21	
TOTAL FOR PLEDGE ID hockc											Book: 31,055,062.49	
Pledged: 13											Market: 30,382,694.46	
Orig Face: 39,872,500.00											Current Face: 29,156,128.03	



Partner.

Trusted.

The information contained herein, while believed to be reliable, is not guaranteed.  
 For assistance please contact TIB Investment Portfolio (972) 650-6976.


TREASURER'S JULY 2013 FINANCIAL REPORT

HOCKLEY COUNTY Mallet Event Center and Arena  
 \$14,515,000 - Bond Issue - 10 Year Repayment  
 Fund 065, Series 2009 3.04%

FYE	Previous Balance Outstanding	Principal Payment Due	Interest Payment Due	Current Balance Outstanding
2010	\$17,636,079.00	\$1,185,000.00	\$312,878.88	
PAID			\$266,600.00	\$15,871,600.00
2011	\$15,871,600.00	\$1,255,000.00	\$508,100.00	
PAID			\$0.00	\$14,108,500.00
2012	\$14,108,500.00	\$1,305,000.00	\$456,900.00	
PAID				\$12,346,600.00
2013	\$12,346,600.00	\$1,360,000.00	\$403,600.00	
2014	\$10,583,000.00	\$1,415,000.00	\$348,100.00	
				\$8,819,900.00
2015	\$8,819,900.00	\$1,475,000.00	\$290,300.00	
				\$7,054,600.00
2016	\$7,054,600.00	\$1,535,000.00	\$230,100.00	
				\$5,289,500.00
2017	\$5,289,500.00	\$1,595,000.00	\$167,500.00	
				\$3,527,000.00
2018	\$3,527,000.00	\$1,660,000.00	\$102,400.00	
				\$1,764,600.00
2019	\$1,764,600.00	\$1,730,000.00	\$34,600.00	
				\$0.00

\*Principal Payments Due Annually  
 \*\*Interest Payments are Due Semi-annually

**Treasurer's Monthly Report**  
 Prepared by Denise Bohannon, Hockley County Treasurer



**Certificates of Deposit**

Purchase Date	Account	Bank	Beginning Amount	Maturity Date	Interest Rate	Interest Paid	Month's Interest Earned	Certificates of Deposit
11/26/2012	011-AdValorem	PLATINUM	2,000,000.00	11/26/2014	1.14%	Monthly	\$1,887.08	***567
11/26/2012	011-AdValorem	PLATINUM	2,039,072.20	11/26/2013	1.09%	Monthly	\$1,838.97	***565
11/28/2011	060-I&S Hosp. Bd	AIM	36,481.21	11/28/2013	1.00%	Monthly	\$30.47	***736