

TREASURER'S NOV 2013 FINANCIAL REPORT

THE STATE OF TEXAS
COUNTY OF HOCKLEY
AFFIDAVIT

The Treasurer's Monthly Report includes, but is not limited to, money received and disbursed; debts due to (if known) and owed By the county; and all other proceedings in the treasurer's office that pertain to the Financial Standing of Hockley County. {LGC 114.026(a)(b)}

The Treasurer's Books and the Auditor's General Ledger agree. The Bank Statements have been reconciled; any adjustments Have been noted.

The affidavit must state the amount of the cash and other assets that are in the custody of the county treasurer at the time of The examination. {LGC 114.026 (d)} **\$16,838,392.91 Month Ending Balance**


Any interest earned that is posted by financial institutions to our accounts on the last business day of the month is included In the combined statement of receipts and disbursements.

The Treasurer's Monthly Report has been submitted and the Bank Reconciliation is pending review by Auditor. {LGC 114.026(b)}

All investments are in compliance with both the Public Funds Investment Act and the Hockley County Investment Policy. The investment strategy is passive, which maintains a liquid cash flow and safety of the investment as priority. {LGC 2256.023}

Therefore, Denise Bohannon, County Treasurer of Hockley County, Texas, who being fully sworn, upon oath says that the within And foregoing report is true and correct to the best of her knowledge.


Filed with accompanying vouchers this the 23 day of Dec, 2013.




Denise Bohannon, Treasurer, Hockley County

Commissioners' Court having reviewed the Treasurer's Report as presented, having taken reasonable steps to ensure its accuracy and based upon presentations of the Treasurer's Office approve the report, subject to the independent auditor's Review and request that it be filed with the official minutes of this meeting. {LGC 114.026(c)}

In addition, the below signatures affirm that the Treasurer's Report complies with statutes as referenced. {LGC 114.026(d)}




Linda Barnette, Auditor, Hockley County / Date




Larry Sprows, County Judge


Curtis Thrash, Comm. Pct. #1



Larry Carter, Comm. Pct. #2



Whitey Barnett, Comm. Pct. #3



Tommy Clevenger, Comm. Pct. #4

Sworn to & Subscribed to Before Me, by the County Treasurer, the Auditor & Commissioners Court on this _____ day of _____ 2013.

Irene Gumula, County Clerk

Treasurer's Monthly Report
Prepared by Denise Bohannon, Hockley County Treasurer

SECTION 1 – Cash Flow

Pages 1-5 Combined Statement of Cash Receipts and Disbursements
Includes Interest and Bank Service Charge

Pages 6-7 Bank Collateral
Pledged Securities the Banks have pledged on behalf of Hockley County

Page 8 Bond Indebtedness

Page 9 Certificates of Deposit

SECTION 2 – Investments Long Term

Per the Public Funds Investment Act and the Hockley County Investment Policies, the Investments Report is required on a Quarterly Basis. However, in an effort to keep the Commissioners' Court informed *available* Information is provided on a Monthly basis.

All investments are in compliance with both the Public Funds Investment Act and the Hockley County Investment Policy. The investment strategy is passive, which maintains a liquid cash flow and safety of The investment as priorities. {GC 2256.023}

Investments – Funds are not immediately available – must wait until maturity

ACCOUNT NAME	BEGINNING CASH BALANCE	CASH RECEIPTS	CASH DISBURSEMENTS	ENDING CASH BALANCE
2013 010 GENERAL FUND	5,198,846.29	228,770.91	215,845.93-	5,211,771.27
CASH/ATM	.00	.00	.00	.00
TDOA/CD/ASB	5,198,846.29	228,770.91	215,845.93-	5,211,771.27
FUND TOTALS				
2013 011 AD VALOREM TAX ACCOUNT	37,275.35	29.62	.00	37,304.97
CASH/ATM	3,045,421.43	950,603.00	.00	3,996,024.43
CASH/TO AD VAL. EXCESS	.00	.00	.00	.00
CASH/BUSINESS ELITE SAVINGS	4,080,479.65	3,864.66	.00	4,084,344.31
TDOA - CD/PLAT	7,163,176.43	954,497.28	.00	8,117,673.71
FUND TOTALS				
2013 012 OFFICERS SALARY FUND	798,264.49	19,060.22	304,409.21-	512,915.50
CASH/ATM	798,264.49	19,060.22	304,409.21-	512,915.50
FUND TOTALS				
2013 013 AUTO REGISTRATION FUND	49,493.18	39.68	.00	49,532.86
CASH/ATM	49,493.18	39.68	.00	49,532.86
FUND TOTALS				
2013 014 INDIGENT HEALTH CARE FUND	96,033.15	73.74	38,978.54-	57,128.35
CASH/ATM	96,033.15	73.74	38,978.54-	57,128.35
FUND TOTALS				
2013 016 HOCKLEY COUNTY: IROSE FUND	16,794.39	13.46	.00	16,807.85
CASH/ATM	16,794.39	13.46	.00	16,807.85
FUND TOTALS				
2013 017 JURY FUND	285,327.07	5,335.03	22,565.46-	268,096.64
CASH/ATM	285,327.07	5,335.03	22,565.46-	268,096.64
FUND TOTALS				
2013 021 ROAD & BRIDGE #1	202,402.12	157.70	44,359.30-	158,200.52
CASH/ATM	12,122.17	.00	.00	12,122.17
CASH/LAT1 AIM	214,524.29	157.70	44,359.30-	170,322.69
FUND TOTALS				
2013 022 ROAD & BRIDGE #2	231,776.91	233.15	38,753.07-	193,256.99
CASH/ATM	73,589.93	.00	.00	73,589.93
CASH/LATRD2/ATM	305,386.84	233.15	38,753.07-	266,846.92
FUND TOTALS				
2013 023 ROAD & BRIDGE #3	260,990.20	215.36	45,565.69-	215,639.87
CASH/ASB	26,676.87	.00	.00	26,676.87
CASH/LATRD3	287,667.07	215.36	45,565.69-	242,316.74
FUND TOTALS				
2013 024 ROAD & BRIDGE #4	166,092.48	212.55	40,981.36-	125,323.67
CASH/ASB	11,223.49	.00	.00	11,223.49
CASH/LATRD4	177,315.97	212.55	40,981.36-	136,547.16
FUND TOTALS				
2013 025 ROAD & BRIDGE #5	82,037.45	2,640.33	5,332.36-	79,345.42
CASH/ATM	82,037.45	2,640.33	5,332.36-	79,345.42
FUND TOTALS				
2013 030 LAW LIBRARY FUND	28,700.60	173.09	.00	28,873.69
CASH/ATM	28,700.60	173.09	.00	28,873.69

ACCOUNT NAME	BEGINNING CASH BALANCE	CASH RECEIPTS	CASH DISBURSEMENTS	ENDING CASH BALANCE
2013 035 LIBRARY FUND	70,650.22	379.08	12,506.61	58,522.69
CASH/ATM	70,650.22	379.08	12,506.61	58,522.69
FUND TOTALS				
2013 039 DISTRICT CLERK PRESERVATION	26,849.63	1,656.29	.00	28,505.92
CASH/ATM	26,849.63	1,656.29	.00	28,505.92
FUND TOTALS				
2013 040 COUNTY CLERK PRESERVATION FUND	70,333.99	56.39	.00	70,390.38
CASH/ATM	70,333.99	56.39	.00	70,390.38
TDOA - CD BALANCE - ASB	.00	.00	.00	.00
FUND TOTALS	70,333.99	56.39	.00	70,390.38
2013 041 RECORDS MANAGEMENT OFFICER	12,529.28	217.58	133.44	12,613.42
CASH/ATM	12,529.28	217.58	133.44	12,613.42
FUND TOTALS				
2013 042 R&B EXTRA FEE ACCOUNT	132,877.30	16,748.52	.00	149,625.82
CASH/ASB	132,877.30	16,748.52	.00	149,625.82
FUND TOTALS				
2013 043 COURTHOUSE SECURITY FUND	14,757.98	126.93	2,261.66	12,623.25
CASH/ATM	14,757.98	126.93	2,261.66	12,623.25
FUND TOTALS				
2013 044 JUSTICE COURT TECHNOLOGY FUND	49,426.53	51.43	477.59	49,000.37
CASH	49,426.53	51.43	477.59	49,000.37
FUND TOTALS				
2013 045 SHERIFF CASH BOND ACCOUNT	42,409.42	1,000.00	1,000.00	42,409.42
CASH	42,409.42	1,000.00	1,000.00	42,409.42
FUND TOTALS				
2013 046 COUNTY CLERK CASH BOND ACCT	57,119.02	2,500.00	.00	59,619.02
CASH	57,119.02	2,500.00	.00	59,619.02
FUND TOTALS				
2013 047 JP5 CASH BOND ACCOUNT	1,734.71	.00	.00	1,734.71
CASH	1,734.71	.00	.00	1,734.71
FUND TOTALS				
2013 048 COUNTY CLERK	29,908.00	17,397.56	.00	47,305.56
CASH	29,908.00	17,397.56	.00	47,305.56
FUND TOTALS				
2013 050 JUSTICE BENEFIT FUND	34,240.53	16.89	34,257.42	.00
CASH	34,240.53	16.89	34,257.42	.00
FUND TOTALS				
2013 051 JUSTICE OF PEACE #1	3,931.75	5,101.30	.00	9,033.05
CASH	3,931.75	5,101.30	.00	9,033.05
FUND TOTALS				
2013 052 JUSTICE OF PEACE #2	771.76	913.70	.00	1,685.46
CASH	771.76	913.70	.00	1,685.46

ACCOUNT NAME	BEGINNING CASH BALANCE	CASH RECEIPTS	CASH DISBURSEMENTS	ENDING CASH BALANCE
2013 054 JUSTICE OF PEACE #4	CASH	1,020.95	456.00	1,476.95
FUND TOTALS	1,020.95	456.00	.00	1,476.95
2013 055 JUSTICE OF PEACE #5	CASH	26,258.34	26,829.20	53,087.54
FUND TOTALS	26,258.34	26,829.20	.00	53,087.54
2013 056 SHERIFF FEE ACCOUNT	CASH	1.50	.00	1.50
FUND TOTALS	1.50	.00	.00	1.50
2013 057 SO TRAINING DONATIONS FUND	CASH/ASB	1,976.06	1.58	1,977.64
FUND TOTALS	1,976.06	1.58	.00	1,977.64
2013 060 I&S FUND: '88 HOSPITAL BOND	CASH/ASB	37,186.81	31.58	37,218.39
TODA - CD BALANCE	.00	.00	.00	.00
FUND TOTALS	37,186.81	31.58	.00	37,218.39
2013 065 MPEC INTEREST & SINKING FUND	CASH	.00	.00	.00
BUSINESS ELITE SAVINGS ACCT	302,324.19	136,751.63	.00	439,075.82
TDOA - INVESTMENT BALANCE	.00	.00	.00	.00
FUND TOTALS	302,324.19	136,751.63	.00	439,075.82
2013 066 MALLETT CONSTRUCTION FUND	CASH	.00	.00	.00
BUSINESS ELITE SAVINGS ACCT	.00	.00	.00	.00
TDOA - CD	.00	.00	.00	.00
FUND TOTALS	.00	.00	.00	.00
2013 070 PERMANENT IMPROVEMENT FUND	CASH/ASB	223,497.77	4,131.30	147,024.57
FUND TOTALS	223,497.77	4,131.30	80,604.50	147,024.57
2013 071 HOCKLEY CO ROAD BOND FUND	CASH/AIM	20,876.39	16.73	20,893.12
TDOA/ASB	.00	.00	.00	.00
FUND TOTALS	20,876.39	16.73	.00	20,893.12
2013 072 MALLETT OPERATING FUND	CASH/AIM	201,987.95	7,170.76	173,922.82
FUND TOTALS	201,987.95	7,170.76	35,235.89	173,922.82
2013 079 DA FEDERAL FORFEITED FUNDS	CASH	3,999.67	3.16	3,933.59
FUND TOTALS	3,999.67	3.16	69.24	3,933.59
2013 080 FM & LR FUND	CASH/AIM	4,420.96	3.54	4,424.50
FUND TOTALS	4,420.96	3.54	.00	4,424.50
2013 081 DA TRUST ACCOUNT	CASH/AIM	14,797.38	715.00	11,375.86
FUND TOTALS	14,797.38	715.00	4,136.52	11,375.86

ACCOUNT NAME	BEGINNING CASH BALANCE	CASH RECEIPTS	CASH DISBURSEMENTS	ENDING CASH BALANCE
2013 082 DA FORFEITURE FUND	15,591.06	664.05	1,130.00-	15,125.11
CASH	15,591.06	664.05	1,130.00-	15,125.11
FUND TOTALS	14,797.38	715.00	4,136.52-	11,375.86
2013 083 CA THEFT OF SERVICE	4,424.96	3,123.62	2,324.36-	5,224.22
CASH	4,424.96	3,123.62	2,324.36-	5,224.22
FUND TOTALS	4,424.96	3,123.62	2,324.36-	5,224.22
2013 084 SHERIFF WORK RELEASE PROGRAM	1,835.33	1.46	.00	1,836.79
CASH	1,835.33	1.46	.00	1,836.79
FUND TOTALS	1,835.33	1.46	.00	1,836.79
2013 085 HOCKLEY CO GRANTS FUND	8,356.08	3,686.58	809.60-	11,233.06
CASH	8,356.08	3,686.58	809.60-	11,233.06
FUND TOTALS	8,356.08	3,686.58	809.60-	11,233.06
2013 086 JAG GRANT FUND	.00	.00	.00	.00
CASH	.00	.00	.00	.00
FUND TOTALS	.00	.00	.00	.00
2013 087 HC JUVENILE PROBATION FEES	35,718.04	171.95	25,378.87-	10,511.12
CASH/AIM	35,718.04	171.95	25,378.87-	10,511.12
FUND TOTALS	35,718.04	171.95	25,378.87-	10,511.12
2013 088 PAYROLL CLEARING ACCOUNT	967.46	409,865.49	409,841.36-	991.59
CASH/ASB	967.46	409,865.49	409,841.36-	991.59
FUND TOTALS	967.46	409,865.49	409,841.36-	991.59
2013 089 SEIZURE PROCEEDS FUND	29,983.25	22.73	1,953.91-	28,052.07
CASH/ASB	29,983.25	22.73	1,953.91-	28,052.07
FUND TOTALS	29,983.25	22.73	1,953.91-	28,052.07
2014 090 JUVENILE PROBATION FUND	39,081.21	18,667.01	6,217.49-	51,530.73
CASH/AIM	39,081.21	18,667.01	6,217.49-	51,530.73
ACCOUNTS RECEIVABLE	97.75-	.00	.00	97.75-
FUND TOTALS	38,983.46	18,667.01	6,217.49-	51,432.98
2013 091 JUVENILE PROBATION RESTITUTION	10,831.09	8.67	.00	10,839.76
CASH	10,831.09	8.67	.00	10,839.76
FUND TOTALS	10,831.09	8.67	.00	10,839.76
2014 092 HOCKLEY COUNTY COMMUNITY SUPER	60,742.56	20,409.93	36,358.19-	44,794.30
CASH/ASB	60,742.56	20,409.93	36,358.19-	44,794.30
FUND TOTALS	60,742.56	20,409.93	36,358.19-	44,794.30
2013 093 HOCKLEY COUNTY MEDICAL FUND	9,840.98	7.87	25.00-	9,823.85
CASH/ASB	9,840.98	7.87	25.00-	9,823.85
FUND TOTALS	9,840.98	7.87	25.00-	9,823.85
2013 094 COUNTY ATTORNEY RESTITUTION	4,831.12	562.38	1,350.09-	4,043.41
CASH/ASB	4,831.12	562.38	1,350.09-	4,043.41
FUND TOTALS	4,831.12	562.38	1,350.09-	4,043.41
2013 095 D A RESTITUTION FUND	3,135.61	8.83	.00	3,144.44
CASH/ASB	3,135.61	8.83	.00	3,144.44

ACCOUNT NAME	BEGINNING CASH BALANCE	CASH RECEIPTS	CASH DISBURSEMENTS	ENDING CASH BALANCE
2013 096 CA/DA PRE-TRIAL DIVERSION FUND	44,182.61	1,497.43	.00	45,680.04
CASH	44,182.61	1,497.43	.00	45,680.04
FUND TOTALS	44,182.61	1,497.43	.00	45,680.04
2013 098 CLEARING FUND	.00	919,767.78	919,767.78	.00
CASH	.00	919,767.78	919,767.78	.00
FUND TOTALS	.00	919,767.78	919,767.78	.00
GRAND TOTALS	16,358,858.92	2,812,164.43	2,332,630.44	16,838,392.91

Investment Portfolio Pledged Securities
 AIM BANK
 LITTLEFIELD, TX

InTrader (pledged)
 Last: 10/31/2013
 As-of: 11/30/2013
 ZAIM 1018373

Sec ID	Tick	Security Description	Safely Opening Agent	Rate	Agent Maturity	Grp	Original Face \$	Paid/Unl	Face/Unl	Price	Pledged	Book Value	Market Value
PLEGGED TO: hock													
*HOCKLEY COUNTY													
3128LLV86		FHLMC #2B0639 ARM	THE INDEPENDENT BANKERSBANK	2.298	06/01/2042	305	2,000,000.00			11/25/2013		1,432,651.68	
TIB	213001965						1,367,402.78			01/30/2013		1,399,017.87	
3128OGGCE		FHLMC GOLD P#191937	THE INDEPENDENT BANKERSBANK	3	05/01/2027	305	3,400,000.00			11/25/2013		2,602,057.61	
TIB	164030459						2,491,839.28			04/11/2013		2,574,551.95	
3138A45N1		FNMA #A#1552	THE INDEPENDENT BANKERSBANK	3.5	02/01/2026	305	2,100,000.00			11/25/2013		1,210,538.42	
TIB	164027666						1,132,806.02			01/30/2013		1,197,436.82	
3138E4Y99		FNMA #A#0705	THE INDEPENDENT BANKERSBANK	3.5	02/01/2027	305	2,222,600.00			11/25/2013		1,659,927.72	
TIB	164028908						1,545,160.86			04/03/2013		1,594,302.14	
3138E4Y09		FNMA #A#0706	THE INDEPENDENT BANKERSBANK	3.5	02/01/2027	305	3,250,000.00			11/25/2013		2,417,152.96	
TIB	164028413						2,260,992.71			01/30/2013		2,389,882.76	
3138EGSH8		FNMA #A#0519	THE INDEPENDENT BANKERSBANK	4	09/01/2026	305	2,500,000.00			11/25/2013		1,726,954.60	
TIB	164024507						1,696,447.05			05/22/2012		1,720,175.64	
3138EJNE4		FNMA #A#2189 ARM	THE INDEPENDENT BANKERSBANK	2.356	06/01/2042	305	2,900,000.00			11/25/2013		2,028,449.16	
TIB	164027988						1,928,048.70			01/30/2013		1,978,564.48	
31416BHD0		FNMA #994933	THE INDEPENDENT BANKERSBANK	5	09/01/2023	305	3,650,000.00			11/25/2013		1,440,679.47	
TIB	164006062						1,080,093.60			10/18/2010		1,165,874.07	
31418AFT8		FNMA #A#1089	THE INDEPENDENT BANKERSBANK	4	06/01/2032	305	2,250,000.00			11/25/2013		2,442,098.49	
TIB	164027935						2,246,232.89			01/30/2013		2,373,157.16	
31418AHT6		FNMA #A#1353	THE INDEPENDENT BANKERSBANK	3	08/01/2022	305	4,000,000.00			11/25/2013		3,225,812.92	
TIB	164029358						3,037,096.16			01/30/2013		3,170,422.70	
31418A4J3		FNMA #A#1181	THE INDEPENDENT BANKERSBANK	3	09/01/2022	305	4,950,000.00			11/25/2013		4,173,849.05	
TIB	164029593						3,926,595.32			01/30/2013		4,098,736.63	
31418A430		FNMA #A#1248	THE INDEPENDENT BANKERSBANK	3	10/01/2022	305	3,950,000.00			11/25/2013		3,978,419.45	
TIB	164029389						3,178,192.73			01/30/2013		3,317,522.22	
31419A435		FNMA POOL AE0729	THE INDEPENDENT BANKERSBANK	4	01/01/2026	305	2,100,000.00			11/25/2013		1,344,573.63	
TIB	164024025						1,251,882.28			05/22/2012		1,346,244.98	
TOTAL FOR PLEDGED TO: hock							Orig Face: 39,872,500.00	Current Face: 27,045,394.58	Market: 26,365,599.12	Book: 26,775,664.64			

The information contained herein, while believed to be reliable, is not guaranteed.
 For assistance please contact TRI Investment Portfolio 9721 650-6078.

Trusted



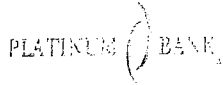
Partner

From: Stephen Gutleber <SGutleber@platinumbanktexas.com>
 To: hockleytreasurer <hockleytreasurer@aol.com>
 Cc: Judy Rountree <Jroundree@platinumbanktexas.com>
 Subject: Pledge Agreement 11/30/13
 Date: Mon, Dec 2, 2013 8:59 am

Denise,

See below. Hope you had a nice holiday.

Platinum Bank Pledge Agreement Summary As of 11/30/13								
<div style="border: 1px solid black; padding: 5px; width: fit-content;"> Attn: Denise Bohannon Hockley County 802 Houston Street Levelland, TX 79335 </div>								
Pledge Agreement Collateralized by								
Account Balance		Type	Issuer	Cusp Number	Par Amount	Interest Rate	Maturity Date	Current Market Value (as of 11/30/13)
CD # 6555	\$ 2,022,927.50	NBS	FINMA	31362M01	211,954.37	3.500%	1/1/2027	751,570.85
CD # 6557	\$ 2,031,416.71	NBS	GNMA	25241L2J4	715,245.54	4.500%	8/15/2025	583,355.54
	\$ 4,054,344.21	NBS	GNMA	25241L4J2	1,156,756.59	4.500%	12/20/2031	676,932.58
		MUNI	JEFFERSON TX ISD	475214GV8	400,000.00	3.500%	2/15/2030	385,495.00
		MUNI	KERRVILLE TX	492422LQ1	225,000.00	2.750%	2/15/2027	209,981.25
		MUNI	MAYPEARL TX ISD	578458KT4	500,000.00	3.000%	2/15/2032	450,150.00
		MUNI	ROSENBERG TX	777628VC9	595,000.00	4.050%	3/1/2025	617,711.15
		MUNI	WEATHERFORD TX	94710SMHC	300,000.00	4.125%	3/1/2025	315,731.00
		Total Securities Pledged						<u>4,215,029.48</u>
FDIC Coverage	250,000.00							
Total Securities Pledged	\$ 4,215,029.48							
Excess Coverage	\$ 1,005,029.48							
INVESTMENT SECURITIES ARE NOT FDIC INSURED								



Stephen Gutleber

Analyst - Department of Operations

sgutleber@platinumbanktexas.com

www.platinumbanktexas.com

Platinum Bank | 6502 Slide Rd., Suite 110 | Lubbock, TX 79424

Tel 806.698.5110 | Fax 806.771.8697

TREASURER'S NOV 2013 FINANCIAL REPORT

**HOCKLEY COUNTY Mallet Event Center and Arena
\$14,515,000 - Bond Issue - 10 Year Repayment
Fund 065, Series 2009 3.04%**

FYE	Previous Balance Outstanding	Principal Payment Due	Interest Payment Due	Current Balance Outstanding
2010 PD	\$17,636,079.00	\$1,185,000.00	\$312,878.88	\$15,871,600.00
2011 PD	\$15,871,600.00	\$1,255,000.00	\$508,100.00	\$14,108,500.00
2012 PD	\$14,108,500.00	\$1,305,000.00	\$456,900.00	\$12,346,600.00
2013 PD	\$12,346,600.00	\$1,360,000.00	\$403,600.00	\$10,583,000.00
2014	\$10,583,000.00	\$1,415,000.00	\$348,100.00	\$8,819,900.00
2015	\$8,819,900.00	\$1,475,000.00	\$290,300.00	\$7,054,600.00
2016	\$7,054,600.00	\$1,535,000.00	\$230,100.00	\$5,289,500.00
2017	\$5,289,500.00	\$1,595,000.00	\$167,500.00	\$3,527,000.00
2018	\$3,527,000.00	\$1,660,000.00	\$102,400.00	\$1,764,600.00
2019	\$1,764,600.00	\$1,730,000.00	\$34,600.00	\$0.00

*Principal Payments Due Annually
**Interest Payments are Due Semi-annually

Treasurer's Monthly Report
Prepared by Denise Bohannon, Hockley County Treasurer

**CERTIFICATES
 OF DEPOSIT**

PURCHASE DATE	ACCOUNT	BANK	BEGINNING AMOUNT	MATURITY DATE	INTEREST RATE	INTEREST PAID	MONTH'S INTEREST EARNED
11/26/2012	011- AdValorem	Platinum	2,000,000.00	11/26/2014	1.14%	Monthly	1957.44
11/26/2012	011- AdValorem	Platinum	2,039,072.20	11/26/2013	1.09	Monthly	1907.22
11/28/2011	060-18S Hosp.Bd.	Alm	36,481.21	11/28/2013	1.00%	Monthly	31.58

*5¢

*5¢

*7¢