

TREASURER'S SEPT 2013 FINANCIAL REPORT

THE STATE OF TEXAS  
COUNTY OF HOCKLEY  
AFFIDAVIT

The Treasurer's Monthly Report includes, but is not limited to, money received and disbursed; debts due to (if known) and owed By the county; and all other proceedings in the treasurer's office that pertain to the Financial Standing of Hockley County. {LGC 114.026(a)(b)}

The Treasurer's Books and the Auditor's General Ledger agree. The Bank Statements have been reconciled; any adjustments Have been noted.

The affidavit must state the amount of the cash and other assets that are in the custody of the county treasurer at the time of The examination. {LGC 114.026 (d)} **\$16,026,720.12 Month Ending Balance**


Any interest earned that is posted by financial institutions to our accounts on the last business day of the month is included In the combined statement of receipts and disbursements.

The Treasurer's Monthly Report has been submitted and the Bank Reconciliation is pending review by Auditor. {LGC 114.026(b)}

All investments are in compliance with both the Public Funds Investment Act and the Hockley County Investment Policy. The investment strategy is passive, which maintains a liquid cash flow and safety of the investment as priority. {LGC 2256.023}


Therefore, Denise Bohannon, County Treasurer of Hockley County, Texas, who being fully sworn, upon oath says that the within And foregoing report is true and correct to the best of her knowledge.


Filed with accompanying vouchers this the 23 day of Dec 2013

  
\_\_\_\_\_  
Denise Bohannon, Treasurer, Hockley County


Commissioners' Court having reviewed the Treasurer's Report as presented, having taken reasonable steps to ensure its accuracy and based upon presentations of the Treasurer's Office approve the report, subject to the independent auditor's Review and request that it be filed with the official minutes of this meeting. {LGC 114.026(c)}


In addition, the below signatures affirm that the Treasurer's Report complies with statutes as referenced. {LGC 114.026(d)}


  
\_\_\_\_\_  
Linda Barnette, Auditor, Hockley County / Date 12-18-13

  
\_\_\_\_\_  
Larry Sprowls, County Judge

\_\_\_\_\_  
Curtis Thrash, Comm. Pct. #1

  
\_\_\_\_\_  
Larry Carter, Comm. Pct. #2

  
\_\_\_\_\_  
Whitey Barnett, Comm. Pct. #3

  
\_\_\_\_\_  
Tommy Cleyenger, Comm. Pct. #4

Sworn to & Subscribed to Before Me, by the County Treasurer, the Auditor & Commissioners Court on this \_\_\_\_\_ day of \_\_\_\_\_ 2013.

\_\_\_\_\_  
Irene Gumula, County Clerk

**Treasurer's Monthly Report**  
*Prepared by Denise Bohannon, Hockley County Treasurer*

**SECTION 1 – Cash Flow**

**Pages 1-5** Combined Statement of Cash Receipts and Disbursements  
Includes Interest and Bank Service Charge

**Pages 6-7** Bank Collateral  
Pledged Securities the Banks have pledged on behalf of Hockley County

**Page 8** Bond Indebtedness

**Page 9** Certificates of Deposit

**SECTION 2 – Investments Long Term**

Per the Public Funds Investment Act and the Hockley County Investment Policies, the Investments Report is required on a Quarterly Basis. However, in an effort to keep the Commissioners' Court informed *available* Information is provided on a Monthly basis.

All investments are in compliance with both the Public Funds Investment Act and the Hockley County Investment Policy. The investment strategy is passive, which maintains a liquid cash flow and safety of The investment as priorities. {GC 2256.023}

---

Investments – Funds are not immediately available – must wait until maturity

ACCOUNT NAME	BEGINNING CASH BALANCE	CASH RECEIPTS	CASH DISBURSEMENTS	ENDING CASH BALANCE
2013 096 CA/DA PRE-TRIAL DIVERSION FUND	3,030.07	27.94	.00	3,058.01
CASH	40,009.13	2,053.75	.00	42,062.88
FUND TOTALS	40,009.13	2,053.75	.00	42,062.88
2013 098 CLEARING FUND	.00	1,179,553.45	1,179,553.45	.00
CASH	.00	1,179,553.45	1,179,553.45	.00
FUND TOTALS	.00	1,179,553.45	1,179,553.45	.00
GRAND TOTALS	16,851,595.20	7,106,413.53	7,931,288.61	16,026,720.12

ACCOUNT NAME	BEGINNING CASH BALANCE	CASH RECEIPTS	CASH DISBURSEMENTS	ENDING CASH BALANCE
2013 082 DA FORFEITURE FUND	11,230.86	355.00	330.00	11,255.86
CASH	15,565.61	12.16	.00	15,577.77
FUND TOTALS	15,565.61	12.16	.00	15,577.77
2013 083 CA THEFT OF SERVICE	4,456.81	1,961.34	2,008.00	4,410.15
CASH	4,456.81	1,961.34	2,008.00	4,410.15
FUND TOTALS	4,456.81	1,961.34	2,008.00	4,410.15
2013 084 SHERIFF WORK RELEASE PROGRAM	1,832.35	1.42	.00	1,833.77
CASH	1,832.35	1.42	.00	1,833.77
FUND TOTALS	1,832.35	1.42	.00	1,833.77
2013 085 HOCKLEY CO GRANTS FUND	7,733.37	650.39	34.80	8,348.96
CASH	7,733.37	650.39	34.80	8,348.96
FUND TOTALS	7,733.37	650.39	34.80	8,348.96
2013 086 JAG GRANT FUND	.00	.00	.00	.00
CASH	.00	.00	.00	.00
FUND TOTALS	.00	.00	.00	.00
2013 087 HC JUVENILE PROBATION FEES	41,073.27	92.11	.00	41,165.38
CASH/ATM	41,073.27	92.11	.00	41,165.38
FUND TOTALS	41,073.27	92.11	.00	41,165.38
2013 088 PAYROLL CLEARING ACCOUNT	1,198.61	268,815.65	269,073.16	941.10
CASH/ASB	1,198.61	268,815.65	269,073.16	941.10
FUND TOTALS	1,198.61	268,815.65	269,073.16	941.10
2013 089 SEIZURE PROCEEDS FUND	29,350.95	22.93	.00	29,373.88
CASH/ASB	29,350.95	22.93	.00	29,373.88
FUND TOTALS	29,350.95	22.93	.00	29,373.88
2014 090 JUVENILE PROBATION FUND	2,103.31	40,754.19	9,206.61	33,650.89
CASH/ATM	2,103.31	40,754.19	9,206.61	33,650.89
ACCOUNTS RECEIVABLE	.00	.00	97.75	97.75
FUND TOTALS	2,103.31	40,754.19	9,304.36	33,553.14
2013 091 JUVENILE PROBATION RESTITUTION	10,813.42	8.44	.00	10,821.86
CASH	10,813.42	8.44	.00	10,821.86
FUND TOTALS	10,813.42	8.44	.00	10,821.86
2014 092 HOCKLEY COUNTY COMMUNITY SUPER	47,377.46	62,828.24	33,972.19	76,233.51
CASH/ASB	47,377.46	62,828.24	33,972.19	76,233.51
FUND TOTALS	47,377.46	62,828.24	33,972.19	76,233.51
2013 093 HOCKLEY COUNTY MEDICAL FUND	9,954.86	7.77	.00	9,962.63
CASH/ASB	9,954.86	7.77	.00	9,962.63
FUND TOTALS	9,954.86	7.77	.00	9,962.63
2013 094 COUNTY ATTORNEY RESTITUTION	5,002.16	1,724.96	1,396.82	5,330.30
CASH/ASB	5,002.16	1,724.96	1,396.82	5,330.30
FUND TOTALS	5,002.16	1,724.96	1,396.82	5,330.30
2013 095 D A RESTITUTION FUND	3,030.07	27.94	.00	3,058.01
CASH/ASB	3,030.07	27.94	.00	3,058.01

ACCOUNT NAME	BEGINNING CASH BALANCE	CASH RECEIPTS	CASH DISBURSEMENTS	ENDING CASH BALANCE
2013 054 JUSTICE OF PEACE #4	924.05	2,199.90	909.00-	2,214.95
CASH	924.05	2,199.90	909.00-	2,214.95
FUND TOTALS	924.05	2,199.90	909.00-	2,214.95
2013 055 JUSTICE OF PEACE #5	29,821.27	24,927.14	33,437.57-	21,310.84
CASH	29,821.27	24,927.14	33,437.57-	21,310.84
FUND TOTALS	29,821.27	24,927.14	33,437.57-	21,310.84
2013 056 SHERIFF FEE ACCOUNT	1,586.26	626.23	625.00-	1,587.49
CASH	1,586.26	626.23	625.00-	1,587.49
FUND TOTALS	1,586.26	626.23	625.00-	1,587.49
2013 057 SO TRAINING DONATIONS FUND	1,972.86	1.53	.00	1,974.39
CASH/ASB	1,972.86	1.53	.00	1,974.39
FUND TOTALS	1,972.86	1.53	.00	1,974.39
2013 060 I&S FUND: '88 HOSPITAL BOND	37,124.74	31.53	.00	37,156.27
CASH/ASB	37,124.74	31.53	.00	37,156.27
TDOA - CD BALANCE	.00	.00	.00	.00
FUND TOTALS	37,124.74	31.53	.00	37,156.27
2013 065 MPEC INTEREST & SINKING FUND	247,391.08	2,104.07	.00	249,495.15
CASH	.00	.00	.00	.00
BUSINESS ELITE SAVINGS ACCT	247,391.08	2,104.07	.00	249,495.15
TDOA - INVESTMENT BALANCE	.00	.00	.00	.00
FUND TOTALS	247,391.08	2,104.07	.00	249,495.15
2013 066 MALLET CONSTRUCTION FUND	.00	.00	.00	.00
CASH	.00	.00	.00	.00
BUSINESS ELITE SAVINGS ACCT	.00	.00	.00	.00
TDOA - CD	.00	.00	.00	.00
FUND TOTALS	.00	.00	.00	.00
2013 070 PERMANENT IMPROVEMENT FUND	283,097.66	202.19	50,634.00-	232,665.85
CASH/ASB	283,097.66	202.19	50,634.00-	232,665.85
FUND TOTALS	283,097.66	202.19	50,634.00-	232,665.85
2013 071 HOCKLEY CO ROAD BOND FUND	20,842.32	16.28	.00	20,858.60
CASH/AIM	20,842.32	16.28	.00	20,858.60
TDOA/ASB	.00	.00	.00	.00
FUND TOTALS	20,842.32	16.28	.00	20,858.60
2013 072 MALLET OPERATING FUND	173,822.65	110,063.78	65,758.51-	218,127.92
CASH/AIM	173,822.65	110,063.78	65,758.51-	218,127.92
FUND TOTALS	173,822.65	110,063.78	65,758.51-	218,127.92
2013 079 DA FEDERAL FORFEITED FUNDS	4,165.83	3.50	69.24-	4,100.09
CASH	4,165.83	3.50	69.24-	4,100.09
FUND TOTALS	4,165.83	3.50	69.24-	4,100.09
2013 080 FM & LR FUND	4,413.76	3.44	.00	4,417.20
CASH/AIM	4,413.76	3.44	.00	4,417.20
FUND TOTALS	4,413.76	3.44	.00	4,417.20
2013 081 DA TRUST ACCOUNT	11,230.86	355.00	330.00-	11,255.86
CASH/AIM	11,230.86	355.00	330.00-	11,255.86

ACCOUNT NAME	FUND TOTALS	BEGINNING CASH BALANCE	CASH RECEIPTS	CASH DISBURSEMENTS	ENDING CASH BALANCE
2013 035 LIBRARY FUND		33,944.76	68,664.68	12,453.41-	90,156.03
CASH/AIM		33,944.76	68,664.68	12,453.41-	90,156.03
FUND TOTALS					
2013 039 DISTRICT CLERK PRESERVATION		26,513.43	154.61	.00	26,668.04
CASH/AIM		26,513.43	154.61	.00	26,668.04
FUND TOTALS					
2013 040 COUNTY CLERK PRESERVATION FUND		42,628.49	33,841.59	7,556.72-	68,913.36
CASH/AIM		42,628.49	33,841.59	7,556.72-	68,913.36
TDOA - CD BALANCE - ASB					
FUND TOTALS		42,628.49	33,841.59	7,556.72-	68,913.36
2013 041 RECORDS MANAGEMENT OFFICER		12,265.10	593.53	594.09-	12,264.54
CASH/AIM		12,265.10	593.53	594.09-	12,264.54
FUND TOTALS					
2013 042 R&B EXTRA FEE ACCOUNT		95,627.73	17,218.73	.00	112,846.46
CASH/ASB		95,627.73	17,218.73	.00	112,846.46
FUND TOTALS					
2013 043 COURTHOUSE SECURITY FUND		13,576.15	1,603.09	872.31-	14,306.93
CASH/AIM		13,576.15	1,603.09	872.31-	14,306.93
FUND TOTALS					
2013 044 JUSTICE COURT TECHNOLOGY FUND		49,408.57	1,321.35	1,614.55-	49,115.37
CASH		49,408.57	1,321.35	1,614.55-	49,115.37
FUND TOTALS					
2013 045 SHERIFF CASH BOND ACCOUNT		36,909.42	5,500.00	.00	42,409.42
CASH		36,909.42	5,500.00	.00	42,409.42
FUND TOTALS					
2013 046 COUNTY CLERK CASH BOND ACCT		53,619.02	2,500.00	.00	56,119.02
CASH		53,619.02	2,500.00	.00	56,119.02
FUND TOTALS					
2013 047 JP5 CASH BOND ACCOUNT		1,734.71	.00	.00	1,734.71
CASH		1,734.71	.00	.00	1,734.71
FUND TOTALS					
2013 048 COUNTY CLERK		37,481.35	30,379.00	38,050.35-	29,810.00
CASH		37,481.35	30,379.00	38,050.35-	29,810.00
FUND TOTALS					
2013 050 JUSTICE BENEFIT FUND		34,184.63	26.71	.00	34,211.34
CASH		34,184.63	26.71	.00	34,211.34
FUND TOTALS					
2013 051 JUSTICE OF PEACE #1		5,746.80	7,198.90	5,342.30-	7,603.40
CASH		5,746.80	7,198.90	5,342.30-	7,603.40
FUND TOTALS					
2013 052 JUSTICE OF PEACE #2		790.76	3,085.00	1,274.00-	2,601.76
CASH		790.76	3,085.00	1,274.00-	2,601.76

ACCOUNT NAME	BEGINNING CASH BALANCE	CASH RECEIPTS	CASH DISBURSEMENTS	ENDING CASH BALANCE
2013 010 GENERAL FUND CASH/ATM TDOA/CD/ASB FUND TOTALS	2,525,747.39 .00 2,525,747.39	3,623,572.87 .00 3,623,572.87	1,550,631.38- .00 1,550,631.38-	4,598,688.88 .00 4,598,688.88
2013 011 AD VALOREM TAX ACCOUNT CASH/ATM CASH/TO AD VAL EXCESS CASH/BUSINESS ELITE SAVINGS TDOA - CD/ PLAT FUND TOTALS	37,212.12 6,663,521.34 4,072,885.64 10,773,619.10	31.60 15,459.26 3,857.48 19,348.34	.00 4,000,000.00- .00 4,000,000.00-	37,243.72 2,678,980.60 4,076,743.12 6,792,967.44
2013 012 OFFICERS SALARY FUND CASH/ATM FUND TOTALS	519,581.85 519,581.85	1,052,530.22 1,052,530.22	358,947.53- 358,947.53-	1,213,164.54 1,213,164.54
2013 013 AUTO REGISTRATION FUND CASH/ATM FUND TOTALS	49,412.38 49,412.38	38.61 38.61	.00 .00	49,450.99 49,450.99
2013 014 INDIGENT HEALTH CARE FUND CASH/ATM FUND TOTALS	50,546.53 50,546.53	100,064.84 100,064.84	51,111.45- 51,111.45-	99,499.92 99,499.92
2013 016 HOCKLEY COUNTY: LEOSE FUND CASH/ATM FUND TOTALS	17,906.51 17,906.51	13.21 13.21	1,139.64- 1,139.64-	16,780.08 16,780.08
2013 017 JURY FUND CASH/ATM FUND TOTALS	43,791.72 43,791.72	306,350.95 306,350.95	31,900.52- 31,900.52-	318,242.15 318,242.15
2013 021 ROAD & BRIDGE #1 CASH/ATM CASH/LAT1 AIM FUND TOTALS	353,527.05 3,230.12 356,757.17	249.56 .00 249.56	55,960.37- .00 55,960.37-	297,816.24 3,230.12 301,046.36
2013 022 ROAD & BRIDGE #2 CASH/ATM CASH/LATRD2/ATM FUND TOTALS	211,649.05 64,697.88 276,346.93	118,543.22 .00 118,543.22	51,884.06- .00 51,884.06-	278,308.21 64,697.88 343,006.09
2013 023 ROAD & BRIDGE #3 CASH/ASB CASH/LATRD3 FUND TOTALS	366,449.39 17,784.82 384,234.21	690.63 .00 690.63	57,024.01- .00 57,024.01-	310,116.01 17,784.82 327,900.83
2013 024 ROAD & BRIDGE #4 CASH/ASB CASH/LATRD4 FUND TOTALS	258,422.25 2,331.44 260,753.69	8,206.61 .00 8,206.61	52,013.04- .00 52,013.04-	214,615.82 2,331.44 216,947.26
2013 025 ROAD & BRIDGE #5 CASH/ATM FUND TOTALS	84,348.97 84,348.97	5,305.84 5,305.84	5,563.78- 5,563.78-	84,091.03 84,091.03
2013 030 LAW LIBRARY FUND CASH/ATM	28,223.11	362.11	249.00-	28,336.22

Investment Portfolio Pledged Securities  
 AIM BANK  
 LITTLEFIELD, TX

InTrader (pledged )  
 Last: 08/31/2013  
 As-of: 09/30/2013  
 2AIM 1018973

Sec ID	Security Description Line 1	Rate	Safetkeeping Agent	Maturity	Grp	Original Face \$ & P	Price	Book Value	
Loc	Security Description Line 2					Par/Curr Face	Pledged	Market Value	
<b>PLEGGED TO: hocke *HOCKLEY COUNTY</b>									
3128LLV86	FHLMC #2B0639 ARM	2.305	THE INDEPENDENT BANKERSBANK	06/01/2042	305	1,462,441.38	09/25/2013	1,532,261.42	
TIB								1,493,769.43	
3128G0GE1	FHLMC GOLD #J19197	3	THE INDEPENDENT BANKERSBANK	05/01/2027	305	3,400,000.00	01/30/2013	2,668,115.25	
TIB								2,632,636.76	
3138A45N1	FNMA #AH3552	3.5	THE INDEPENDENT BANKERSBANK	02/01/2026	305	1,172,347.70	09/25/2013	1,253,358.95	
TIB								1,235,643.64	
3138E4YC9	FNMA #AK0706	3.5	THE INDEPENDENT BANKERSBANK	02/01/2027	305	2,222,500.00	01/30/2013	1,678,749.13	
TIB								1,654,048.45	
3138E4YC9	FNMA #AK0706	3.5	THE INDEPENDENT BANKERSBANK	02/01/2027	305	2,222,500.00	04/09/2013	1,654,048.45	
TIB								2,454,166.38	
3138E4YC9	FNMA #AK0706	3.5	THE INDEPENDENT BANKERSBANK	02/01/2027	305	2,224,143.83	09/25/2013	2,418,743.51	
TIB								1,780,863.14	
3138EGSH8	FNMA #AL0519	4	THE INDEPENDENT BANKERSBANK	03/01/2026	305	1,646,128.48	09/25/2013	1,762,156.62	
TIB								2,091,415.32	
3138EJNE4	FNMA #AL2188 ARM	2.36	THE INDEPENDENT BANKERSBANK	06/01/2042	305	1,987,870.08	09/25/2013	2,035,471.64	
TIB								1,211,390.89	
31416BHJ0	FNMA #994933	5	THE INDEPENDENT BANKERSBANK	09/01/2023	305	3,650,000.00	09/25/2013	1,234,443.32	
TIB								2,518,998.03	
31418AF78	FNMA #MA1089	4	THE INDEPENDENT BANKERSBANK	06/01/2032	305	2,850,000.00	09/25/2013	2,473,900.78	
TIB								3,328,838.44	
31418AH76	FNMA #MA1153	3	THE INDEPENDENT BANKERSBANK	08/01/2022	305	4,000,000.00	01/30/2013	3,274,250.61	
TIB								4,246,900.53	
31418AJ33	FNMA #MA1181	3	THE INDEPENDENT BANKERSBANK	09/01/2022	305	4,061,960.10	09/25/2013	3,439,448.61	
TIB								3,439,571.29	
31418AK80	FNMA #MA1218	3	THE INDEPENDENT BANKERSBANK	10/01/2022	305	3,289,728.59	01/30/2013	1,394,106.82	
TIB								1,387,291.40	
31419AV35	FNMA POOL AE0729	4	THE INDEPENDENT BANKERSBANK	01/01/2026	305	2,100,000.00	09/25/2013		
TIB									
<b>TOTAL FOR PLEDGED ID hocke</b>									
Pledged: 13						Orig Face: 39,872,500.00	Current Face: 27,929,068.18	Market: 29,288,827.98	Book: 29,732,851.03

The information contained herein, while believed to be reliable, is not guaranteed.  
 For assistance please contact TIG Investment Portfolio (972) 650-6078.

Trusted.



Partner.



**Platinum Bank**  
**Pledge Agreement Summary**  
**As of 09/30/13**

Attn: Denise Bohannon  
 Hockley County  
 202 Houston Street  
 Levelland TX 79326

Pledge Agreement Collateralized by

Account Balance	CD # 8565	\$ 2,057,685.48
	CD # 8567	\$ 2,019,077.66
		\$ 4,076,743.12

Type	Issuer	Cusip Number	Par Amount	Interest Rate	Maturity Date	Current Market Value (as of 9/20/13)
MBS	FINMA	3138E2AJ1	811,984.37	3.500%	1/1/2027	772,767.20
MBS	GMMA	26241L2J4	715,246.54	4.500%	8/15/2026	601,237.73
MBS	GMMA	26241L4J2	1,152,798.99	4.500%	12/20/2031	915,013.72
MUNI	JEFFERSON TX ISD	475214GV8	400,000.00	3.500%	2/15/2030	377,956.00
MUNI	KERRVILLE TX	492422LQ1	225,000.00	2.750%	2/15/2027	208,446.75
MUNI	MAYPEARL TX ISD	578489KT4	500,000.00	3.000%	2/15/2032	449,245.00
MUNI	ROSENBERG TX	777628VC9	595,000.00	4.050%	3/1/2025	615,200.25
MUNI	WEATHERFORD TX	947100MM0	200,000.00	4.125%	3/1/2026	314,556.00
<b>Total Securities Pledged</b>						<b>4,254,422.85</b>

FDIC Coverage	250,000.00
Total Securities Pledged	\$ 4,254,422.85
Excess Coverage	\$ (427,679.63)

**INVESTMENT SECURITIES ARE NOT FDIC INSURED**

**TREASURER'S SEPT 2013 FINANCIAL REPORT**

**HOCKLEY COUNTY Mallet Event Center and Arena  
\$14,515,000 - Bond Issue - 10 Year Repayment  
Fund 065, Series 2009 3.04%**

<b>FYE</b>	<b>Previous Balance Outstanding</b>	<b>Principal Payment Due</b>	<b>Interest Payment Due</b>	<b>Current Balance Outstanding</b>
<b>2010 PD</b>	\$17,636,079.00	\$1,185,000.00	\$312,878.88	\$15,871,600.00
<b>2011 PD</b>	\$15,871,600.00	\$1,255,000.00	\$508,100.00	\$14,108,500.00
<b>2012 PD</b>	\$14,108,500.00	\$1,305,000.00	\$456,900.00	\$12,346,600.00
<b>2013 PD</b>	\$12,346,600.00	\$1,360,000.00	\$403,600.00	\$10,583,000.00
<b>2014</b>	\$10,583,000.00	\$1,415,000.00	\$348,100.00	\$8,819,900.00
<b>2015</b>	\$8,819,900.00	\$1,475,000.00	\$290,300.00	\$7,054,600.00
<b>2016</b>	\$7,054,600.00	\$1,535,000.00	\$230,100.00	\$5,289,500.00
<b>2017</b>	\$5,289,500.00	\$1,595,000.00	\$167,500.00	\$3,527,000.00
<b>2018</b>	\$3,527,000.00	\$1,660,000.00	\$102,400.00	\$1,764,600.00
<b>2019</b>	\$1,764,600.00	\$1,730,000.00	\$34,600.00	\$0.00

\*Principal Payments Due Annually

\*\*Interest Payments are Due Semi-annually

**Treasurer's Monthly Report**  
*Prepared by Denise Bohannon, Hockley County Treasurer*

**CERTIFICATES  
 OF DEPOSIT**

<b>PURCHASE DATE</b>	<b>ACCOUNT</b>	<b>BANK</b>	<b>BEGINNING AMOUNT</b>	<b>MATURITY DATE</b>	<b>INTEREST RATE</b>	<b>INTEREST PAID</b>	<b>MONTH'S INTEREST EARNED</b>	
11/26/2012	011- AdvValorem	Platinum	2,000,000.00	11/26/2014	1.14%	Monthly	1953.72	*567
11/26/2012	011- AdvValorem	Platinum	2,039,072.20	11/26/2013	1.09	Monthly	1903.76	*565
11/28/2011	060-I&S Hosp.Bd.	Aim	36,481.21	11/28/2013	1.00%	Monthly	30.54	*736