

TREASURER'S 1st Qtr. 2019 FINANCIAL REPORT

THE STATE OF TEXAS  
COUNTY OF HOCKLEY  
AFFIDAVIT

The Treasurer's Quarterly Report includes, but is not limited to, money received and disbursed; debts due to (if known) and owed By the county; and all other proceedings in the treasurer's office that pertain to the Financial Standing of Hockley County. {LGC 114.026(a)(b)}

The Treasurer's Books and the Auditor's General Ledger agree. The Bank Statements have been reconciled; any adjustments Have been noted.

The affidavit must state the amount of the cash and other assets that are in the custody of the county treasurer at the time of The examination. {LGC 114.026 (d)} **\$23,356,652.06** Quarter's Ending Balance

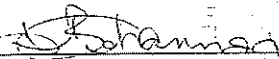
Any interest earned that is posted by financial institutions to our accounts on the last business day of the month is included In the combined statement of receipts and disbursements. **\$132,775.44** Quarter's Interest Earned

The Treasurer's Quarterly Report has been submitted and the Bank Reconciliation is pending review by Auditor. {LGC 114.026(b)}

All investments are in compliance with both the Public Funds Investment Act and the Hockley County Investment Policy. The investment strategy is passive, which maintains a liquid cash flow and safety of the investment as priority. {LGC 2256.023}


Therefore, Denise Bohannon, County Treasurer of Hockley County, Texas, who being fully sworn, upon oath says that the within And foregoing report is true and correct to the best of her knowledge.

Filed with accompanying vouchers this the 30 day of Apr, 2019


  
\_\_\_\_\_  
**Denise Bohannon, Treasurer, Hockley County**


Commissioners' Court having reviewed the Treasurer's Report as presented, having taken reasonable steps to ensure its accuracy and based upon presentations of the Treasurer's Office approve the report, subject to the independent auditor's Review and request that it be filed with the official minutes of this meeting. {LGC 114.026(c)}


In addition, the below signatures affirm that the Treasurer's Report complies with statutes as referenced. {LGC 114.026(d)}


  
\_\_\_\_\_  
Shirley Penné, Auditor, Hockley County / Date

\_\_\_\_\_  
Sharla Baldrige, County Judge

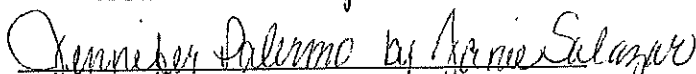
  
\_\_\_\_\_  
Curtis Thrash, Comm. Pct. #1

  
\_\_\_\_\_  
Larry Carter, Comm. Pct. #2

  
\_\_\_\_\_  
Whitey Barnett, Comm. Pct. #3

  
\_\_\_\_\_  
Tommy Cleverger, Comm. Pct. #4

Sworn to & Subscribed to Before Me, by the County Treasurer, the Auditor & Commissioners Court on this 8<sup>th</sup> day of May 2019.

  
\_\_\_\_\_  
Jennifer Palermo, County Clerk

Treasurer's Financial Report  
*Prepared by Denise Bohannon, Hockley County Treasurer*

**SECTION 1 – Cash Flow**

**Pages 1-5** Combined Statement of Cash Receipts and Disbursements  
Includes Interest and Bank Service Charge

**Page 6-12** Bank Collateral  
Pledged Securities the Banks have pledged on behalf of Hockley County

**Page 13** Bond Indebtedness – Mallet Event Center

**Page 14** Certificates of Deposit

**SECTION 2 – Investments Long Term**

Per the Public Funds Investment Act and the Hockley County Investment Policies, the Investments Report is required on a Quarterly Basis. However, in an effort to keep the Commissioners' Court informed *available* information is provided on a Monthly basis.

All investments are in compliance with both the Public Funds Investment Act and the Hockley County Investment Policy. The investment strategy is passive, which maintains a liquid cash flow and safety of the investment as priorities. {GC 2256.023}

---

Investments – Funds are not immediately available – must wait until maturity

DATE 04/29/2019 11:32

COMBINED STATEMENT OF CASH RECEIPTS AND DISBURSEMENTS FROM JANUARY

TO MARCH

GEL103 PAGE

5

ACCOUNT NAME	BEGINNING CASH BALANCE	CASH RECEIPTS	CASH DISBURSEMENTS	ENDING CASH BALANCE
GRAND TOTALS	<u>18,825,917.07</u>	<u>29,325,426.27</u>	<u>24,794,591.28</u>	<u>23,356,652.06</u>

ACCOUNT NAME	BEGINNING CASH BALANCE	CASH RECEIPTS	CASH DISBURSEMENTS	ENDING CASH BALANCE
2019 083 CA THEFT OF SERVICE CASH	5,487.35	1,055.15	1,018.93-	5,523.57
FUND TOTALS	5,487.35	1,055.15	1,018.93-	5,523.57
2019 084 SHERIFF WORK RELEASE PROGRAM CASH	1,946.05	12.82	.00	1,958.87
FUND TOTALS	1,946.05	12.82	.00	1,958.87
2019 085 HOCKLEY CO GRANTS FUND CASH	9,477.37	4,569.52	1,278.82-	12,768.07
FUND TOTALS	9,477.37	4,569.52	1,278.82-	12,768.07
2019 087 HC JUVENILE PROBATION FEES CASH/AIM	16,770.86	291.52	.00	17,062.38
FUND TOTALS	16,770.86	291.52	.00	17,062.38
2019 088 PAYROLL CLEARING ACCOUNT CASH/ASB	2,691.54	1,112,584.33	1,112,316.70-	2,959.17
FUND TOTALS	2,691.54	1,112,584.33	1,112,316.70-	2,959.17
2019 089 SEIZURE PROCEEDS FUND CASH/ASB	39,038.64	5,077.37	.00	44,116.01
FUND TOTALS	39,038.64	5,077.37	.00	44,116.01
2019 090 JUVENILE PROBATION FUND CASH/AIM	53,546.36	54,392.03	26,778.75-	81,159.64
ACCOUNTS RECEIVABLE	97.75-	.00	.00	97.75-
FUND TOTALS	53,448.61	54,392.03	26,778.75-	81,061.89
2019 091 JUVENILE PROBATION RESTITUTION CASH	38,697.00	255.73	.00	38,952.73
FUND TOTALS	38,697.00	255.73	.00	38,952.73
2019 092 HOCKLEY COUNTY COMMUNITY SUPER CASH/ASB	132,346.94	92,417.68	89,314.80-	135,449.82
FUND TOTALS	132,346.94	92,417.68	89,314.80-	135,449.82
2019 093 HOCKLEY COUNTY MEDICAL FUND CASH/ASB	3,454.65	301.75	.00	3,756.40
FUND TOTALS	3,454.65	301.75	.00	3,756.40
2019 094 COUNTY ATTORNEY RESTITUTION CASH/ASB	30,875.43	1,235.93	541.33-	31,570.03
FUND TOTALS	30,875.43	1,235.93	541.33-	31,570.03
2019 095 D A RESTITUTION FUND CASH/ASB	5,136.55	33.90	.00	5,170.45
FUND TOTALS	5,136.55	33.90	.00	5,170.45
2019 096 CA/DA PRE-TRIAL DIVERSION FUND CASH	115,726.65	2,272.85	5,137.58-	112,861.92
FUND TOTALS	115,726.65	2,272.85	5,137.58-	112,861.92
2019 098 CLEARING FUND CASH	.09	4,231,190.78	4,231,190.78-	.09
FUND TOTALS	.09	4,231,190.78	4,231,190.78-	.09

ACCOUNT NAME	BEGINNING CASH BALANCE	CASH RECEIPTS	CASH DISBURSEMENTS	ENDING CASH BALANCE
2019 054 JUSTICE OF PEACE #4	1,713.85	8,997.40	8,123.30	2,587.95
CASH	1,713.85	8,997.40	8,123.30	2,587.95
FUND TOTALS	1,713.85	8,997.40	8,123.30	2,587.95
2019 055 JUSTICE OF PEACE #5	10,061.29	67,739.63	57,407.45	20,393.47
CASH	10,061.29	67,739.63	57,407.45	20,393.47
FUND TOTALS	10,061.29	67,739.63	57,407.45	20,393.47
2019 056 SHERIFF FEE ACCOUNT	1.50	.00	.00	1.50
CASH	1.50	.00	.00	1.50
FUND TOTALS	1.50	.00	.00	1.50
2019 057 SO DONATIONS FUND	2,236.99	14.73	.00	2,251.72
CASH/ASB	2,236.99	14.73	.00	2,251.72
FUND TOTALS	2,236.99	14.73	.00	2,251.72
2019 060 I&S FUND: '88 HOSPITAL BOND	745.66	252.90	.00	998.56
CASH/ASB	745.66	252.90	.00	998.56
TODA - CD BALANCE	37,728.69	.00	.00	37,728.69
FUND TOTALS	38,474.35	252.90	.00	38,727.25
2019 065 MREC INTEREST & SINKING FUND	.00	.00	.00	.00
CASH	.00	.00	.00	.00
BUSINESS ELITE SAVINGS ACCT	99,173.18	1,731,246.41	1,764,600.00	65,819.59
TDOA - INVESTMENT BALANCE	.00	.00	.00	.00
FUND TOTALS	99,173.18	1,731,246.41	1,764,600.00	65,819.59
2019 070 PERMANENT IMPROVEMENT FUND	1,201,525.57	7,912.89	.00	1,209,438.46
CASH/ASB	1,201,525.57	7,912.89	.00	1,209,438.46
FUND TOTALS	1,201,525.57	7,912.89	.00	1,209,438.46
2019 071 HOCKLEY CO ROAD BOND FUND	22,141.71	146.36	.00	22,288.07
CASH/AIM	22,141.71	146.36	.00	22,288.07
TDOA/ASB	.00	.00	.00	.00
FUND TOTALS	22,141.71	146.36	.00	22,288.07
2019 072 MALLETT OPERATING FUND	549,907.57	90,543.67	270,534.57	369,916.67
CASH/AIM	549,907.57	90,543.67	270,534.57	369,916.67
FUND TOTALS	549,907.57	90,543.67	270,534.57	369,916.67
2019 079 DA FEDERAL FORFEITED FUNDS	22,231.45	111.72	10,612.19	11,730.98
CASH	22,231.45	111.72	10,612.19	11,730.98
FUND TOTALS	22,231.45	111.72	10,612.19	11,730.98
2019 080 FM & LR FUND	4,688.53	30.95	.00	4,719.48
CASH/AIM	4,688.53	30.95	.00	4,719.48
FUND TOTALS	4,688.53	30.95	.00	4,719.48
2019 081 DA TRUST ACCOUNT	8,855.54	9,335.81	9,335.81	8,855.54
CASH/AIM	8,855.54	9,335.81	9,335.81	8,855.54
FUND TOTALS	8,855.54	9,335.81	9,335.81	8,855.54
2019 082 DA FORFEITURE FUND	18,053.62	119.28	.00	18,172.90
CASH	18,053.62	119.28	.00	18,172.90
FUND TOTALS	18,053.62	119.28	.00	18,172.90

ACCOUNT NAME	BEGINNING CASH BALANCE	CASH RECEIPTS	CASH DISBURSEMENTS	ENDING CASH BALANCE
2019 030 LAW LIBRARY FUND	16,831.78	790.20	660.00-	16,961.98
CASH/AIM	16,831.78	790.20	660.00-	16,961.98
FUND TOTALS	16,831.78	790.20	660.00-	16,961.98
2019 035 LIBRARY FUND	43,514.85	209,904.71	58,734.71-	194,684.85
CASH/AIM	43,514.85	209,904.71	58,734.71-	194,684.85
FUND TOTALS	43,514.85	209,904.71	58,734.71-	194,684.85
2019 039 DISTRICT CLERK PRESERVATION	14,135.97	4,982.68	3,847.00-	15,271.65
CASH/AIM	14,135.97	4,982.68	3,847.00-	15,271.65
FUND TOTALS	14,135.97	4,982.68	3,847.00-	15,271.65
2019 040 COUNTY CLERK PRESERVATION FUND	37,766.56	11,130.15	.00	48,896.71
CASH/AIM	37,766.56	11,130.15	.00	48,896.71
TDOA - CD BALANCE - ASB	.00	.00	.00	.00
FUND TOTALS	37,766.56	11,130.15	.00	48,896.71
2019 041 RECORDS MANAGEMENT OFFICER	20,058.35	1,367.37	618.41-	20,807.31
CASH/AIM	20,058.35	1,367.37	618.41-	20,807.31
FUND TOTALS	20,058.35	1,367.37	618.41-	20,807.31
2019 042 R&B EXTRA FEE ACCOUNT	80,784.49	58,300.70	.00	139,085.19
CASH/ASB	80,784.49	58,300.70	.00	139,085.19
FUND TOTALS	80,784.49	58,300.70	.00	139,085.19
2019 043 COURTHOUSE SECURITY FUND	50,124.24	3,431.16	78.00-	53,477.40
CASH/AIM	50,124.24	3,431.16	78.00-	53,477.40
FUND TOTALS	50,124.24	3,431.16	78.00-	53,477.40
2019 044 JUSTICE COURT TECHNOLOGY FUND	41,924.48	2,681.57	3,011.96-	41,594.09
CASH	41,924.48	2,681.57	3,011.96-	41,594.09
FUND TOTALS	41,924.48	2,681.57	3,011.96-	41,594.09
2019 045 SHERIFF CASH BOND ACCOUNT	71,909.42	9,050.00	2,000.00-	78,959.42
CASH	71,909.42	9,050.00	2,000.00-	78,959.42
FUND TOTALS	71,909.42	9,050.00	2,000.00-	78,959.42
2019 046 COUNTY CLERK CASH BOND ACCT	55,385.02	100.00	.00	55,485.02
CASH	55,385.02	100.00	.00	55,485.02
FUND TOTALS	55,385.02	100.00	.00	55,485.02
2019 047 JPS CASH BOND ACCOUNT	4,784.71	600.00	500.00-	4,884.71
CASH	4,784.71	600.00	500.00-	4,884.71
FUND TOTALS	4,784.71	600.00	500.00-	4,884.71
2019 048 COUNTY CLERK	24,171.45	79,329.50	74,406.90-	29,094.05
CASH	24,171.45	79,329.50	74,406.90-	29,094.05
FUND TOTALS	24,171.45	79,329.50	74,406.90-	29,094.05
2019 051 JUSTICE OF PEACE #1	6,495.10	20,680.37	19,863.47-	7,312.00
CASH	6,495.10	20,680.37	19,863.47-	7,312.00
FUND TOTALS	6,495.10	20,680.37	19,863.47-	7,312.00
2019 052 JUSTICE OF PEACE #2	1,031.86	3,316.30	3,405.30-	942.86
CASH	1,031.86	3,316.30	3,405.30-	942.86

ACCOUNT NAME	BEGINNING CASH BALANCE	CASH RECEIPTS	CASH DISBURSEMENTS	ENDING CASH BALANCE
2019 010 GENERAL FUND	6,323,252.43	1,285,605.95	4,276,373.63	3,332,484.75
CASH/AIM	.00	.00	.00	.00
AUDIT CASH ON HAND	.00	.00	.00	.00
TDOA/CD/ASB	.00	.00	.00	.00
FUND TOTALS	6,323,252.43	1,285,605.95	4,276,373.63	3,332,484.75
2019 011 AD VALOREM TAX ACCOUNT	108,500.65	1,221,320.36	1,220,600.00	109,221.01
CASH/AIM	2,510,905.83	9,453,207.64	9,095,600.00	2,868,513.47
CASH/TO AD VAL EXCESS	.00	.00	.00	.00
CASH/BE SAVINGS	4,097,875.35	7,021,680.22	.00	11,119,555.57
TDOA - CD/AIM BANK	.00	.00	.00	.00
TDOA - CD/ PLAT	6,717,281.83	17,696,208.22	10,316,200.00	14,097,290.05
FUND TOTALS	1,083,361.59	1,145,824.80	1,483,517.48	745,668.91
2019 012 OFFICERS SALARY FUND	1,083,361.59	.00	.00	.00
CASH/AIM	.00	.00	.00	.00
AUDIT CASH ON HAND	1,083,361.59	1,145,824.80	1,483,517.48	745,668.91
FUND TOTALS	1,083,361.59	1,145,824.80	1,483,517.48	745,668.91
2019 013 AUTO REGISTRATION FUND	33,722.74	332,942.10	.00	366,664.84
CASH/AIM	33,722.74	332,942.10	.00	366,664.84
FUND TOTALS	33,722.74	332,942.10	.00	366,664.84
2019 014 INDIGENT HEALTH CARE FUND	107,376.24	101,162.42	36,701.49	171,837.17
CASH/AIM	107,376.24	101,162.42	36,701.49	171,837.17
FUND TOTALS	107,376.24	101,162.42	36,701.49	171,837.17
2019 016 HOCKEY COUNTY: JEOSE FUND	26,486.91	3,146.48	.00	29,633.39
CASH/AIM	26,486.91	3,146.48	.00	29,633.39
FUND TOTALS	26,486.91	3,146.48	.00	29,633.39
2019 017 JURY FUND	7,879.71	286,602.85	140,113.69	154,368.87
CASH/AIM	7,879.71	286,602.85	140,113.69	154,368.87
AUDIT CASH ON HAND	.00	.00	.00	.00
FUND TOTALS	7,879.71	286,602.85	140,113.69	154,368.87
2019 021 ROAD & BRIDGE #1	2,046.91	301,336.28	159,012.50	144,370.69
CASH/AIM	67,384.11	.00	.00	67,384.11
CASH/LAT1 AIM	69,431.02	301,336.28	159,012.50	211,758.80
FUND TOTALS	2,046.91	301,336.28	159,012.50	144,370.69
2019 022 ROAD & BRIDGE #2	271,941.10	14,449.46	164,372.80	122,017.76
CASH/AIM	121,151.87	.00	.00	121,151.87
CASH/LATRD2/AIM	393,092.97	14,449.46	164,372.80	243,169.63
FUND TOTALS	271,941.10	14,449.46	164,372.80	122,017.76
2019 023 ROAD & BRIDGE #3	903,711.98	5,646.04	156,554.65	752,803.37
CASH/ASB	81,938.79	.00	.00	81,938.79
CASH/LATRD3	985,650.77	5,646.04	156,554.65	834,742.16
FUND TOTALS	903,711.98	5,646.04	156,554.65	752,803.37
2019 024 ROAD & BRIDGE #4	89,166.17	301,912.81	283,226.53	107,852.45
CASH/ASB	66,485.38	.00	.00	66,485.38
CASH/LATRD4	155,651.55	301,912.81	283,226.53	174,337.83
FUND TOTALS	89,166.17	301,912.81	283,226.53	107,852.45
2019 025 ROAD & BRIDGE #5	19,548.15	22,781.04	23,201.75	19,127.44
CASH/AIM	19,548.15	22,781.04	23,201.75	19,127.44



Pledge Report

Airbank

Client #: 33584

1/31/2019 4:28:10 PM

Group	CUSIP	Ticket	Mat. Date	Plg Amount	Factor	Mkt Price	Pledged Par	Plg Mkt Val	Plg Book Val
	Description	Intention	Coupon	Location	Factor Date	Price Date			
<b>HOCKC - HOCKLEY COUNTY :</b>									
MBS	31418AF78	1149550	2032-06-01	2,850,000.00	0.2801501500	103.593002	798,427.93	827,115.46	858,527.10
	FNMA Pool #MA1089	AFS	4.00000	TIB	2019-01-01	2019-01-30			
MBS	31419AY35	1149555	2025-01-01	2,100,000.00	0.1748011700	102.750002	367,082.46	377,213.94	386,225.90
	FNMA POOL #AE0729	AFS	4.00000	TIB	2019-01-01	2019-01-30			
MBS	31419KD59	1149557	2040-12-01	6,000,000.00	0.2973987100	102.583002	1,784,392.28	1,837,620.72	1,876,894.81
	FNMA POOL #AE8224	AFS	4.00000	TIB	2019-01-01	2019-01-30			
MBS	3138E4YC9	1149523	2027-02-01	2,222,500.00	0.1664774300	101.848999	369,986.08	376,837.31	389,213.80
	FNMA POOL #AK0706	AFS	3.50000	TIB	2019-01-01	2019-01-30			
MBS	3138E4YC9	1149524	2027-02-01	3,250,000.00	0.1664774300	101.848999	541,051.65	551,055.69	559,033.79
	FNMA POOL #AK0706	AFS	3.50000	TIB	2019-01-01	2019-01-30			
MBS	3138EGSH8	1149525	2026-03-01	2,500,000.00	0.1975149800	103.068002	493,787.45	608,926.98	521,602.51
	FNMA POOL #AL0519	AFS	4.00000	TIB	2019-01-01	2019-01-30			
MBS	31410L169	1149547	2036-09-01	3,000,000.00	0.7735330900	98.759003	2,320,599.27	2,291,800.70	2,335,713.36
	FNMA POOL #890773	HTM	3.00000	TIB	2019-01-01	2019-01-30			
MBS	3140EUEA3	1149539	2030-12-01	1,500,000.00	0.6412673100	100.038002	961,900.97	952,266.51	991,643.88
	FNMA POOL #BC0128	AFS	3.00000	TIB	2019-01-01	2019-01-30			
MBS	3140Q9A60	1149544	2033-05-01	500,000.00	0.9408405300	102.855003	470,420.27	483,850.78	482,588.94
	FNMA POOL #CA1828	HTM	4.00000	TIB	2019-01-01	2019-01-30			
CMB	3137B3NA2	1149502	2023-04-25	2,000,000.00	1.0000000000	101.272789	2,000,000.00	2,025,456.78	2,068,408.49
	FHMS K030 A2	AFS	3.25000	TIB	2019-01-01	2019-01-30			
CMB	3137B4GY6	1149503	2023-05-25	2,860,000.00	1.0000000000	101.547234	2,860,000.00	2,904,250.89	2,963,730.73
	FHMS K032 A2	HTM	3.31000	TIB	2019-01-01	2019-01-30			
CMB	3136AXZB4	1167397	2045-11-25	5,000,000.00	0.8885611400	99.491859	4,442,805.70	4,420,229.98	4,384,476.87
	FNM170B1 NB	HTM	3.00000	TIB	2019-01-01	2019-01-30			
CMB	3136A7203	1149485	2022-04-25	1,742,000.00	0.7832130800	99.001907	1,364,357.19	1,350,739.63	1,392,720.05
	FNA 2012-M9 A2	AFS	2.48200	TIB	2019-01-01	2019-01-30			
MBS	3132J4HC6	1149482	2036-04-01	3,500,000.00	0.6882679700	101.218002	2,408,937.90	2,438,278.81	2,516,931.49
	FHLMC GOLD POOL #G30926	AFS	3.50000	TIB	2019-01-01	2019-01-30			
MBS	3132KF3F7	1149483	2032-07-01	5,000,000.00	0.8292192500	99.878998	4,146,096.25	4,141,079.39	4,236,599.54
	FHLMC GOLD POOL #V61698	HTM	3.00000	TIB	2019-01-01	2019-01-30			
MBS	3132LMBZ8	1149484	2033-09-01	7,175,000.00	0.4999118500	101.710999	3,586,867.52	3,648,238.79	3,710,702.27
	FHLMC GOLD POOL #K91056	HTM	3.50000	TIB	2019-01-01	2019-01-30			





Pledge Report

Almbank

Client #: 33584

1/31/2019 4:28:10 PM

Group	CUSIP Description	Ticket Intention	Mat. Date Coupon	Plg Amount Location	Factor Factor Date	Mkt Price Price Date	Pledged Par	Plg Mkt Val	Plg Book Val
MBS	3128MMSZ7 FHLMC GOLD POOL #G18535	1149479 HTM	2029-12-01 3.50000	4,800,000.00 TIB	0.4105671200 2019-01-01	101.758003 2019-01-30	1,970,722.18	2,005,367.53	2,025,302.00
<b>HOCKE Totals</b>				<b>\$55,989,500.00</b>			<b>\$30,867,446.09</b>	<b>\$31,150,328.89</b>	<b>\$31,710,416.63</b>

# SECURITY PLEDGE/RELEASE REQUEST

Request must be submitted by the BANK, not the PLEDGEE/ENTITY



TO: SAFEKEEPING DEPARTMENT  
 EMAIL: [myportal@mybankersbank.com](mailto:myportal@mybankersbank.com)

## TIB CUSTOMER INFORMATION:

YOUR NAME/TITLE:	Brent Leslie/SVP
PHONE NUMBER:	806-897-4326
BANK NAME/CITY:	AimBank - Littlefield
ACCOUNT#:	1018373

PLEDGEE/ENTITY:	Hockley County	Pledge Code
-----------------	----------------	-------------

(Requests are processed effective the date received unless specified in the special instructions)

### CHECK ONE

PLEDGE	RELEASE	TIB RECEIPT#	CUSIP	*ORIG PAR VALUE
<input type="checkbox"/>	<input checked="" type="checkbox"/>	245011088	3140J9UJ8	4,000,000.00
<input type="checkbox"/>	<input checked="" type="checkbox"/>	163007614	3137FBBW5	4,000,000.00
<input type="checkbox"/>	<input checked="" type="checkbox"/>	164046043	3137BFDQ1	3,500,000.00
<input type="checkbox"/>	<input type="checkbox"/>			
<input type="checkbox"/>	<input type="checkbox"/>			
<input type="checkbox"/>	<input type="checkbox"/>			
<input type="checkbox"/>	<input type="checkbox"/>			
<input type="checkbox"/>	<input type="checkbox"/>			
<input type="checkbox"/>	<input type="checkbox"/>			
<input type="checkbox"/>	<input type="checkbox"/>			

\* IF SECURITY IS A MBS POOL/CMO, THE ORIGINAL FACE OF PLEDGE AMOUNT IS REQUIRED.

### SPECIAL INSTRUCTIONS:

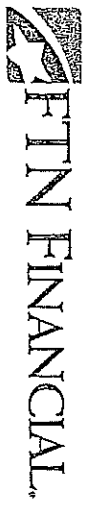
*Shirley Thomas* Auditor

YOUR CUSTOMER/PLEDGEES' SIGNATURE/TITLE (RELEASES ONLY)

*[Signature]*

YOUR SIGNATURE

Thank You for Your Business  
 Toll Free: 866-308-4842  
 Fax: 972-969-1605  
 Email: [Myportal@mybankersbank.com](mailto:Myportal@mybankersbank.com)



Pledge Report

Attn:bank

Client #: 33584

2/26/2019 1:26:00 PM

HOCKC - HOCKLEY COUNTY :

Group	Description	CUSIP	Ticket Intention	Mat. Date	Coupon	Pig Amount	Location	Factor	Factor Date	Mkt Price	Price Date	Pledged Par	Pig Mkt Val	Pig Book Val
MBS	31418A78		1149550	2032-06-01		2,850,000.00	TIB	0.2766086600	2019-02-01	103.610001	2019-02-25	788,328.70	816,787.37	847,325.38
	FNMA Pool #MA1089		AFS	4.00000										
MBS	31419A735		1149555	2026-01-01		2,100,000.00	TIB	0.1675346500	2019-02-01	102.793999	2019-02-25	361,822.77	361,652.69	370,128.34
	FNMA Pool #E0729		AFS	4.00000										
MBS	31419K069		1149557	2040-12-01		6,000,000.00	TIB	0.2966421800	2019-02-01	103.095001	2019-02-25	1,779,253.08	1,834,320.98	1,870,614.88
	FNMA Pool #A6824		AFS	4.00000										
MBS	3138E4Y09		1149523	2027-02-01		2,222,500.00	TIB	0.1594376200	2019-02-01	101.725998	2019-02-25	354,350.11	360,466.19	372,755.16
	FNMA Pool #AK0706		AFS	3.50000										
MBS	3138E4Y09		1149524	2027-02-01		3,250,000.00	TIB	0.1594376200	2019-02-01	101.725998	2019-02-25	518,172.27	527,115.91	544,971.12
	FNMA Pool #AK0706		AFS	3.50000										
MBS	3138EGSH8		1149525	2026-03-01		2,500,000.00	TIB	0.1927514900	2019-02-01	103.142998	2019-02-25	481,878.73	497,024.16	508,786.95
	FNMA Pool #AL0519		AFS	4.00000										
MBS	31410L789		1149547	2036-09-01		3,000,000.00	TIB	0.7566447300	2019-02-01	98.994003	2019-02-25	2,269,934.19	2,247,096.72	2,284,718.30
	FNMA Pool #890773		HTM	3.00000										
MBS	3140EUEA3		1149539	2030-12-01		1,500,000.00	TIB	0.6286078900	2019-02-01	100.101997	2019-02-25	942,911.84	943,873.58	971,926.03
	FNMA Pool #BC0128		AFS	3.00000										
MBS	314009A60		1149544	2033-05-01		500,000.00	TIB	0.9348891800	2019-02-01	103.088997	2019-02-25	467,194.59	481,626.22	479,318.66
	FNMA Pool #CA1828		HTM	4.00000										
MBS	3137B3NA2		1149502	2023-04-25		2,000,000.00	TIB	1.0000000000	2019-02-01	101.719032	2019-02-25	2,000,000.00	2,034,380.64	2,067,071.07
	FHMS K030 A2		AFS	3.25000										
MBS	313784GY6		1149503	2023-05-25		2,860,000.00	TIB	1.0000000000	2019-02-01	101.820511	2019-02-25	2,860,000.00	2,912,066.61	2,961,827.57
	FHMS K032 A2		HTM	3.31000										
MBS	3136AXZB4		1167397	2045-11-25		5,000,000.00	TIB	0.8601909400	2019-02-01	99.576118	2019-02-25	4,400,954.70	4,382,299.85	4,343,433.47
	FNMA17061 NB		HTM	3.00000										
MBS	3136A7ZD3		1149485	2022-04-25		1,742,000.00	TIB	0.7617849300	2019-02-01	99.175592	2019-02-25	1,361,869.35	1,350,639.26	1,389,463.54
	FNA 2012-M9 A2		AFS	2.48200										
MBS	3132L4HC6		1149482	2036-04-01		3,500,000.00	TIB	0.6648696300	2019-02-01	101.271004	2019-02-25	2,397,008.71	2,427,474.78	2,503,956.84
	FHLMC GOLD POOL #G30926		AFS	3.50000										
MBS	3132KRF37		1149483	2032-07-01		5,000,000.00	TIB	0.8144575700	2019-02-01	100.067001	2019-02-25	4,072,287.85	4,075,016.32	4,161,180.01
	FHLMC GOLD POOL #V61698		HTM	3.00000										
MBS	3132LMBZ8		1149484	2033-09-01		7,175,000.00	TIB	0.4973031700	2019-02-01	101.825996	2019-02-25	3,568,150.24	3,633,304.53	3,690,287.59
	FHLMC GOLD POOL #K91056		HTM	3.50000										



Pledge Report

AlmBank

Client #: 33584

2/26/2019 1:26:00 PM

Group	CUSIP	Description	Ticket Intention	Mat Date Coupon	Ply Amount Location	Factor Date	Mkt Price Price Date	Pledged Par	Ply Mkt Val	Ply Book Val
MBS	3128WMSZ7		1149479	2029-12-01	4,800,000.00	0.4064040800	101.999001	1,950,739.58	1,999,734.59	2,004,163.94
	FHLMC GOLD POOL #G18535		HTM	3.50000	TIB	2019-02-01	2019-02-25	\$30,564,856.71	\$30,874,882.70	\$31,371,930.85
HOCCK Totals										

# Pledge Inventory Report

AlmBank  
Littlefield, TX  
FROM 3/1/2019 TO 3/31/2019

Customer ID: 33584  
Report Date: 3/25/2019  
PAS Rep: Tracy Kwiatkowski  
Account Rep: Scott Adams

Cusip	Description	Maturity Date	Intent	S&P	Market Price Dt	Original Face	Book Value
Ticket	Location Code/Name	Group	Coupon	Moody	Maturity (Yr)	Par	Market Value
Pledged: HOCKC - HOCKLEY COUNTY							
3136A72D3	FNA 2012-M9 A2	04/25/2022	AFS	Nr	3/22/2019	1,742,000.00	1,338,272.40
1149485	TIB - The Independent Bankers Bank	CMB	2.48200		3.07	1,311,694.85	1,306,923.81
3137B3NA2	FHMS K030 A2	04/25/2023	AFS	NR	3/22/2019	2,000,000.00	2,085,539.34
1149502	TIB - The Independent Bankers Bank	CMB	3.25000	Aaa	4.07	2,000,000.00	2,047,110.50
3137B4GY6	FHMS K032 A2	05/25/2023	HTM	Nr	3/22/2019	2,860,000.00	2,959,647.81
1149503	TIB - The Independent Bankers Bank	CMB	3.31000		4.15	2,860,000.00	2,938,538.49
3136AXZB4	FNMA17061 NB	11/25/2045	HTM	NA	3/22/2019	5,000,000.00	4,302,575.42
1167397	TIB - The Independent Bankers Bank	CWO	3.00000	Nr	26.67	4,359,199.85	4,388,054.74
3128MMSZ7	FHLMC GOLD POOL #G18	12/01/2029	HTM		3/22/2019	4,800,000.00	1,984,582.50
1149479	TIB - The Independent Bankers Bank	MBS	3.50000		10.68	1,932,213.36	1,980,132.31
3132KF3F7	FHLMC GOLD POOL #V61	07/01/2032	HTM		3/22/2019	5,000,000.00	4,120,393.04
1149483	TIB - The Independent Bankers Bank	MBS	3.00000		13.26	4,033,023.60	4,067,506.07
3132LMBZ8	FHLMC GOLD POOL #K91	09/01/2033	HTM		3/22/2019	7,175,000.00	3,670,694.00
1149484	TIB - The Independent Bankers Bank	MBS	3.50000		14.43	3,550,136.33	3,651,670.26
3138A45N1	FNMA POOL #AH3552	02/01/2026	AFS		3/22/2019	2,100,000.00	367,410.45
1149520	TIB - The Independent Bankers Bank	MBS	3.50000		6.85	351,226.64	359,073.05
3138E4YC9	FNMA POOL #AK0706	02/01/2027	AFS		3/22/2019	2,222,500.00	364,756.10
1149523	TIB - The Independent Bankers Bank	MBS	3.50000		7.85	346,988.83	354,740.56
3138E4YC9	FNMA POOL #AK0706	02/01/2027	AFS		3/22/2019	3,250,000.00	533,277.93
1149524	TIB - The Independent Bankers Bank	MBS	3.50000		7.85	507,407.75	518,743.24
3138EGSH8	FNMA POOL #AL0519	03/01/2026	AFS		3/22/2019	2,500,000.00	485,818.02
1149525	TIB - The Independent Bankers Bank	MBS	4.00000		6.92	469,818.20	486,196.06
3140EUEA3	FNMA POOL #BC0128	12/01/2030	AFS		3/22/2019	1,500,000.00	962,398.13
1149539	TIB - The Independent Bankers Bank	MBS	3.00000		11.68	933,985.13	941,372.95
3140Q9A60	FNMA POOL #CA1828	05/01/2033	HTM		3/22/2019	500,000.00	476,489.17
1149544	TIB - The Independent Bankers Bank	MBS	4.00000		14.10	464,504.01	481,031.06

This report reflects information submitted to us by the customer. It is not intended to be used as the official record of safekeeping location and/or pledged holdings. This information should be provided by the customer's safekeeper.

# Pledge Inventory Report

Airbank  
Littlefield, TX  
FROM 3/1/2019 TO 3/31/2019

Customer ID: 33584  
Report Date: 3/25/2019  
PAS Rep: Tracy Kwiatkowski  
Account Rep: Scott Adams

Cusip Ticket	Description Location Code/Name	Maturity Date Group	Intent Coupon	S&P Moody	Market Price Df Maturity (Yr)	Original Face Par	Book Value Market Value
Pledged: HOCKC - HOCKLEY COUNTY							
31410L769	FNMA POOL #890773	09/01/2036	HTM		3/22/2019	3,000,000.00	2,274,563.75
1149547	TIB - The Independent Bankers Bank	MBS	3,00000		17.44	2,260,024.32	2,268,770.64
31418A778	FNMA Pool #MA1089	06/01/2032	AFS		3/22/2019	2,850,000.00	836,617.13
1149550	TIB - The Independent Bankers Bank	MBS	4,00000		13.18	778,706.98	811,988.93
31419AY35	FNMA POOL #AE0729	01/01/2026	AFS		3/22/2019	2,100,000.00	362,486.76
1149555	TIB - The Independent Bankers Bank	MBS	4,00000		6.76	344,975.17	355,724.59
31419KD69	FNMA POOL #AE8224	12/01/2040	AFS		3/22/2019	6,000,000.00	1,863,474.94
1149557	TIB - The Independent Bankers Bank	MBS	4,00000		21.69	1,773,252.30	1,849,253.95
17	Total Pledged: HOCKC - HOCKLEY COUNTY					54,599,500.00	28,978,996.89
						28,277,157.32	28,804,831.31

This report reflects information submitted to us by the customer. It is not intended to be used as the official record of safekeeping location and/or pledged holdings. This information should be provided by the customer's safekeeper.

TREASURER'S 1st Qtr. 2019 FINANCIAL REPORT

**HOCKLEY COUNTY Mallet Event Center and Arena  
\$14,515,000 - Bond Issue - 10 Year Repayment  
Fund 065, Series 2009 3.04%**

FYE	Previous Balance Outstanding	Principal Payment Due	Interest Payment Due	Current Balance Outstanding
2010	\$17,636,079.00	\$1,185,000.00	\$312,878.88	
PD				\$15,871,600.00
2011	\$15,871,600.00	\$1,255,000.00	\$508,100.00	
PD				\$14,108,500.00
2012	\$14,108,500.00	\$1,305,000.00	\$456,900.00	
PD				\$12,346,600.00
2013	\$12,346,600.00	\$1,360,000.00	\$403,600.00	
PD				\$10,583,000.00
2014	\$10,583,000.00	\$1,415,000.00	\$348,100.00	
PD				\$8,819,900.00
2015	\$8,819,900.00	\$1,475,000.00	\$290,300.00	
PD				\$7,054,600.00
2016	\$7,054,600.00	\$1,535,000.00	\$230,100.00	
PD				\$5,289,500.00
2017	\$5,289,500.00	\$1,595,000.00	\$167,500.00	
PD				\$3,527,000.00
2018	\$3,527,000.00	\$1,660,000.00	\$102,400.00	
PD				\$1,764,600.00
2019	\$1,764,600.00	\$1,730,000.00	\$34,600.00	
PD				\$0.00

\*Principal Payments Due Annually

\*\*Interest Payments are Due Semi-annually

**\*Mallet Event Center & Arena Bond Paid Off**

Treasurer's Financial Report  
 Prepared by Denise Bohannon, Hockley County Treasurer

**CDS**

1st Qtr	Purchase Date	Account	Bank	Beginning Amount	Maturity Date	APR	Interest Paid	Month's Interest Earned	Current Balance
JAN	11/28/2011	060-1&S Hosp. Bd.	Aim	\$36,481.21	11/28/2019	2.66%	Monthly	\$86.92	\$38,561.27
FEB	11/28/2011	060-1&S Hosp. Bd.	Aim	\$36,481.21	11/28/2019	2.66%	Monthly	\$87.11	\$38,648.38
MAR	11/28/2011	060-1&S Hosp. Bd.	Aim	\$36,481.21	11/28/2019	2.66%	Monthly	\$78.87	\$38,727.25
JAN	2/14/2017	011-AdValorem	Aim	4,000,000.00	2/14/2020	1.89%	Monthly	\$6,577.93	\$4,104,328.26
FEB	2/14/2017	011-AdValorem	Aim	4,000,000.00	2/14/2020	1.89%	Monthly	\$6,713.51	\$4,111,041.77
MAR	2/14/2017	011-AdValorem	Aim	4,000,000.00	2/14/2020	2.66%	Monthly	\$8,388.78	\$4,119,430.55
MAR	2/19/2019	011-AdValorem	Aim	3,000,000.00	5/19/2019	2.66%	Monthly	\$8,162.19	\$4,008,162.19
MAR	2/19/2019	011-AdValorem	Aim	4,000,000.00	8/19/2019	2.66%	Monthly	\$6,121.64	\$3,006,121.64
Quarter Investment Totals								\$36,216.95	

