

TREASURER'S NOV 2012 FINANCIAL REPORT

THE STATE OF TEXAS
COUNTY OF HOCKLEY
AFFIDAVIT

The Treasurer's Monthly Report includes, but is not limited to, money received and disbursed; debts due to (if known) and owed by the county; and all other proceedings in the treasurer's office that pertain to the Financial Standing of Hockley County. {LGC 114.026(a)(b)}

The Treasurer's Books and the Auditor's General Ledger agree. The Bank Statements have been reconciled; any adjustments have been noted.

The affidavit must state the amount of the cash and other assets that are in the custody of the county treasurer at the time of the examination. {LGC 114.026 (d)} **\$13,305,751.05 Months Ending Balance**

Any interest earned that is posted by financial institutions to our accounts on the last business day of the month is included in the combined statement of receipts and disbursements with the exception of our Business Savings Accounts. Interest for our Savings Accounts will post the month after each quarter.

The Treasurer's Monthly Report has been submitted and the Bank Reconciliation is pending review by Auditor. {LGC 114.026(b)}

All investments are in compliance with both the Public Funds Investment Act and the Hockley County Investment Policy. The investment strategy is passive, which maintains a liquid cash flow and safety of the investment as priority. {LGC 2256.023}

Therefore, Denise Bohannon, County Treasurer of Hockley County, Texas, who being fully sworn, upon oath says that the within and foregoing report is true and correct to the best of her knowledge.


Filed with accompanying vouchers this the 7 day of Jan, 2013




Denise Bohannon, Treasurer, Hockley County

Commissioners' Court having reviewed the Treasurer's Report as presented, having taken reasonable steps to ensure its accuracy and based upon presentations of the Treasurer's Office approve the report, subject to the independent auditor's review and request that it be filed with the official minutes of this meeting. {LGC 114.026(c)}


In addition, the below signatures affirm that the Treasurer's Report complies with statutes as referenced. {LGC 114.026(d)}




Linda Barnette, Auditor, Hockley County / Date




Larry Sprowls, County Judge




Curtis Thrash, Comm. Pct. #1



Larry Carter, Comm. Pct. #2




Whitey Barnett, Comm. Pct. #3



Tommy Cleyenger, Comm. Pct. #4

Sworn to & Subscribed to Before Me, by the County Treasurer, the Auditor & Commissioners Court on this 7th day of Jan 2012: 2013



Irene Gumula, County Clerk

Treasurer's Monthly Report
Prepared by Denise Bohannon, Hockley County Treasurer

SECTION 1 – Cash Flow

Page 1-5 Combined Statement of Cash Receipts and Disbursements

Pages 6-7 Bank Collateral
Pledged Securities the Banks have pledged on behalf of Hockley County

Page 8 Bond Indebtedness

Page 9 Certificates of Deposit

SECTION 2 – Investments Long Term

Per the Public Funds Investment Act and the Hockley County Investment Policies, the Investments Report is required on a Quarterly Basis. However, in an effort to keep the Commissioners' Court informed *available* Information is provided on a Monthly basis.

All investments are in compliance with both the Public Funds Investment Act and the Hockley County Investment Policy. The investment strategy is passive, which maintains a liquid cash flow and safety of The investment as priorities. {GC 2256.023}

Investments – Funds are not immediately available – must wait until maturity

ACCOUNT NAME	BEGINNING CASH BALANCE	CASH RECEIPTS	CASH DISBURSEMENTS	ENDING CASH BALANCE
2012 010 GENERAL FUND				
CASH/AIM	638,058.77	101,993.31	275,996.44-	464,055.64
TDOA/CD/ASB	.00	.00	.00	.00
FUND TOTALS	638,058.77	101,993.31	275,996.44-	464,055.64
2012 011 AD VALOREM TAX ACCOUNT				
CASH/AIM	349,560.24	287.31	.00	349,847.55
CASH/TO AD VAL EXCESS	783,394.60	955,124.78	.00	1,738,519.38
CERTIFICATE OF DEPOSIT	4,013,386.62	6,710.11	.00	4,020,096.73
TDOA-CD/AIM	.00	.00	.00	.00
TDOA - CD/ ASB	4,036,843.64	2,228.56	.00	4,039,072.20
BUSINESS ELITE SAVINGS ACCOUNT	.00	.00	.00	.00
FUND TOTALS	9,183,185.10	964,350.76	.00	10,147,535.86
2012 012 OFFICERS SALARY FUND				
CASH/AIM	340,649.98	58,417.51	289,826.90-	109,240.59
FUND TOTALS	340,649.98	58,417.51	289,826.90-	109,240.59
2012 013 AUTO REGISTRATION FUND				
CASH/AIM	19,390.65	16.54	.00	19,407.19
FUND TOTALS	19,390.65	16.54	.00	19,407.19
2012 014 INDIGENT HEALTH CARE FUND				
CASH/AIM	96,242.15	82.53	34,403.12-	61,921.56
FUND TOTALS	96,242.15	82.53	34,403.12-	61,921.56
2012 016 HOCKLEY COUNTY: LOOSE FUND				
CASH/AIM	18,994.48	16.21	.00	19,010.69
FUND TOTALS	18,994.48	16.21	.00	19,010.69
2012 017 JURY FUND				
CASH/AIM	48,780.71	1,129.34	32,889.67-	17,020.38
FUND TOTALS	48,780.71	1,129.34	32,889.67-	17,020.38
2012 021 ROAD & BRIDGE #1				
CASH/AIM	251,080.77	230.37	36,969.95-	214,341.19
CASH/LAT1 AIM	35,210.12	.00	.00	35,210.12
FUND TOTALS	286,290.89	230.37	36,969.95-	249,551.31
2012 022 ROAD & BRIDGE #2				
CASH/AIM	280,129.04	257.48	67,356.60-	213,029.92
CASH/LATRD2/AIM	64,697.88	.00	.00	64,697.88
FUND TOTALS	344,826.92	257.48	67,356.60-	277,727.80
2012 023 ROAD & BRIDGE #3				
CASH/ASE	237,735.31	202.44	37,085.12-	200,852.63
CASH/LATRD3	17,784.82	.00	.00	17,784.82
FUND TOTALS	255,520.13	202.44	37,085.12-	218,637.45
2012 024 ROAD & BRIDGE #4				
CASH/ASE	162,575.99	159.32	37,727.42-	125,007.89
CASH/LATRD4	42,331.44	.00	.00	42,331.44
FUND TOTALS	204,907.43	159.32	37,727.42-	167,339.33
2012 025 ROAD & BRIDGE #5				
CASH/AIM	66,631.81	4,218.08	5,028.54-	65,821.35

ACCOUNT NAME FUND TOTALS	BEGINNING CASH BALANCE	CASH RECEIPTS	CASH DISBURSEMENTS	ENDING CASH BALANCE
2012 030 LAW LIBRARY FUND	66,631.81	4,218.08	5,028.54	65,821.35
CASH/AIM	25,737.23	357.14	.00	26,094.37
FUND TOTALS	25,737.23	357.14	.00	26,094.37
2012 035 LIBRARY FUND	53,733.85	923.54	10,247.44	44,409.95
CASH/AIM	53,733.85	923.54	10,247.44	44,409.95
FUND TOTALS	53,733.85	923.54	10,247.44	44,409.95
2012 039 DISTRICT CLERK PRESERVATION	13,430.23	1,698.05	.00	15,128.28
CASH/AIM	13,430.23	1,698.05	.00	15,128.28
FUND TOTALS	13,430.23	1,698.05	.00	15,128.28
2012 040 COUNTY CLERK PRESERVATION FUND	65,198.90	5,480.48	.00	70,679.38
CASH/AIM	65,198.90	5,480.48	.00	70,679.38
TDOA - CD BALANCE - ASB	.00	.00	.00	.00
FUND TOTALS	65,198.90	5,480.48	.00	70,679.38
2012 041 RECORDS MANAGEMENT OFFICER	13,053.11	583.71	171.03	13,465.79
CASH/AIM	13,053.11	583.71	171.03	13,465.79
FUND TOTALS	13,053.11	583.71	171.03	13,465.79
2012 042 R&B EXTRA FEE ACCOUNT	81,360.37	16,991.27	.00	98,351.64
CASH/ASB	81,360.37	16,991.27	.00	98,351.64
FUND TOTALS	81,360.37	16,991.27	.00	98,351.64
2012 043 COURTHOUSE SECURITY FUND	41,652.76	1,768.77	1,303.90	42,117.63
CASH/AIM	41,652.76	1,768.77	1,303.90	42,117.63
FUND TOTALS	41,652.76	1,768.77	1,303.90	42,117.63
2012 044 JUSTICE COURT TECHNOLOGY FUND	48,775.08	1,492.63	3,145.33	47,122.38
CASH	48,775.08	1,492.63	3,145.33	47,122.38
FUND TOTALS	48,775.08	1,492.63	3,145.33	47,122.38
2012 045 SHERIFF CASH BOND ACCOUNT	36,409.42	1,000.00	.00	37,409.42
CASH	36,409.42	1,000.00	.00	37,409.42
FUND TOTALS	36,409.42	1,000.00	.00	37,409.42
2012 046 COUNTY CLERK CASH BOND ACCT	54,619.02	500.00	500.00	54,619.02
CASH	54,619.02	500.00	500.00	54,619.02
FUND TOTALS	54,619.02	500.00	500.00	54,619.02
2012 047 JP5 CASH BOND ACCOUNT	1,122.71	300.00	.00	1,422.71
CASH	1,122.71	300.00	.00	1,422.71
FUND TOTALS	1,122.71	300.00	.00	1,422.71
2012 048 COUNTY CLERK	29,004.01	27,975.94	30,023.01	26,956.94
CASH	29,004.01	27,975.94	30,023.01	26,956.94
FUND TOTALS	29,004.01	27,975.94	30,023.01	26,956.94
2012 050 JUSTICE BENEFIT FUND	33,898.09	28.93	.00	33,927.02
CASH	33,898.09	28.93	.00	33,927.02
FUND TOTALS	33,898.09	28.93	.00	33,927.02
2012 051 JUSTICE OF PEACE #1	6,564.80	7,379.40	5,966.30	7,977.90
CASH	6,564.80	7,379.40	5,966.30	7,977.90

ACCOUNT NAME FUND TOTALS	BEGINNING CASH BALANCE	CASH RECEIPTS	CASH DISBURSEMENTS	ENDING CASH BALANCE
2012 052 JUSTICE OF PEACE #2 CASH FUND TOTALS	2,350.86 2,350.86	.00 .00	1,923.10- 1,923.10-	427.76 427.76
2012 054 JUSTICE OF PEACE #4 CASH FUND TOTALS	1,707.75 1,707.75	1,128.20 1,128.20	1,701.80- 1,701.80-	1,134.15 1,134.15
2012 055 JUSTICE OF PEACE #5 CASH FUND TOTALS	35,090.42 35,090.42	33,001.56 33,001.56	36,283.75- 36,283.75-	31,808.23 31,808.23
2012 056 SHERIFF FEE ACCOUNT CASH FUND TOTALS	749.94 749.94	1,125.63 1,125.63	1,125.00- 1,125.00-	750.57 750.57
2012 057 SO TRAINING DONATIONS FUND CASH/ASB FUND TOTALS	1,956.41 1,956.41	1.66 1.66	.00 .00	1,958.07 1,958.07
2012 060 I&S FUND: '88 HOSPITAL BOND CASH/AIM TODA - CD BALANCE FUND TOTALS	36,817.45 .00 36,817.45	31.27 .00 31.27	.00 .00 .00	36,848.72 .00 36,848.72
2012 065 MPEC INTEREST & SINKING FUND CASH CASH MALLETT I&S TDOA - INVESTMENT BALANCE FUND TOTALS	.00 231,809.12 .00 231,809.12	.00 143,343.26 .00 143,343.26	.00 .00 .00 .00	.00 375,152.38 .00 375,152.38
2012 066 MALLETT CONSTRUCTION FUND CASH BUSINESS ELITE SAVINGS ACCT TDOA - CD FUND TOTALS	.00 .00 .00 .00	.00 .00 .00 .00	.00 .00 .00 .00	.00 .00 .00 .00
2012 070 PERMANENT IMPROVEMENT FUND CASH/ASB FUND TOTALS	202,750.93 202,750.93	156.90 156.90	49,040.00- 49,040.00-	153,867.83 153,867.83
2012 071 HOCKLEY CO ROAD BOND FUND CASH/AIM TDOA/ASB FUND TOTALS	20,667.66 .00 20,667.66	17.63 .00 17.63	.00 .00 .00	20,685.29 .00 20,685.29
2012 072 MALLETT OPERATING FUND CASH/AIM FUND TOTALS	99,425.28 99,425.28	19,311.31 19,311.31	30,463.57- 30,463.57-	88,273.02 88,273.02
2012 080 FM & LR FUND CASH/AIM FUND TOTALS	4,376.84 4,376.84	3.73 3.73	.00 .00	4,380.57 4,380.57
2012 081 DA TRUST ACCOUNT CASH/AIM	10,860.86	4,428.83	4,453.83-	10,835.86

ACCOUNT NAME FUND TOTALS	BEGINNING CASH BALANCE	CASH RECEIPTS	CASH DISBURSEMENTS	ENDING CASH BALANCE
2012 082 DA FORFEITURE FUND	10,860.86	4,428.83	4,453.83-	10,835.86
CASH	25,143.02	20.71	1,353.41-	23,810.32
FUND TOTALS	25,143.02	20.71	1,353.41-	23,810.32
2012 083 CA THEFT OF SERVICE	4,275.41	1,908.36	1,462.66-	4,721.11
CASH	4,275.41	1,908.36	1,462.66-	4,721.11
FUND TOTALS	1,817.06	1.54	.00	1,818.60
2012 084 SHERIFF WORK RELEASE PROGRAM	3,089.29	1.40	3,641.68-	550.99-
CASH	3,089.29	1.40	3,641.68-	550.99-
FUND TOTALS	.00	.00	.00	.00
2012 086 JAG GRANT FUND	.00	.00	.00	.00
CASH	.00	.00	.00	.00
FUND TOTALS	38,109.91	257.69	.00	38,367.60
2012 087 HC JUVENILE PROBATION FEES	38,109.91	257.69	.00	38,367.60
CASH/AIM	38,109.91	257.69	.00	38,367.60
FUND TOTALS	982.96	269,716.74	269,690.07-	1,009.63
2012 088 PAYROLL CLEARING ACCOUNT	982.96	269,716.74	269,690.07-	1,009.63
CASH/ASB	982.96	269,716.74	269,690.07-	1,009.63
FUND TOTALS	9,795.43	8.23	400.00-	9,403.66
2012 089 DA SEIZURE PROCEEDS FUND	9,795.43	8.23	400.00-	9,403.66
CASH/ASB	9,795.43	8.23	400.00-	9,403.66
FUND TOTALS	41,706.96	17,142.73	14,584.92-	44,264.77
2013 090 JUVENILE PROBATION FUND	41,706.96	17,142.73	14,584.92-	44,264.77
CASH/AIM	41,706.96	17,142.73	14,584.92-	44,264.77
FUND TOTALS	10,622.94	209.07	200.00-	10,632.01
2012 091 JUVENILE PROBATION RESTITUTION	10,622.94	209.07	200.00-	10,632.01
CASH	10,622.94	209.07	200.00-	10,632.01
FUND TOTALS	38,930.78	63,645.18	34,312.05-	68,263.91
2013 092 HOCKLEY COUNTY COMMUNITY SUPER	38,930.78	63,645.18	34,312.05-	68,263.91
CASH/ASB	38,930.78	63,645.18	34,312.05-	68,263.91
FUND TOTALS	10,586.06	8.54	660.00-	9,934.60
2012 093 HOCKLEY COUNTY MEDICAL FUND	10,586.06	8.54	660.00-	9,934.60
CASH/ASB	10,586.06	8.54	660.00-	9,934.60
FUND TOTALS	1,111.73	688.45	1,283.74-	516.44
2012 094 COUNTY ATTORNEY RESTITUTION	1,111.73	688.45	1,283.74-	516.44
CASH/ASB	1,111.73	688.45	1,283.74-	516.44
FUND TOTALS	2,826.82	2.41	.00	2,829.23
2012 095 D A RESTITUTION FUND	2,826.82	2.41	.00	2,829.23
CASH/ASB	2,826.82	2.41	.00	2,829.23
FUND TOTALS				

ACCOUNT NAME	BEGINNING CASH BALANCE	CASH RECEIPTS	CASH DISBURSEMENTS	ENDING CASH BALANCE
2012 096 PRE-TRIAL DIVERSION FUND				
CASH	25,791.66	1,864.47	.00	27,656.13
FUND TOTALS	25,791.66	1,864.47	.00	27,656.13
2012 098 CLEARING FUND				
CASH	.00	971,464.55	971,464.55-	.00
FUND TOTALS	.00	971,464.55	971,464.55-	.00
GRAND TOTALS	12,871,392.15	2,727,043.80	2,292,684.90-	13,305,751.05

Investment Portfolio Pledged Securities
 AIM BANK
 LITTLEFIELD, TX

In Trade (Pledged))
 Last: 10/21/2012
 As of: 11/20/2012
 PAID 1010373

Sec ID Loc Ticket	Security Description Line 1 Security Description Line 2	Safeguarding Agent Rate Maturity Cdp	Original Face B & P Par/Curr Face Moody	Prices Pledged	Book Value Market Value
ML0000010: hockc	HOCKLEY COUNTY				
31386325H	FNMA VAL0310	THE INDEPENDENT BANKERS BANK	3,000,000.00	11/20/2012	3,187,445.43
TID 164024807		4 03/01/2020 300	3,017,004.03	08/29/2012	3,205,293.02
314100K10	FNMA P004433	THE INDEPENDENT BANKERS BANK	3,000,000.00	11/20/2012	1,641,780.00
TID 164100K67		5 08/01/2023 305	1,400,000.47	10/10/2010	1,000,100.00
314177VXJ	FNMA H4A003D	THE INDEPENDENT BANKERS BANK	3,000,000.00	11/20/2012	3,207,205.30
TID 100003370		3.5 01/01/2021 300	3,140,000.00	08/20/2011	3,540,007.02
314100L34B	FNMA H407070	THE INDEPENDENT BANKERS BANK	4,175,000.00	11/20/2012	2,142,200.70
TID 164010072		4.5 08/01/2020 300	3,020,335.00	06/20/2011	2,177,654.35
31410AY35	FNMA POOL AC0730	THE INDEPENDENT BANKERS BANK	2,100,000.00	11/20/2012	1,732,297.00
TID 164024825		4 01/01/2020 305	1,500,000.00	08/22/2012	1,734,000.00
31410JQ1	FNMA H4C7700	THE INDEPENDENT BANKERS BANK	3,000,000.00	11/20/2012	1,045,474.01
TID 161038701		3.5 11/01/2020 305	1,040,272.00	08/22/2012	1,050,327.00
TOTAL FOR FLEDSR 10 hockc					
Pledged: B		Orig. Face: 20,420,000.00	Current Face: 12,075,737.85	Market: 13,000,714.28	Book: 13,787,814.77

Federal Home Loan Bank of Credit

19,000,000.00

22,787,814.77

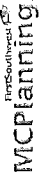




EL CAMPO, TX

Pledge Security Listing

November 30, 2012



ID	CUSTIP	Description	Safekeeping Location	Safekeeping Receipt	Coupon	Maturity Date	Call Date	Moody	S&P	Fitch	FASB115	Face Amount	Current Par	Book Value	Market Value	Gain(Loss)
2532	31417AXG9	FNMA AB4278	FHLB	x	3.00	01/01/2027		AAA	AA+	AAA	HTM	19,964,304	17,001,577.63	17,493,641.22	17,909,462.05	415,820.83
Total for HOCKLEY CTY												17,001,577.63	17,493,641.22	17,909,462.05	415,820.83	

Although the information in this report has been obtained from sources believed to be reliable, its accuracy cannot be guaranteed.

HOCKLEY COUNTY Mallet Event Center and Arena
\$14,515,000 - Bond Issue - 10 Year Repayment
Fund 065, Series 2009 3.04%

FYE	Previous Balance Outstanding	Principal Payment Due	Interest Payment Due	Current Balance Outstanding
2010 PAID	\$17,636,079.00	\$1,185,000.00	\$312,878.88	
			\$266,600.00	\$15,871,600.00
2011 PAID	\$15,871,600.00	\$1,255,000.00	\$508,100.00	
			\$0.00	\$14,108,500.00
2012 PAID	\$14,108,500.00	\$1,305,000.00	\$456,900.00	
				\$12,346,600.00
2013	\$12,346,600.00	\$1,360,000.00	\$403,600.00	
				\$10,583,000.00
2014	\$10,583,000.00	\$1,415,000.00	\$348,100.00	
				\$8,819,900.00
2015	\$8,819,900.00	\$1,475,000.00	\$290,300.00	
				\$7,054,600.00
2016	\$7,054,600.00	\$1,535,000.00	\$230,100.00	
				\$5,289,500.00
2017	\$5,289,500.00	\$1,595,000.00	\$167,500.00	
				\$3,527,000.00
2018	\$3,527,000.00	\$1,660,000.00	\$102,400.00	
				\$1,764,600.00
2019	\$1,764,600.00	\$1,730,000.00	\$34,600.00	
				\$0.00

*Principal Payments Due Annually

**Interest Payments are Due Semi-annually

Certificates of Deposit

Purchase Date	Account	Bank	Beginning Amount	Maturity Date	Interest Rate	Interest Paid	Month's Interest Earned	Interest Date
6/23/2011	011-AdValorem	ASB	4,000,000.00	11/23/2012	0.65%	Monthly	2228.56	11/23/2012
11/28/2011	060-I&S Hosp. Bd	AIM	36,481.21	11/28/2012	1.00%	Monthly	31.27	11/28/2012
6/1/2012	011-AdValorem	AIM	4,000,000.00	6/1/2013	1.00%	Monthly	3408.63	11/1/2012