

TREASURER'S 1st QTR. 2017 FINANCIAL REPORT

THE STATE OF TEXAS
COUNTY OF HOCKLEY
AFFIDAVIT

The Treasurer's Quarterly Report includes, but is not limited to, money received and disbursed; debts due to (if known) and owed By the county; and all other proceedings in the treasurer's office that pertain to the Financial Standing of Hockley County. {LGC 114.026(a)(b)}

The Treasurer's Books and the Auditor's General Ledger agree. The Bank Statements have been reconciled; any adjustments Have been noted.

The affidavit must state the amount of the cash and other assets that are in the custody of the county treasurer at the time of The examination. {LGC 114.026 (d)} **\$23,298,728.93 Months' Ending Balance**

Any interest earned that is posted by financial institutions to our accounts on the last business day of the month is included In the combined statement of receipts and disbursements. **\$40,060.34 Months' Interest Earned**

The Treasurer's Quarterly Report has been submitted and the Bank Reconciliation is pending review by Auditor. {LGC 114.026(b)}

All investments are in compliance with both the Public Funds Investment Act and the Hockley County Investment Policy. The investment strategy is passive, which maintains a liquid cash flow and safety of the investment as priority. {LGC 2256.023}


Therefore, Denise Bohannon, County Treasurer of Hockley County, Texas, who being fully sworn, upon oath says that the within And foregoing report is true and correct to the best of her knowledge.


Filed with accompanying vouchers this the 3 day of July, 2017.



Denise Bohannon, Treasurer, Hockley County


Commissioners' Court having reviewed the Treasurer's Report as presented, having taken reasonable steps to ensure its accuracy and based upon presentations of the Treasurer's Office approve the report, subject to the independent auditor's Review and request that it be filed with the official minutes of this meeting. {LGC 114.026(c)}

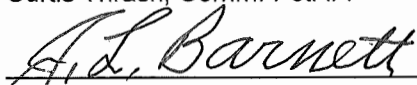
In addition, the below signatures affirm that the Treasurer's Report complies with statutes as referenced. {LGC 114.026(d)}


 6-28-17
Linda Barnette, Auditor, Hockley County / Date

 7-3-17
Sharla Baldridge, County Judge



Curtis Thrash, Comm. Pct. #1


Larry Carter, Comm. Pct. #2


Whitey Barnett, Comm. Pct. #3


Tommy Clevenger, Comm. Pct. #4

Sworn to & Subscribed to Before Me, by the County Treasurer, the Auditor & Commissioners Court on this 3rd day of July, 2017.


Irene Gumula, County Clerk



Treasurer's Financial Report
Prepared by Denise Bohannon, Hockley County Treasurer

SECTION 1 – Cash Flow

Pages 1-5 Combined Statement of Cash Receipts and Disbursements
Includes Interest and Bank Service Charge

Page 6-8 Bank Collateral
Pledged Securities the Banks have pledged on behalf of Hockley County

Page 9 Bond Indebtedness – Mallet Event Center

Page 10 Certificates of Deposit

SECTION 2 – Investments Long Term

Per the Public Funds Investment Act and the Hockley County Investment Policies, the Investments Report Is required on a Quarterly Basis. However, in an effort to keep the Commissioners' Court informed *available* Information is provided on a Monthly basis.

All investments are in compliance with both the Public Funds Investment Act and the Hockley County Investment Policy. The investment strategy is passive, which maintains a liquid cash flow and safety of The investment as priorities. {GC 2256.023}

Investments – Funds are not immediately available – must wait until maturity

ACCOUNT NAME	BEGINNING CASH BALANCE	CASH RECEIPTS	CASH DISBURSEMENTS	ENDING CASH BALANCE
2017 010 GENERAL FUND				
CASH/AIM	8,478,903.77	365,754.57	4,065,531.61-	4,779,126.73
AUDIT CASH ON HAND	.00	.00	.00	.00
TDOA/CD/ASB	.00	.00	.00	.00
FUND TOTALS	<u>8,478,903.77</u>	<u>365,754.57</u>	<u>4,065,531.61-</u>	<u>4,779,126.73</u>
2017 011 AD VALOREM TAX ACCOUNT				
CASH/AIM	2,839,551.26	5,108.89	400,000.00-	2,444,660.15
CASH/TO AD VAL EXCESS	3,240,677.88	8,352,055.76	9,200,000.00-	2,392,733.64
CASH/BE SAVINGS	.00	.00	.00	.00
TDOA - CD/AIM BANK	.00	9,004,909.59	.00	9,004,909.59
TDOA - CD/ PLAT	.00	.00	.00	.00
FUND TOTALS	<u>6,080,229.14</u>	<u>17,362,074.24</u>	<u>9,600,000.00-</u>	<u>13,842,303.38</u>
2017 012 OFFICERS SALARY FUND				
CASH/AIM	866,362.67	1,128,383.59	1,271,296.84-	723,449.42
AUDIT CASH ON HAND	.00	.00	.00	.00
FUND TOTALS	<u>866,362.67</u>	<u>1,128,383.59</u>	<u>1,271,296.84-</u>	<u>723,449.42</u>
2017 013 AUTO REGISTRATION FUND				
CASH/AIM	<u>66,715.59</u>	<u>256,615.75</u>	<u>217.60-</u>	<u>323,113.74</u>
FUND TOTALS	66,715.59	256,615.75	217.60-	323,113.74
2017 014 INDIGENT HEALTH CARE FUND				
CASH/AIM	<u>62,917.02</u>	<u>3,338.90</u>	<u>57,120.61-</u>	<u>9,135.31</u>
FUND TOTALS	62,917.02	3,338.90	57,120.61-	9,135.31
2017 016 HOCKLEY COUNTY: LEOSE FUND				
CASH/AIM	<u>24,428.43</u>	<u>4,961.92</u>	<u>1,984.40-</u>	<u>27,405.95</u>
FUND TOTALS	24,428.43	4,961.92	1,984.40-	27,405.95
2017 017 JURY FUND				
CASH/AIM	176,058.00	9,914.21	111,239.23-	74,732.98
AUDIT CASH ON HAND	.00	.00	.00	.00
FUND TOTALS	<u>176,058.00</u>	<u>9,914.21</u>	<u>111,239.23-</u>	<u>74,732.98</u>
2017 021 ROAD & BRIDGE #1				
CASH/AIM	91,168.79	303,967.18	256,098.09-	139,037.88
CASH/LAT1 AIM	<u>37,935.63</u>	.00	.00	<u>37,935.63</u>
FUND TOTALS	129,104.42	303,967.18	256,098.09-	176,973.51
2017 022 ROAD & BRIDGE #2				
CASH/AIM	338,822.55	28,152.50	216,348.44-	150,626.61
CASH/LATRD2/AIM	<u>91,703.39</u>	.00	.00	<u>91,703.39</u>
FUND TOTALS	430,525.94	28,152.50	216,348.44-	242,330.00
2017 023 ROAD & BRIDGE #3				
CASH/ASB	503,515.75	150,659.74	234,266.79-	419,908.70
CASH/LATRD3	<u>52,490.33</u>	.00	.00	<u>52,490.33</u>
FUND TOTALS	556,006.08	150,659.74	234,266.79-	472,399.03
2017 024 ROAD & BRIDGE #4				
CASH/ASB	161,721.27	240,402.18	328,118.08-	74,005.37
CASH/LATRD4	<u>37,036.93</u>	.00	.00	<u>37,036.93</u>
FUND TOTALS	198,758.20	240,402.18	328,118.08-	111,042.30
2017 025 ROAD & BRIDGE #5				
CASH/AIM	48,549.66	18,719.62	22,499.69-	44,769.59

ACCOUNT NAME	BEGINNING CASH BALANCE	CASH RECEIPTS	CASH DISBURSEMENTS	ENDING CASH BALANCE
AUDIT CASH ON HAND	.00	.00	.00	.00
FUND TOTALS	<u>48,549.66</u>	<u>18,719.62</u>	<u>22,499.69-</u>	<u>44,769.59</u>
2017 030 LAW LIBRARY FUND				
CASH/AIM	<u>22,561.96</u>	<u>665.70</u>	<u>1,038.48-</u>	<u>22,189.18</u>
FUND TOTALS	<u>22,561.96</u>	<u>665.70</u>	<u>1,038.48-</u>	<u>22,189.18</u>
2017 035 LIBRARY FUND				
CASH/AIM	<u>38,762.63</u>	<u>200,964.22</u>	<u>50,918.39-</u>	<u>188,808.46</u>
FUND TOTALS	<u>38,762.63</u>	<u>200,964.22</u>	<u>50,918.39-</u>	<u>188,808.46</u>
2017 039 DISTRICT CLERK PRESERVATION				
CASH/AIM	<u>5,228.63</u>	<u>3,316.90</u>	<u>259.99-</u>	<u>8,285.54</u>
FUND TOTALS	<u>5,228.63</u>	<u>3,316.90</u>	<u>259.99-</u>	<u>8,285.54</u>
2017 040 COUNTY CLERK PRESERVATION FUND				
CASH/AIM	<u>124,319.19</u>	<u>10,065.47</u>	<u>.00</u>	<u>134,384.66</u>
TDOA - CD BALANCE - ASB	<u>.00</u>	<u>.00</u>	<u>.00</u>	<u>.00</u>
FUND TOTALS	<u>124,319.19</u>	<u>10,065.47</u>	<u>.00</u>	<u>134,384.66</u>
2017 041 RECORDS MANAGEMENT OFFICER				
CASH/AIM	<u>14,363.91</u>	<u>1,359.47</u>	<u>3,776.61-</u>	<u>11,946.77</u>
FUND TOTALS	<u>14,363.91</u>	<u>1,359.47</u>	<u>3,776.61-</u>	<u>11,946.77</u>
2017 042 R&B EXTRA FEE ACCOUNT				
CASH/ASB	<u>189,120.65</u>	<u>54,511.75</u>	<u>.00</u>	<u>243,632.40</u>
FUND TOTALS	<u>189,120.65</u>	<u>54,511.75</u>	<u>.00</u>	<u>243,632.40</u>
2017 043 COURTHOUSE SECURITY FUND				
CASH/AIM	<u>22,262.38</u>	<u>3,062.86</u>	<u>222.00-</u>	<u>25,103.24</u>
FUND TOTALS	<u>22,262.38</u>	<u>3,062.86</u>	<u>222.00-</u>	<u>25,103.24</u>
2017 044 JUSTICE COURT TECHNOLOGY FUND				
CASH	<u>37,770.37</u>	<u>2,559.54</u>	<u>2,485.29-</u>	<u>37,844.62</u>
FUND TOTALS	<u>37,770.37</u>	<u>2,559.54</u>	<u>2,485.29-</u>	<u>37,844.62</u>
2017 045 SHERIFF CASH BOND ACCOUNT				
CASH	<u>72,410.42</u>	<u>2,000.00</u>	<u>2,501.00-</u>	<u>71,909.42</u>
FUND TOTALS	<u>72,410.42</u>	<u>2,000.00</u>	<u>2,501.00-</u>	<u>71,909.42</u>
2017 046 COUNTY CLERK CASH BOND ACCT				
CASH	<u>58,301.02</u>	<u>.00</u>	<u>.00</u>	<u>58,301.02</u>
FUND TOTALS	<u>58,301.02</u>	<u>.00</u>	<u>.00</u>	<u>58,301.02</u>
2017 047 JP5 CASH BOND ACCOUNT				
CASH	<u>7,234.71</u>	<u>1,000.00</u>	<u>3,200.00-</u>	<u>5,034.71</u>
FUND TOTALS	<u>7,234.71</u>	<u>1,000.00</u>	<u>3,200.00-</u>	<u>5,034.71</u>
2017 048 COUNTY CLERK				
CASH	<u>26,037.43</u>	<u>91,534.42</u>	<u>82,948.37-</u>	<u>34,623.48</u>
FUND TOTALS	<u>26,037.43</u>	<u>91,534.42</u>	<u>82,948.37-</u>	<u>34,623.48</u>
2017 051 JUSTICE OF PEACE #1				
CASH	<u>1,715.20</u>	<u>13,426.20</u>	<u>9,776.90-</u>	<u>5,364.50</u>
FUND TOTALS	<u>1,715.20</u>	<u>13,426.20</u>	<u>9,776.90-</u>	<u>5,364.50</u>
2017 052 JUSTICE OF PEACE #2				
CASH	<u>422.86</u>	<u>2,341.30</u>	<u>1,902.90-</u>	<u>861.26</u>

ACCOUNT NAME	BEGINNING CASH BALANCE	CASH RECEIPTS	CASH DISBURSEMENTS	ENDING CASH BALANCE
FUND TOTALS	422.86	2,341.30	1,902.90-	861.26
2017 054 JUSTICE OF PEACE #4				
CASH	689.95	4,639.57	4,649.47-	680.05
FUND TOTALS	689.95	4,639.57	4,649.47-	680.05
2017 055 JUSTICE OF PEACE #5				
CASH	10,555.98	86,412.75	74,657.28-	22,311.45
FUND TOTALS	10,555.98	86,412.75	74,657.28-	22,311.45
2017 056 SHERIFF FEE ACCOUNT				
CASH	1.50	.00	.00	1.50
FUND TOTALS	1.50	.00	.00	1.50
2017 057 SO TRAINING DONATIONS FUND				
CASH/ASB	2,177.13	4.45	.00	2,181.58
FUND TOTALS	2,177.13	4.45	.00	2,181.58
2017 060 I&S FUND: '88 HOSPITAL BOND				
CASH/ASB	128.31	56.00	.00	184.31
TODA - CD BALANCE	37,709.38	.00	.00	37,709.38
FUND TOTALS	37,837.69	56.00	.00	37,893.69
2017 065 MPEC INTEREST & SINKING FUND				
CASH	.00	.00	.00	.00
BUSINESS ELITE SAVINGS ACCT	249,162.37	1,702,172.90	1,694,700.00-	256,635.27
TDOA - INVESTMENT BALANCE	.00	.00	.00	.00
FUND TOTALS	249,162.37	1,702,172.90	1,694,700.00-	256,635.27
2017 070 PERMANENT IMPROVEMENT FUND				
CASH/ASB	551,009.09	1,101.43	21,022.06-	531,088.46
FUND TOTALS	551,009.09	1,101.43	21,022.06-	531,088.46
2017 071 HOCKLEY CO ROAD BOND FUND				
CASH/AIM	21,399.20	43.89	.00	21,443.09
TDOA/ASB	.00	.00	.00	.00
FUND TOTALS	21,399.20	43.89	.00	21,443.09
2017 072 MALLET OPERATING FUND				
CASH/AIM	474,311.90	90,833.97	257,962.17-	307,183.70
FUND TOTALS	474,311.90	90,833.97	257,962.17-	307,183.70
2017 079 DA FEDERAL FORFEITED FUNDS				
CASH	31,366.93	56.12	3,927.20-	27,495.85
FUND TOTALS	31,366.93	56.12	3,927.20-	27,495.85
2017 080 FM & LR FUND				
CASH/AIM	4,531.45	9.28	.00	4,540.73
FUND TOTALS	4,531.45	9.28	.00	4,540.73
2017 081 DA TRUST ACCOUNT				
CASH/AIM	12,891.38	16,216.83	11,135.42-	17,972.79
FUND TOTALS	12,891.38	16,216.83	11,135.42-	17,972.79
2017 082 DA FORFEITURE FUND				
CASH	17,064.68	407.95	.00	17,472.63
FUND TOTALS	17,064.68	407.95	.00	17,472.63

ACCOUNT NAME	BEGINNING CASH BALANCE	CASH RECEIPTS	CASH DISBURSEMENTS	ENDING CASH BALANCE
2017 083 CA THEFT OF SERVICE				
CASH	<u>5,077.18</u>	<u>4,097.64</u>	<u>3,812.39-</u>	<u>5,362.43</u>
FUND TOTALS	5,077.18	4,097.64	3,812.39-	5,362.43
2017 084 SHERIFF WORK RELEASE PROGRAM				
CASH	<u>1,881.03</u>	<u>3.84</u>	<u>.00</u>	<u>1,884.87</u>
FUND TOTALS	1,881.03	3.84	.00	1,884.87
2017 085 HOCKLEY CO GRANTS FUND				
CASH	<u>11,424.85</u>	<u>151,897.13</u>	<u>151,873.69-</u>	<u>11,448.29</u>
FUND TOTALS	11,424.85	151,897.13	151,873.69-	11,448.29
2017 087 HC JUVENILE PROBATION FEES				
CASH/AIM	<u>14,790.33</u>	<u>30.34</u>	<u>.00</u>	<u>14,820.67</u>
FUND TOTALS	14,790.33	30.34	.00	14,820.67
2017 088 PAYROLL CLEARING ACCOUNT				
CASH/ASB	<u>1,623.25</u>	<u>1,056,733.72</u>	<u>1,056,673.39-</u>	<u>1,683.58</u>
FUND TOTALS	1,623.25	1,056,733.72	1,056,673.39-	1,683.58
2017 089 SEIZURE PROCEEDS FUND				
CASH/ASB	<u>36,594.67</u>	<u>853.23</u>	<u>1,117.14-</u>	<u>36,330.76</u>
FUND TOTALS	36,594.67	853.23	1,117.14-	36,330.76
2017 090 JUVENILE PROBATION FUND				
CASH/AIM	69,843.20	56,319.96	44,029.24-	82,133.92
ACCOUNTS RECEIVABLE	<u>97.75-</u>	<u>.00</u>	<u>.00</u>	<u>97.75-</u>
FUND TOTALS	69,745.45	56,319.96	44,029.24-	82,036.17
2017 091 JUVENILE PROBATION RESTITUTION				
CASH	<u>15,482.48</u>	<u>8,465.30</u>	<u>.00</u>	<u>23,947.78</u>
FUND TOTALS	15,482.48	8,465.30	.00	23,947.78
2017 092 HOCKLEY COUNTY COMMUNITY SUPER				
CASH/ASB	<u>69,550.01</u>	<u>101,222.78</u>	<u>114,672.66-</u>	<u>56,100.13</u>
FUND TOTALS	69,550.01	101,222.78	114,672.66-	56,100.13
2017 093 HOCKLEY COUNTY MEDICAL FUND				
CASH/ASB	<u>5,147.77</u>	<u>361.16</u>	<u>.00</u>	<u>5,508.93</u>
FUND TOTALS	5,147.77	361.16	.00	5,508.93
2017 094 COUNTY ATTORNEY RESTITUTION				
CASH/ASB	<u>21,979.28</u>	<u>1,864.22</u>	<u>537.55-</u>	<u>23,305.95</u>
FUND TOTALS	21,979.28	1,864.22	537.55-	23,305.95
2017 095-D A RESTITUTION FUND				
CASH/ASB	<u>4,943.01</u>	<u>160.16</u>	<u>.00</u>	<u>5,103.17</u>
FUND TOTALS	4,943.01	160.16	.00	5,103.17
2017 096 CA/DA PRE-TRIAL DIVERSION FUND				
CASH	<u>109,072.80</u>	<u>3,732.34</u>	<u>3,581.00-</u>	<u>109,224.14</u>
FUND TOTALS	109,072.80	3,732.34	3,581.00-	109,224.14
2017 098 CLEARING FUND				
CASH	<u>.07</u>	<u>4,077,144.50</u>	<u>4,077,144.50-</u>	<u>.07</u>
FUND TOTALS	.07	4,077,144.50	4,077,144.50-	.07

ACCOUNT NAME	BEGINNING CASH BALANCE	CASH RECEIPTS	CASH DISBURSEMENTS	ENDING CASH BALANCE
GRAND TOTALS	<u>19,519,381.71</u>	<u>27,624,593.69</u>	<u>23,845,246.47-</u>	<u>23,298,728.93</u>

Investment Portfolio Pledged Securities
 AIM BANK
 LITTLEFIELD, TX

InTrader (pledged)
 Last : 12/31/2016
 As-of: 01/31/2017
 2AIM 1018373

Sec ID Loc	Ticket	Security Description Line 1 Security Description Line 2	Safekeeping Agent Rate	Maturity	Grp	Original Face S. & P. Par/Curr Face Moody	Priced Pledged	Book Value Market Value
PLEGGED TO: hockc *HOCKLEY COUNTY								
3128MMSZ7		FHLMC GOLD G18535	THE INDEPENDENT BANKERSBANK			4,800,000.00	01/26/2017	3,214,106.47
TIB	164040305		3.5	12/01/2029	305	3,082,959.84	03/25/2015	3,217,396.47
3132J4HC6		FHLMC #G30926	THE INDEPENDENT BANKERSBANK			3,500,000.00	01/26/2017	3,296,354.47
TIB	163004717		3.5	04/01/2036	305	3,109,474.10	12/01/2016	3,208,150.37
3138E4YC9		FNMA #AK0706	THE INDEPENDENT BANKERSBANK			2,222,500.00	01/26/2017	695,123.15
TIB	164028308		3.5	02/01/2027	305	655,265.05	04/03/2013	682,819.35
3138E4YC9		FNMA #AK0706	THE INDEPENDENT BANKERSBANK			3,250,000.00	01/26/2017	1,016,240.06
TIB	164028413		3.5	02/01/2027	305	958,205.37	01/30/2013	998,498.49
3138EGSH8		FNMA #AL0519	THE INDEPENDENT BANKERSBANK			2,500,000.00	01/26/2017	882,460.23
TIB	164024507		4	03/01/2026	305	826,570.40	05/22/2012	876,153.47
3140EUEA3		FNMA POOL #BC0128	THE INDEPENDENT BANKERSBANK			1,500,000.00	01/26/2017	1,368,303.28
TIB	163004104		3	12/01/2030	305	1,312,944.29	03/28/2016	1,346,527.91
31418AF78		FNMA #MA1089	THE INDEPENDENT BANKERSBANK			2,850,000.00	01/26/2017	1,287,254.62
TIB	164027935		4	06/01/2032	305	1,191,293.93	01/30/2013	1,257,978.32
31418BC61		FNMA #MA1892	THE INDEPENDENT BANKERSBANK			5,300,000.00	01/26/2017	2,877,527.67
TIB	164038302		3	05/01/2024	305	2,804,222.74	01/05/2015	2,877,865.56
31419AY35		FNMA POOL AE0729	THE INDEPENDENT BANKERSBANK			2,100,000.00	01/26/2017	687,607.25
TIB	164024025		4	01/01/2026	305	647,908.61	05/22/2012	678,810.24
728874LG1		PLEASANTON TX ISD BQ	THE INDEPENDENT BANKERSBANK			330,000.00 AAA	01/26/2017	354,494.47
TIB	204064655	GO	3	08/15/2021	400	330,000.00	08/10/2016	345,688.20
3136A72D3		FNA 2012-M9 A2	THE INDEPENDENT BANKERSBANK			1,742,000.00	01/26/2017	1,800,377.88
TIB	158017617		2.482	04/25/2022	800	1,742,000.00	08/10/2016	1,740,798.37
TOTAL FOR PLEDGE ID hockc								
Pledged: 11			Orig Face: 30,094,500.00		Current Face: 16,660,844.33		Market: 17,230,686.75	Book: 17,479,849.55

16,000,000
 33,230,686.75



Investment Portfolio Pledged Securities
 AIM BANK
 LITTLEFIELD, TX

InTrader (pledged)
 Last : 01/31/2017
 As-of: 02/28/2017
 2AIM 1018373

SecID Loc	Ticket	Security Description Line 1 Security Description Line 2	Safeguarding Agent Rate	Maturity	Grp	Original Face S & P Par/Curr Face.Moody	Priced Pledged	Book Value Market Value	
PLEDGED TO: hockc									
*HOCKLEY COUNTY									
3128MMSZ7		FHLMC GOLD G18535	THE INDEPENDENT BANKERSBANK			4,800,000.00	02/27/2017	3,166,445.13	
TIB	164040305			3.5	12/01/2029 305	3,040,159.01	03/25/2015	3,164,811.39	
3132J4HC6		FHLMC #G30926	THE INDEPENDENT BANKERSBANK			3,500,000.00	02/27/2017	3,230,232.75	
TIB	163004717			3.5	04/01/2036 305	3,050,420.84	12/01/2016	3,181,712.48	
3138E4YC9		FNMA #AK0706	THE INDEPENDENT BANKERSBANK			2,222,500.00	02/27/2017	677,943.50	
TIB	164028308			3.5	02/01/2027 305	639,209.54	04/03/2013	668,783.52	
3138E4YC9		FNMA #AK0706	THE INDEPENDENT BANKERSBANK			3,250,000.00	02/27/2017	991,125.08	
TIB	164028413			3.5	02/01/2027 305	934,727.11	01/30/2013	977,973.64	
3138EGSHB		FNMA #AL0519	THE INDEPENDENT BANKERSBANK			2,500,000.00	02/27/2017	867,453.77	
TIB	164024507			4	03/01/2026 305	812,833.93	05/22/2012	865,207.75	
3140EUEA3		FNMA POOL #BC0128	THE INDEPENDENT BANKERSBANK			1,500,000.00	02/27/2017	1,357,996.14	
TIB	163004104			3	12/01/2030 305	1,303,783.07	03/28/2016	1,347,174.52	
31418AF78		FNMA #MA1089	THE INDEPENDENT BANKERSBANK			2,850,000.00	02/27/2017	1,252,031.47	
TIB	164027935			4	06/01/2032 305	1,158,860.22	01/30/2013	1,232,775.58	
31418BC61		FNMA #MA1892	THE INDEPENDENT BANKERSBANK			5,300,000.00	02/27/2017	2,804,034.64	
TIB	164038302			3	05/01/2024 305	2,734,794.70	01/05/2015	2,824,608.89	
31419AY35		FNMA POOL AE0729	THE INDEPENDENT BANKERSBANK			2,100,000.00	02/27/2017	664,065.11	
TIB	164024025			4	01/01/2026 305	625,921.36	05/22/2012	663,334.15	
728874LG1		PLEASANTON TX ISD BQ	THE INDEPENDENT BANKERSBANK			330,000.00 AAA	02/27/2017	354,057.72	
TIB	204064655	GO		3	08/15/2021 400	330,000.00	08/10/2016	348,961.80	
3136A72D3		FNA 2012-MS A2	THE INDEPENDENT BANKERSBANK			1,742,000.00	02/27/2017	1,799,430.11	
TIB	158017617			2.482	04/25/2022 800	1,742,000.00	08/10/2016	1,751,099.16	
TOTAL FOR PLEDGE ID hockc									
Pledged: 11			Orig Face: 30,094,500.00		Current Face: 16,372,709.78		Market: 17,046,442.88		Book: 17,164,815.42

13,666,600
30,046,442.88



Investment Portfolio Pledged Securities
 AIM BANK
 LITTLEFIELD, TX

InTrader (pledged)
 Last: 02/28/2017
 As-of: 03/31/2017
 2AIM 1018373

Sec ID Loc	Ticket	Security Description Line 1 Security Description Line 2	Safekeeping Agent Rate	Maturity	Grp	Original Face S & P Par/Curr Face Moody	Priced Pledged	Book Value Market Value
PLEGDED TO: hockc *HOCKLEY COUNTY								
3128MMSZ7		FHLMC GOLD G18535	THE INDEPENDENT BANKERSBANK			4,800,000.00	03/28/2017	3,117,456.15
TIB	164040305		3.5	12/01/2029	305	2,995,728.14	03/25/2015	3,131,049.67
3132J4HC6		FHLMC #G30926	THE INDEPENDENT BANKERSBANK			3,500,000.00	03/28/2017	3,211,083.72
TIB	163004717		3.5	04/01/2036	305	3,035,511.50	12/01/2016	3,149,309.24
3138E4YC9		FNMA #AK0706	THE INDEPENDENT BANKERSBANK			2,222,500.00	03/28/2017	665,204.82
TIB	164028308		3.5	02/01/2027	305	627,352.21	04/03/2013	654,705.66
3138E4YC9		FNMA #AK0706	THE INDEPENDENT BANKERSBANK			3,250,000.00	03/28/2017	972,502.69
TIB	164028413		3.5	02/01/2027	305	917,387.93	01/30/2013	957,387.35
3138EGSH8		FNMA #AL0519	THE INDEPENDENT BANKERSBANK			2,500,000.00	03/28/2017	853,108.00
TIB	164024507		4	03/01/2026	305	799,710.68	05/22/2012	854,616.94
3140EUEA3		FNMA POOL #BC0128	THE INDEPENDENT BANKERSBANK			1,500,000.00	03/28/2017	1,347,675.38
TIB	163004104		3	12/01/2030	305	1,294,599.84	03/28/2016	1,331,064.95
31410LT69		FNMA #890773	THE INDEPENDENT BANKERSBANK			3,000,000.00	03/28/2017	3,005,111.63
TIB	204074493		3	09/01/2036	305	2,980,559.10	03/21/2017	3,000,214.70
3141BAF78		FNMA #MA1089	THE INDEPENDENT BANKERSBANK			2,850,000.00	03/28/2017	1,235,825.01
TIB	164027935		4	06/01/2032	305	1,144,960.05	01/30/2013	1,212,889.87
31418BC61		FNMA #MA1892	THE INDEPENDENT BANKERSBANK			5,300,000.00	03/28/2017	2,735,163.38
TIB	164038302		3	05/01/2024	305	2,669,698.09	01/05/2015	2,745,030.14
31419AY35		FNMA POOL AE0729	THE INDEPENDENT BANKERSBANK			2,100,000.00	03/28/2017	645,375.92
TIB	164024025		4	01/01/2026	305	608,487.37	05/22/2012	644,407.55
728874LG1		PLEASANTON TX ISD BQ	THE INDEPENDENT BANKERSBANK			330,000.00 AAA	03/28/2017	353,620.49
TIB	204064655	GO	3	08/15/2021	400	330,000.00	08/10/2016	347,938.80
3136A72D3		FNA 2012-M9 A2	THE INDEPENDENT BANKERSBANK			1,742,000.00	03/28/2017	1,798,480.96
TIB	158017817		2.482	04/25/2022	800	1,742,000.00	08/10/2016	1,758,297.63
TOTAL FOR PLEDGE ID hockc								
		Pledged: 12	Orig Face: 33,094,500.00	Current Face: 19,145,994.91	Markot: 19,786,912.50	Book: 19,941,608.15		

7
 26,786,912.50 ✓



TREASURER'S 1st QTR. 2017 FINANCIAL REPORT

**HOCKLEY COUNTY Mallet Event Center and Arena
\$14,515,000 - Bond Issue - 10 Year Repayment
Fund 065, Series 2009 3.04%**

FYE	Previous Balance Outstanding	Principal Payment Due	Interest Payment Due	Current Balance Outstanding
2010	\$17,636,079.00	\$1,185,000.00	\$312,878.88	
PD				\$15,871,600.00
2011	\$15,871,600.00	\$1,255,000.00	\$508,100.00	
PD				\$14,108,500.00
2012	\$14,108,500.00	\$1,305,000.00	\$456,900.00	
PD				\$12,346,600.00
2013	\$12,346,600.00	\$1,360,000.00	\$403,600.00	
PD				\$10,583,000.00
2014	\$10,583,000.00	\$1,415,000.00	\$348,100.00	
PD				\$8,819,900.00
2015	\$8,819,900.00	\$1,475,000.00	\$290,300.00	
PD				\$7,054,600.00
2016	\$7,054,600.00	\$1,535,000.00	\$230,100.00	
PD				\$5,289,500.00
2017	\$5,289,500.00	\$1,595,000.00	\$167,500.00	
				\$3,527,000.00
2018	\$3,527,000.00	\$1,660,000.00	\$102,400.00	
				\$1,764,600.00
2019	\$1,764,600.00	\$1,730,000.00	\$34,600.00	
				\$0.00

*Principal Payments Due Annually
**Interest Payments are Due Semi-annually

Treasurer's Financial Report
 Prepared by Denise Bohannon, Hockley County Treasurer

Certificates of Deposit

	Purchase Date	Account	Bank	Beginning Amount	Maturity Date	Interest Rate	Interest Paid	Month's Interest Earned
JAN	11/28/2011	060-I&S Hosp. Bd.	Aim	\$36,481.21	11/28/2017	0.60%	Monthly	\$19.28
FEB	11/28/2011	060-I&S Hosp. Bd.	Aim	\$36,481.21	11/28/2017	0.60%	Monthly	\$19.29
MAR	11/28/2011	060-I&S Hosp. Bd.	Aim	\$36,481.21	11/28/2017	0.60%	Monthly	\$17.43
MAR	2/14/2017	011-AdValorem	Aim	\$5,000,000.00	8/14/2017	0.60%	Monthly	\$2,301.37
MAR	2/14/2017	011-AdValorem	Aim	4,000,000.00	2/14/2018	0.85%	Monthly	\$2,608.22