

4th TB  
TREASURER'S 3rd QTR. 2017 FINANCIAL REPORT

THE STATE OF TEXAS  
COUNTY OF HOCKLEY  
AFFIDAVIT

The Treasurer's Quarterly Report includes, but is not limited to, money received and disbursed; debts due to (if known) and owed By the county; and all other proceedings in the treasurer's office that pertain to the Financial Standing of Hockley County. {LGC 114.026(a)(b)}

The Treasurer's Books and the Auditor's General Ledger agree. The Bank Statements have been reconciled; any adjustments Have been noted.

The affidavit must state the amount of the cash and other assets that are in the custody of the county treasurer at the time of The examination. {LGC 114.026 (d)} **\$19,738,852.97 Months' Ending Balance**


Any interest earned that is posted by financial institutions to our accounts on the last business day of the month is included In the combined statement of receipts and disbursements. **\$60,244.08 Months' Interest Earned**

The Treasurer's Quarterly Report has been submitted and the Bank Reconciliation is pending review by Auditor. {LGC 114.026(b)}

All investments are in compliance with both the Public Funds Investment Act and the Hockley County Investment Policy. The investment strategy is passive, which maintains a liquid cash flow and safety of the investment as priority. {LGC 2256.023}


Therefore, Denise Bohannon, County Treasurer of Hockley County, Texas, who being fully sworn, upon oath says that the within And foregoing report is true and correct to the best of her knowledge.


Filed with accompanying vouchers this the 19 day of Feb, 2018.

  
Denise Bohannon, Treasurer, Hockley County

Commissioners' Court having reviewed the Treasurer's Report as presented, having taken reasonable steps to ensure its accuracy and based upon presentations of the Treasurer's Office approve the report, subject to the independent auditor's Review and request that it be filed with the official minutes of this meeting. {LGC 114.026(c)}

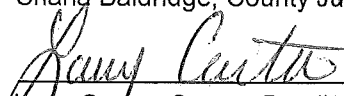
In addition, the below signatures affirm that the Treasurer's Report complies with statutes as referenced. {LGC 114.026(d)}


  
Linda Barnett, Auditor, Hockley County / Date

  
Curtis Thrash, Comm. Pct. #1


  
Whitey Barnett, Comm. Pct. #3


  
Sharla Baldrige, County Judge

  
Larry Carter, Comm. Pct. #2

  
Tommy Clevenger, Comm. Pct. #4

Sworn to & Subscribed to Before Me, by the County Treasurer, the Auditor & Commissioners' Court,  
on this 26th day of Feb. 2017.

  
Irene Gumula, County Clerk



Treasurer's Financial Report  
*Prepared by Denise Bohannon, Hockley County Treasurer*

**SECTION 1 – Cash Flow**

- Pages 1-5** Combined Statement of Cash Receipts and Disbursements  
Includes Interest and Bank Service Charge
- Page 6-8** Bank Collateral  
Pledged Securities the Banks have pledged on behalf of Hockley County
- Page 9** Bond Indebtedness – Mallet Event Center
- Page 10** Certificates of Deposit

**SECTION 2 – Investments Long Term**

Per the Public Funds Investment Act and the Hockley County Investment Policies, the Investments Report Is required on a Quarterly Basis. However, in an effort to keep the Commissioners' Court informed *available* Information is provided on a Monthly basis.

All investments are in compliance with both the Public Funds Investment Act and the Hockley County Investment Policy. The investment strategy is passive, which maintains a liquid cash flow and safety of The investment as priorities. {GC 2256.023}

---

Investments – Funds are not immediately available – must wait until maturity

ACCOUNT NAME	BEGINNING CASH BALANCE	CASH RECEIPTS	CASH DISBURSEMENTS	ENDING CASH BALANCE
GRAND TOTALS	<u>18,397,570.06</u>	<u>15,956,152.89</u>	<u>14,614,869.98-</u>	<u>19,738,852.97</u>

ACCOUNT NAME	BEGINNING CASH BALANCE	CASH RECEIPTS	CASH DISBURSEMENTS	ENDING CASH BALANCE
2017 083 CA THEFT OF SERVICE				
CASH	5,487.82	1,031.49	1,154.00-	5,365.31
FUND TOTALS	5,487.82	1,031.49	1,154.00-	5,365.31
2017 084 SHERIFF WORK RELEASE PROGRAM				
CASH	1,896.61	6.87	.00	1,903.48
FUND TOTALS	1,896.61	6.87	.00	1,903.48
2017 085 HOCKLEY CO GRANTS FUND				
CASH	13,507.45	45.01	2,590.24-	10,962.22
FUND TOTALS	13,507.45	45.01	2,590.24-	10,962.22
2017 087 HC JUVENILE PROBATION FEES				
CASH/AIM	15,304.43	55.69	.00	15,360.12
FUND TOTALS	15,304.43	55.69	.00	15,360.12
2017 088 PAYROLL CLEARING ACCOUNT				
CASH/ASE	1,861.29	844,453.71	844,359.11-	1,955.89
FUND TOTALS	1,861.29	844,453.71	844,359.11-	1,955.89
2017 089 SEIZURE PROCEEDS FUND				
CASH/ASE	30,280.11	110.19	.00	30,390.30
FUND TOTALS	30,280.11	110.19	.00	30,390.30
2018 090 JUVENILE PROBATION FUND				
CASH/AIM	48,388.32	92,728.16	86,555.55-	54,560.93
ACCOUNTS RECEIVABLE	97.75-	.00		97.75-
FUND TOTALS	48,290.57	92,728.16	86,555.55-	54,463.18
2017 091 JUVENILE PROBATION RESTITUTION				
CASH	28,526.91	1,911.80	316.00-	30,122.71
FUND TOTALS	28,526.91	1,911.80	316.00-	30,122.71
2018 092 HOCKLEY COUNTY COMMUNITY SUPER				
CASH/ASE	26,222.51	140,476.18	74,690.45-	92,008.24
FUND TOTALS	26,222.51	140,476.18	74,690.45-	92,008.24
2017 093 HOCKLEY COUNTY MEDICAL FUND				
CASH/ASB	5,421.44	15.87	1,160.00-	4,277.31
FUND TOTALS	5,421.44	15.87	1,160.00-	4,277.31
2017 094 COUNTY ATTORNEY RESTITUTION				
CASH/ASB	25,295.06	1,527.96	535.89-	26,287.13
FUND TOTALS	25,295.06	1,527.96	535.89-	26,287.13
2017 095 D A RESTITUTION FUND				
CASH/ASB	5,074.95	18.44	.00	5,093.39
FUND TOTALS	5,074.95	18.44	.00	5,093.39
2017 096 CA/DA PRE-TRIAL DIVERSION FUND				
CASH	118,296.04	3,625.64	.00	121,921.68
FUND TOTALS	118,296.04	3,625.64	.00	121,921.68
2017 098 CLEARING FUND				
CASH	.09	3,207,672.58	3,207,672.58-	.09
FUND TOTALS	.09	3,207,672.58	3,207,672.58-	.09

ACCOUNT NAME	BEGINNING CASH BALANCE	CASH RECEIPTS	CASH DISBURSEMENTS	ENDING CASH BALANCE
2017 054 JUSTICE OF PEACE #4				
CASH	422.86	1,716.40	1,354.40	784.86
FUND TOTALS				
CASH	1,053.15	6,861.40	6,394.60	1,519.95
FUND TOTALS	1,053.15	6,861.40	6,394.60	1,519.95
2017 055 JUSTICE OF PEACE #5				
CASH	13,848.29	73,649.31	67,648.98	19,848.62
FUND TOTALS	13,848.29	73,649.31	67,648.98	19,848.62
2017 056 SHERIFF FEE ACCOUNT				
CASH	1.50	.00	.00	1.50
FUND TOTALS	1.50	.00	.00	1.50
2017 057 SO TRAINING DONATIONS FUND				
CASH/ASB	2,195.18	5,017.34	.00	7,212.52
FUND TOTALS	2,195.18	5,017.34	.00	7,212.52
2017 060 I&S FUND: '88 HOSPITAL BOND				
CASH/ASB	279.77	66.26	.00	346.03
TODA - CD BALANCE	37,728.69	.00	.00	37,728.69
FUND TOTALS	38,008.46	66.26	.00	38,074.72
2017 065 MPEC INTEREST & SINKING FUND				
CASH	.00	.00	.00	.00
BUSINESS ELITE SAVINGS ACCT	193,493.10	2,719.21	.00	196,212.31
TDOA - INVESTMENT BALANCE	.00	.00	.00	.00
FUND TOTALS	193,493.10	2,719.21	.00	196,212.31
2017 070 PERMANENT IMPROVEMENT FUND				
CASH/ASB	333,612.77	853,744.74	.00	1,187,357.51
FUND TOTALS	333,612.77	853,744.74	.00	1,187,357.51
2017 071 HOCKLEY CO ROAD BOND FUND				
CASH/ATM	21,577.22	78.52	.00	21,655.74
TDOA/ASB	.00	.00	.00	.00
FUND TOTALS	21,577.22	78.52	.00	21,655.74
2017 072 MALLETT OPERATING FUND				
CASH/ATM	593,412.45	111,437.30	178,435.79	526,413.96
FUND TOTALS	593,412.45	111,437.30	178,435.79	526,413.96
2017 079 DA FEDERAL FORFEITED FUNDS				
CASH	27,212.18	98.29	207.72	27,102.75
FUND TOTALS	27,212.18	98.29	207.72	27,102.75
2017 080 FM & LR FUND				
CASH/ATM	4,569.10	16.61	.00	4,585.71
FUND TOTALS	4,569.10	16.61	.00	4,585.71
2017 081 DA TRUST ACCOUNT				
CASH/ATM	11,312.38	17,134.00	17,134.00	11,312.38
FUND TOTALS	11,312.38	17,134.00	17,134.00	11,312.38
2017 082 DA FORFEITURE FUND				
CASH	18,410.57	66.98	.00	18,477.55
FUND TOTALS	18,410.57	66.98	.00	18,477.55

ACCOUNT NAME	BEGINNING CASH BALANCE	CASH RECEIPTS	CASH DISBURSEMENTS	ENDING CASH BALANCE
2017 030 LAW LIBRARY FUND				
AUDIT CASH ON HAND	45,456.21	16,502.42	18,635.69	43,322.94
FUND TOTALS	45,456.21	16,502.42	18,635.69	43,322.94
2017 035 LIBRARY FUND				
CASH/ATM	19,352.15	936.08	2,385.26	17,902.97
CASH/ATM	19,352.15	936.08	2,385.26	17,902.97
FUND TOTALS	19,352.15	936.08	2,385.26	17,902.97
2017 039 DISTRICT CLERK PRESERVATION				
CASH/ATM	87,070.94	922.32	48,375.27	39,617.99
CASH/ATM	87,070.94	922.32	48,375.27	39,617.99
FUND TOTALS	87,070.94	922.32	48,375.27	39,617.99
2017 040 COUNTY CLERK PRESERVATION FUND				
CASH/ATM	9,077.97	1,961.77	.00	11,039.74
CASH/ATM	9,077.97	1,961.77	.00	11,039.74
FUND TOTALS	9,077.97	1,961.77	.00	11,039.74
2017 041 RECORDS MANAGEMENT OFFICER				
CASH/ATM	59,495.90	10,349.11	.00	69,845.01
TDOA - CD BALANCE - ASB	.00	.00	.00	.00
FUND TOTALS	59,495.90	10,349.11	.00	69,845.01
2017 042 R&B EXTRA FEE ACCOUNT				
CASH/ASB	14,557.72	2,378.36	1,123.97	15,812.11
CASH/ASB	14,557.72	2,378.36	1,123.97	15,812.11
FUND TOTALS	14,557.72	2,378.36	1,123.97	15,812.11
2017 043 COURTHOUSE SECURITY FUND				
CASH/ATM	56,015.91	46,849.75	.00	102,865.66
CASH/ASB	56,015.91	46,849.75	.00	102,865.66
FUND TOTALS	56,015.91	46,849.75	.00	102,865.66
2017 044 JUSTICE COURT TECHNOLOGY FUND				
CASH	31,527.71	3,516.94	222.00	34,822.65
CASH	31,527.71	3,516.94	222.00	34,822.65
FUND TOTALS	31,527.71	3,516.94	222.00	34,822.65
2017 045 SHERIFF CASH BOND ACCOUNT				
CASH	39,075.69	2,950.14	2,387.87	39,637.96
CASH	39,075.69	2,950.14	2,387.87	39,637.96
FUND TOTALS	39,075.69	2,950.14	2,387.87	39,637.96
2017 046 COUNTY CLERK CASH BOND ACCT				
CASH	77,409.42	3,000.00	10,500.00	69,909.42
CASH	77,409.42	3,000.00	10,500.00	69,909.42
FUND TOTALS	77,409.42	3,000.00	10,500.00	69,909.42
2017 047 JP5 CASH BOND ACCOUNT				
CASH	57,401.02	100.00	2,616.00	54,885.02
CASH	57,401.02	100.00	2,616.00	54,885.02
FUND TOTALS	57,401.02	100.00	2,616.00	54,885.02
2017 048 COUNTY CLERK				
CASH	4,234.71	.00	.00	4,234.71
CASH	4,234.71	.00	.00	4,234.71
FUND TOTALS	4,234.71	.00	.00	4,234.71
2017 051 JUSTICE OF PEACE #1				
CASH	30,269.03	82,720.66	87,661.02	25,328.67
CASH	30,269.03	82,720.66	87,661.02	25,328.67
FUND TOTALS	30,269.03	82,720.66	87,661.02	25,328.67
2017 052 JUSTICE OF PEACE #2				
CASH	4,958.00	12,870.13	14,226.03	3,602.10
CASH	4,958.00	12,870.13	14,226.03	3,602.10
FUND TOTALS	4,958.00	12,870.13	14,226.03	3,602.10
2017 052 JUSTICE OF PEACE #2				
CASH	422.86	1,716.40	1,354.40	784.86
CASH	422.86	1,716.40	1,354.40	784.86
FUND TOTALS	422.86	1,716.40	1,354.40	784.86

ACCOUNT NAME	BEGINNING CASH BALANCE	CASH RECEIPTS	CASH DISBURSEMENTS	ENDING CASH BALANCE
2017 010 GENERAL FUND				
CASH/AIM	2,585,557.42	5,793,925.96	833,380.25-	7,546,103.13
AUDIT CASH ON HAND	.00	.00	.00	.00
TDOA/CD/ASB	.00	.00	.00	.00
FUND TOTALS	2,585,557.42	5,793,925.96	833,380.25-	7,546,103.13
2017 011 AD VALOREM TAX ACCOUNT				
CASH/AIM	3,933,566.30	61,251.01	3,957,358.00-	37,459.31
CASH/TO AD VAL EXCESS	1,986,213.38	3,569,431.89	3,057,358.00-	2,498,287.27
CASH/BE SAVINGS	.00	.00	.00	.00
TDOA - CD/AIM BANK	4,019,789.76	8,524.68	.00	4,028,314.44
TDOA - CD/ PLAT	.00	.00	.00	.00
FUND TOTALS	9,939,569.44	3,639,207.58	7,014,716.00-	6,564,061.02
2017 012 OFFICERS SALARY FUND				
CASH/AIM	1,984,193.46	180,028.24	1,153,388.13-	1,010,833.57
AUDIT CASH ON HAND	.00	.00	.00	.00
FUND TOTALS	1,984,193.46	180,028.24	1,153,388.13-	1,010,833.57
2017 013 AUTO REGISTRATION FUND				
CASH/AIM	28,214.98	102.67	.00	28,317.65
FUND TOTALS	28,214.98	102.67	.00	28,317.65
2017 014 INDIGENT HEALTH CARE FUND				
CASH/AIM	28,312.31	51,422.19	74,436.49-	5,298.01
FUND TOTALS	28,312.31	51,422.19	74,436.49-	5,298.01
2017 016 HOCKLEY COUNTY: LOOSE FUND				
CASH/AIM	25,188.51	91.67	.00	25,280.18
FUND TOTALS	25,188.51	91.67	.00	25,280.18
2017 017 JURY FUND				
CASH/AIM	136,002.94	4,709.23	129,502.91-	11,209.26
AUDIT CASH ON HAND	.00	.00	.00	.00
FUND TOTALS	136,002.94	4,709.23	129,502.91-	11,209.26
2017 021 ROAD & BRIDGE #1				
CASH/AIM	285,028.13	13,271.03	255,821.11-	42,478.05
CASH/LAT1 AIM	37,935.63	8,602.84	.00	46,538.47
FUND TOTALS	322,963.76	21,873.87	255,821.11-	89,016.52
2017 022 ROAD & BRIDGE #2				
CASH/AIM	438,002.30	23,225.47	155,346.95-	305,880.82
CASH/LATRD2/AIM	91,703.39	8,602.84	.00	100,306.23
FUND TOTALS	529,705.69	31,828.31	155,346.95-	406,187.05
2017 023 ROAD & BRIDGE #3				
CASH/ASB	302,164.37	650,499.54	132,110.48-	820,553.43
CASH/LATRD3	52,490.33	8,602.84	.00	61,093.17
FUND TOTALS	354,654.70	659,102.38	132,110.48-	881,646.60
2017 024 ROAD & BRIDGE #4				
CASH/ASB	305,673.05	13,914.32	187,825.24-	131,762.13
CASH/LATRD4	37,036.93	8,602.84	.00	45,639.77
FUND TOTALS	342,709.98	22,517.16	187,825.24-	177,401.90
2017 025 ROAD & BRIDGE #5				
CASH/AIM	45,456.21	16,502.42	18,635.69-	43,322.94

Investment Portfolio Pledged Securities  
 AIM BANK  
 LITTLEFIELD, TX

InTrader (pledged )  
 Last : 09/30/2017  
 As-of: 10/31/2017  
 2AIM 1018373

Sec ID	Ticket	Security Description Line 1	Security Description Line 2	Safekeeping Agent	Rate	Maturity	Grp	Original Face S & P	Par/Curr Face	Moody	Priced Pledged	Book Value	Market Value
PLEGGED TO: hockc													
*HOCKLEY COUNTY													
3128MMSZ7		FHLMC GOLD G18535		THE INDEPENDENT BANKERSBANK	3.5	12/01/2029	305	4,800,000.00			10/26/2017	2,689,754.38	
TIB	164040305			THE INDEPENDENT BANKERSBANK	3.5	04/01/2036	305	2,598,556.13			03/25/2015	2,707,431.66	
3132J4HC6		FHLMC #G30926		THE INDEPENDENT BANKERSBANK	3.5	09/01/2033	305	3,500,000.00			10/26/2017	2,962,183.67	
TIB	163004717			THE INDEPENDENT BANKERSBANK	3.5	02/01/2027	305	2,815,588.02			12/01/2016	2,920,219.30	
3132LMBZ8		FHLMC #K91056		THE INDEPENDENT BANKERSBANK	3.5	02/01/2027	305	7,175,000.00			10/26/2017	4,591,953.23	
TIB	164046120			THE INDEPENDENT BANKERSBANK	3.5	02/01/2027	305	2,222,500.00			07/12/2017	4,584,851.08	
3138E4YC9		FNMA #AK0706		THE INDEPENDENT BANKERSBANK	3.5	02/01/2027	305	536,606.49			10/26/2017	567,888.62	
TIB	164028308			THE INDEPENDENT BANKERSBANK	3.5	02/01/2027	305	3,250,000.00			04/03/2013	557,066.33	
3138E4YC9		FNMA #AK0706		THE INDEPENDENT BANKERSBANK	3.5	02/01/2027	305	784,688.91			10/26/2017	830,237.21	
TIB	164028413			THE INDEPENDENT BANKERSBANK	3.5	02/01/2027	305	2,500,000.00			01/30/2013	814,607.69	
3138EGSH8		FNMA #AL0519		THE INDEPENDENT BANKERSBANK	4	03/01/2026	305	690,002.58			10/26/2017	734,033.55	
TIB	164024507			THE INDEPENDENT BANKERSBANK	3	12/01/2030	305	1,500,000.00			05/22/2012	725,822.24	
3140EUEA3		FNMA POOL #BC0128		THE INDEPENDENT BANKERSBANK	3	09/01/2036	305	1,180,550.09			10/26/2017	1,224,257.41	
TIB	163004104			THE INDEPENDENT BANKERSBANK	3	09/01/2036	305	3,000,000.00			03/28/2016	1,210,397.78	
31410LT69		FNMA #890773		THE INDEPENDENT BANKERSBANK	3	09/01/2036	305	2,834,034.09			10/26/2017	2,856,026.59	
TIB	204074493			THE INDEPENDENT BANKERSBANK	4	06/01/2032	305	2,850,000.00			03/21/2017	2,862,786.81	
31418AF78		FNMA #MA1089		THE INDEPENDENT BANKERSBANK	4	01/01/2026	305	1,014,450.46			10/26/2017	1,094,499.37	
TIB	164027935			THE INDEPENDENT BANKERSBANK	4	01/01/2026	305	2,100,000.00			01/30/2013	1,074,061.06	
31419AY35		FNMA POOL AE0729		THE INDEPENDENT BANKERSBANK	4	12/01/2040	305	516,247.96			10/26/2017	546,373.14	
TIB	164024025			THE INDEPENDENT BANKERSBANK	4	08/15/2021	400	6,000,000.00			05/22/2012	543,045.98	
31419KD69		FNMA #AE8224		THE INDEPENDENT BANKERSBANK	3	04/25/2022	800	2,122,608.54			10/26/2017	2,247,638.86	
TIB	204076176			THE INDEPENDENT BANKERSBANK	3	04/25/2022	800	330,000.00			08/14/2017	2,248,042.27	
728874L1		PLEASANTON TX ISD BQ		THE INDEPENDENT BANKERSBANK	3	08/15/2021	400	330,000.00			10/26/2017	350,546.51	
TIB	204064655	GO		THE INDEPENDENT BANKERSBANK	2.482			330,000.00			08/10/2016	350,080.50	
3136A72D3		FNA 2012-M9 A2		THE INDEPENDENT BANKERSBANK	2.482			1,742,000.00			10/26/2017	1,645,704.08	
TIB	158017617			THE INDEPENDENT BANKERSBANK	2.482			1,599,966.76			08/10/2016	1,609,566.08	
TOTAL FOR PLEDGE ID hockc												Book: 22,341,096.62	
Pledged: 13												Market: 22,207,978.78	
Orig Face: 40,969,500.00												Current Face: 21,437,773.96	

The information contained herein; while believed to be reliable, is not guaranteed.  
 For assistance please contact TIB Investment Portfolio (866) 308-4842.



Trusted.

Partner.



Investment Portfolio Pledged Securities  
 AIM BANK  
 LITTLEFIELD, TX

InTrader (pledged )  
 Last : 10/31/2017  
 As-of: 11/30/2017  
 2AIM 1018373

Sec ID	Ticket	Security Description Line 1	Security Description Line 2	Safekeeping Agent	Rate	Maturity	Grp	Original Face S & P	Par/Curr Face	Moody	Priced	Book Value
Loc											Pledged	Market Value
PLEGGED TO: hockc *HOCKLEY COUNTY												
3128MMSZ7	TIB	164040305	FHLMC GOLD G18535	THE INDEPENDENT BANKERSBANK	3.5	12/01/2029	305	4,800,000.00			11/27/2017	2,606,489.15
3132J4HC6	TIB	163004717	FHLMC #G30926	THE INDEPENDENT BANKERSBANK	3.5	04/01/2036	305	2,520,282.43			03/25/2015	2,619,672.89
3132LMBZ8	TIB	164046120	FHLMC #K91056	THE INDEPENDENT BANKERSBANK	3.5	09/01/2033	305	3,500,000.00			12/01/2016	2,930,282.24
3138E4YC9	TIB	164028308	FNMA #AK0706	THE INDEPENDENT BANKERSBANK	3.5	02/01/2027	305	2,786,936.39			11/27/2017	2,901,912.45
3138E4YC9	TIB	164028413	FNMA #AK0706	THE INDEPENDENT BANKERSBANK	3.5	02/01/2027	305	4,339,685.67			07/12/2017	4,511,483.42
3138EGSH8	TIB	164024507	FNMA #AL0519	THE INDEPENDENT BANKERSBANK	3.5	02/01/2027	305	2,222,500.00			11/27/2017	4,524,568.30
3140EUEA3	TIB	163004104	FNMA POOL #BC0128	THE INDEPENDENT BANKERSBANK	4	03/01/2026	305	523,949.49			04/03/2013	554,343.31
31410LT69	TIB	204074493	FNMA #890773	THE INDEPENDENT BANKERSBANK	3	12/01/2030	305	3,250,000.00			11/27/2017	543,209.18
31418AF78	TIB	164027935	FNMA #MA1089	THE INDEPENDENT BANKERSBANK	3	09/01/2036	305	766,180.35			01/30/2013	810,435.29
31419AY35	TIB	164024025	FNMA PCOL AE0729	THE INDEPENDENT BANKERSBANK	4	06/01/2032	305	2,500,000.00			11/27/2017	794,344.12
31419KD69	TIB	204076176	FNMA #AE8224	THE INDEPENDENT BANKERSBANK	4	01/01/2026	305	674,993.83			05/22/2012	717,764.76
728874LG1	TIB	204064655	PLEASANTON TX ISD BQ	THE INDEPENDENT BANKERSBANK	4	12/01/2040	305	1,500,000.00			11/27/2017	708,608.03
3136A72D3	TIB	158017617	FNA 2012-M9 A2	THE INDEPENDENT BANKERSBANK	2.482	04/25/2022	800	1,164,046.01			11/27/2017	1,206,365.94
TOTAL FOR PLEDGE ID hockc												
Pledged: 13      Orig Face: 40,969,500.00      Current Face: 21,085,444.89      Market: 21,874,797.27      Book: 21,962,985.23												

The information contained herein, while believed to be reliable, is not guaranteed.  
 For assistance please contact TIB Investment Portfolio (866) 308-4842.



Trusted.

Partner.

**Investment Portfolio Pledged Securities**  
 AIM BANK  
 LITTLEFIELD, TX

In Trader (pledged )  
 Last: 11/30/2017  
 As-of: 12/31/2017  
 2AIM 1018373

Sec ID	Ticket	Security Description Line 1	Security Description Line 2	Safeguarding Agent	Rate	Maturity	Grp	Original Face S & P	Original Face Moody	Priced Pledged	Book Value	Market Value
<b>PLEGGED TO: hockc</b>												
<b>*HOCKLEY COUNTY</b>												
3128MMSZ7		FHLMC GOLD G18535		THE INDEPENDENT BANKERSBANK	3.5	12/01/2029	305	4,800,000.00		12/27/2017	2,574,236.75	
TIB	164040305			THE INDEPENDENT BANKERSBANK	3.5	12/01/2029	305	2,491,129.97		03/25/2015	2,576,669.87	
3132J4HC6		FHLMC #G30926		THE INDEPENDENT BANKERSBANK	3.5	04/01/2036	305	3,500,000.00		12/27/2017	2,911,838.12	
TIB	163004717			THE INDEPENDENT BANKERSBANK	3	07/01/2032	305	2,770,902.89		12/01/2016	2,872,222.92	
3132KF3F7		FHLMC #V61698		THE INDEPENDENT BANKERSBANK	3.5	09/01/2033	305	5,000,000.00		12/27/2017	4,963,277.62	
TIB	163005948			THE INDEPENDENT BANKERSBANK	3.5	09/01/2033	305	4,844,854.35		12/22/2017	4,933,012.82	
3132LMBZ8		FHLMC #K91056		THE INDEPENDENT BANKERSBANK	3.5	02/01/2027	305	7,175,000.00		12/27/2017	4,464,726.81	
TIB	164046120			THE INDEPENDENT BANKERSBANK	3.5	02/01/2027	305	4,296,866.35		07/12/2017	4,459,453.16	
3138E4YC9		FNMA #AK0706		THE INDEPENDENT BANKERSBANK	3.5	02/01/2027	305	2,222,500.00		12/27/2017	537,084.67	
TIB	164028308			THE INDEPENDENT BANKERSBANK	3.5	02/01/2027	305	507,773.55		04/03/2013	523,723.30	
3138E4YC9		FNMA #AK0706		THE INDEPENDENT BANKERSBANK	3.5	02/01/2027	305	3,250,000.00		12/27/2017	785,204.52	
TIB	164028413			THE INDEPENDENT BANKERSBANK	4	03/01/2026	305	742,526.01		01/30/2013	765,849.61	
3138EGSH8		FNMA #AL0519		THE INDEPENDENT BANKERSBANK	3	12/01/2030	305	2,500,000.00		12/27/2017	701,962.62	
TIB	164024507			THE INDEPENDENT BANKERSBANK	3	12/01/2030	305	660,352.13		05/22/2012	691,714.63	
3140EUEA3		FNMA POOL #BC0128		THE INDEPENDENT BANKERSBANK	3	09/01/2036	305	1,500,000.00		12/27/2017	1,192,086.69	
TIB	163004104			THE INDEPENDENT BANKERSBANK	3	09/01/2036	305	1,150,994.82		03/28/2016	1,173,674.36	
31410LT69		FNMA #890773		THE INDEPENDENT BANKERSBANK	4	01/01/2026	305	3,000,000.00		12/27/2017	2,754,921.25	
TIB	204074493			THE INDEPENDENT BANKERSBANK	4	01/01/2026	305	2,734,245.45		03/21/2017	2,770,936.65	
31418AF78		FNMA #MA1089		THE INDEPENDENT BANKERSBANK	4	06/01/2032	305	2,850,000.00		12/27/2017	1,057,836.10	
TIB	164027935			THE INDEPENDENT BANKERSBANK	4	01/01/2026	305	980,880.00		01/30/2013	1,034,420.35	
31419AY35		FNMA POOL AE0729		THE INDEPENDENT BANKERSBANK	4	01/01/2026	305	2,100,000.00		12/27/2017	526,545.15	
TIB	164024025			THE INDEPENDENT BANKERSBANK	4	12/01/2040	305	497,876.27		05/22/2012	518,868.69	
31419KD69		FNMA #AE8224		THE INDEPENDENT BANKERSBANK	4	12/01/2040	305	6,000,000.00		12/27/2017	2,204,638.48	
TIB	204076176			THE INDEPENDENT BANKERSBANK	3	08/15/2021	400	2,085,791.22		08/14/2017	2,200,768.67	
728874LG1		PLEASANTON TX ISD BQ		THE INDEPENDENT BANKERSBANK	3	08/15/2021	400	330,000.00 AAA		12/27/2017	349,663.92	
TIB	204064655	GO		THE INDEPENDENT BANKERSBANK	2.482	04/25/2022	800	330,000.00		08/10/2016	344,407.80	
3136A72D3		FNA 2012-M9 A2		THE INDEPENDENT BANKERSBANK	3.31	05/25/2023	800	1,742,000.00		12/27/2017	1,634,577.13	
TIB	158017617			THE INDEPENDENT BANKERSBANK	3.31	05/25/2023	800	1,590,855.72		08/10/2016	1,589,423.79	
3137B4GY6		FHMS K032 A2 ARM		THE INDEPENDENT BANKERSBANK	3.31	05/25/2023	800	2,860,000.00		12/27/2017	2,989,101.87	
TIB	163005814			THE INDEPENDENT BANKERSBANK	3.31	05/25/2023	800	2,860,000.00		12/22/2017	2,969,301.19	
<b>TOTAL FOR PLEDGE ID hockc</b>											<b>Book: 29,647,701.70</b>	
								<b>Orig Face: 48,829,500.00</b>	<b>Current Face: 28,545,048.73</b>	<b>Market: 29,424,447.87</b>		



Trusted.

Partner.

The information contained herein; while believed to be reliable, is not guaranteed.  
 For assistance please contact TIB Investment Portfolio (866) 308-4842.

TREASURER'S 3rd QTR. 2017 FINANCIAL REPORT

**HOCKLEY COUNTY Mallet Event Center and Arena  
\$14,515,000 - Bond Issue - 10 Year Repayment  
Fund 065, Series 2009 3.04%**

FYE	Previous Balance Outstanding	Principal Payment Due	Interest Payment Due	Current Balance Outstanding
2010	\$17,636,079.00	\$1,185,000.00	\$312,878.88	
PD				\$15,871,600.00
2011	\$15,871,600.00	\$1,255,000.00	\$508,100.00	
PD				\$14,108,500.00
2012	\$14,108,500.00	\$1,305,000.00	\$456,900.00	
PD				\$12,346,600.00
2013	\$12,346,600.00	\$1,360,000.00	\$403,600.00	
PD				\$10,583,000.00
2014	\$10,583,000.00	\$1,415,000.00	\$348,100.00	
PD				\$8,819,900.00
2015	\$8,819,900.00	\$1,475,000.00	\$290,300.00	
PD				\$7,054,600.00
2016	\$7,054,600.00	\$1,535,000.00	\$230,100.00	
PD				\$5,289,500.00
2017	\$5,289,500.00	\$1,595,000.00	\$167,500.00	
PD				\$3,527,000.00
2018	\$3,527,000.00	\$1,660,000.00	\$102,400.00	
				\$1,764,600.00
2019	\$1,764,600.00	\$1,730,000.00	\$34,600.00	
				\$0.00

\*Principal Payments Due Annually  
\*\*Interest Payments are Due Semi-annually

Treasurer's Financial Report  
 Prepared by Denise Bohannon, Hockley County Treasurer

Certificates of Deposit									
	Purchase Date	Account	Bank	Beginning Amount	Maturity Date	Interest Rate	Interest Paid	Month's Interest Earned	
OCT	11/28/2011	060-I&S Hosp. Bd.	Aim	\$36,481.21	11/28/2018	0.60%	Monthly	\$18.74	
NOV	11/28/2011	060-I&S Hosp. Bd.	Aim	\$36,481.21	11/28/2018	0.60%	Monthly	\$19.38	
DEC	11/28/2011	060-I&S Hosp. Bd.	Aim	\$36,481.21	11/28/2018	0.60%	Monthly	\$28.14	
OCT	2/14/2017	011-AdValorem	Aim	4,000,000.00	2/14/2018	0.85%	Monthly	\$2,808.35	
NOV	2/14/2017	011-AdValorem	Aim	4,000,000.00	2/14/2018	0.85%	Monthly	\$2,903.99	
DEC	2/14/2017	011-AdValorem	Aim	4,000,000.00	2/14/2018	0.85%	Monthly	\$2,812.34	