

TREASURER'S AUGUST 2014 FINANCIAL REPORT

THE STATE OF TEXAS
COUNTY OF HOCKLEY
AFFIDAVIT

The Treasurer's Monthly Report includes, but is not limited to, money received and disbursed; debts due to (if known) and owed By the county; and all other proceedings in the treasurer's office that pertain to the Financial Standing of Hockley County. {LGC 114.026(a)(b)}

The Treasurer's Books and the Auditor's General Ledger agree. The Bank Statements have been reconciled; any adjustments Have been noted.

The affidavit must state the amount of the cash and other assets that are in the custody of the county treasurer at the time of The examination. {LGC 114.026 (d)} **\$19,576,956.16 Month Ending Balance**


Any interest earned that is posted by financial institutions to our accounts on the last business day of the month is included In the combined statement of receipts and disbursements. **\$15,401.93 Interest Earned**

The Treasurer's Monthly Report has been submitted and the Bank Reconciliation is pending review by Auditor. {LGC 114.026(b)}

All investments are in compliance with both the Public Funds Investment Act and the Hockley County Investment Policy. The investment strategy is passive, which maintains a liquid cash flow and safety of the investment as priority. {LGC 2256.023}

Therefore, Denise Bohannon, County Treasurer of Hockley County, Texas, who being fully sworn, upon oath says that the within And foregoing report is true and correct to the best of her knowledge.


Filed with accompanying vouchers this the ____ day of ____, 20__.




Denise Bohannon, Treasurer, Hockley County

Commissioners' Court having reviewed the Treasurer's Report as presented, having taken reasonable steps to ensure its accuracy and based upon presentations of the Treasurer's Office approve the report, subject to the independent auditor's Review and request that it be filed with the official minutes of this meeting. {LGC 114.026(c)}


In addition, the below signatures affirm that the Treasurer's Report complies with statutes as referenced. {LGC 114.026(d)}




Linda Barnette, Auditor, Hockley County / Date



Larry Sprowls, County Judge




Curtis Thrash, Comm. Pct. #1



Larry Carter, Comm. Pct. #2



Whitey Barnett, Comm. Pct. #3



Tommy Clevenger, Comm. Pct. #4

Sworn to & Subscribed to Before Me, by the County Treasurer, the Auditor & Commissioners Court on this 20th day of Oct. 2014.



Irene Gumula, County Clerk

Treasurer's Monthly Report
Prepared by Denise Bohannon, Hockley County Treasurer

SECTION 1 – Cash Flow

Pages 1-5 Combined Statement of Cash Receipts and Disbursements
Includes Interest and Bank Service Charge

Pages 6-7 Bank Collateral
Pledged Securities the Banks have pledged on behalf of Hockley County

Page 8 Bond Indebtedness – Mallet Event Center

Page 9 Certificates of Deposit

SECTION 2 – Investments Long Term

Per the Public Funds Investment Act and the Hockley County Investment Policies, the Investments Report is required on a Quarterly Basis. However, in an effort to keep the Commissioners' Court informed *available* information is provided on a Monthly basis.

All investments are in compliance with both the Public Funds Investment Act and the Hockley County Investment Policy. The investment strategy is passive, which maintains a liquid cash flow and safety of the investment as priorities. {GC 2256.023}

Investments – Funds are not immediately available – must wait until maturity

ACCOUNT NAME	BEGINNING CASH BALANCE	CASH RECEIPTS	CASH DISBURSEMENTS	ENDING CASH BALANCE
GRAND TOTALS	<u>20,134,881.76</u>	<u>4,748,605.19</u>	<u>5,306,530.79-</u>	<u>19,576,956.16</u>

ACCOUNT NAME	BEGINNING CASH BALANCE	CASH RECEIPTS	CASH DISBURSEMENTS	ENDING CASH BALANCE
2014 083 CA THEFT OF SERVICE	5,291.02	289.03	969.91-	4,610.14
CASH	5,291.02	289.03	969.91-	4,610.14
FUND TOTALS				
2014 084 SHERIFF WORK RELEASE PROGRAM	1,849.01	1.50	.00	1,850.51
CASH	1,849.01	1.50	.00	1,850.51
FUND TOTALS				
2014 085 HOCKLEY CO GRANTS FUND	8,390.72	1.77	6,203.28-	2,189.21
CASH	8,390.72	1.77	6,203.28-	2,189.21
FUND TOTALS				
2014 087 HC JUVENILE PROBATION FEES	12,080.28	129.59	550.52-	11,659.35
CASH/ATM	12,080.28	129.59	550.52-	11,659.35
FUND TOTALS				
2014 088 PAYROLL CLEARING ACCOUNT	1,207.85	280,669.28	280,684.80-	1,192.33
CASH/ASB	1,207.85	280,669.28	280,684.80-	1,192.33
FUND TOTALS				
2014 089 SEIZURE PROCEEDS FUND	43,005.93	27.83	10,512.00-	32,521.76
CASH/ASB	43,005.93	27.83	10,512.00-	32,521.76
FUND TOTALS				
2014 090 JUVENILE PROBATION FUND	50,691.49	34.06	26,945.50-	23,780.05
CASH/ATM	50,691.49	34.06	26,945.50-	23,780.05
ACCOUNTS RECEIVABLE	97.75-	.00	.00	97.75-
FUND TOTALS	50,593.74	34.06	26,945.50-	23,682.30
2014 091 JUVENILE PROBATION RESTITUTION	10,912.26	99.86	.00	11,012.12
CASH	10,912.26	99.86	.00	11,012.12
FUND TOTALS				
2014 092 HOCKLEY COUNTY COMMUNITY SUPER	71,363.63	28,012.48	36,559.42-	62,816.69
CASH/ASB	71,363.63	28,012.48	36,559.42-	62,816.69
FUND TOTALS				
2014 093 HOCKLEY COUNTY MEDICAL FUND	9,431.00	7.66	.00	9,438.66
CASH/ASB	9,431.00	7.66	.00	9,438.66
FUND TOTALS				
2014 094 COUNTY ATTORNEY RESTITUTION	11,231.81	8.99	181.18-	11,059.62
CASH/ASB	11,231.81	8.99	181.18-	11,059.62
FUND TOTALS				
2014 095 D A RESTITUTION FUND	3,803.07	71.10	.00	3,874.17
CASH/ASB	3,803.07	71.10	.00	3,874.17
FUND TOTALS				
2014 096 CA/DA PRE-TRIAL DIVERSION FUND	55,461.25	1,494.70	.00	56,955.95
CASH	55,461.25	1,494.70	.00	56,955.95
FUND TOTALS				
2014 098 CLEARING FUND	.07	980,285.64	980,285.64-	.07
CASH	.07	980,285.64	980,285.64-	.07
FUND TOTALS				

ACCOUNT NAME	BEGINNING CASH BALANCE	CASH RECEIPTS	CASH DISBURSEMENTS	ENDING CASH BALANCE
2014 054 JUSTICE OF PEACE #4	543.76	22,348.10	376.10	22,515.76
CASH	656.95	739.20	1,138.80	257.35
FUND TOTALS	656.95	739.20	1,138.80	257.35
2014 055 JUSTICE OF PEACE #5	20,196.54	28,852.21	22,522.14	26,526.61
CASH	20,196.54	28,852.21	22,522.14	26,526.61
FUND TOTALS	20,196.54	28,852.21	22,522.14	26,526.61
2014 056 SHERIFF FEE ACCOUNT	1.50	.00	.00	1.50
CASH	1.50	.00	.00	1.50
FUND TOTALS	1.50	.00	.00	1.50
2014 057 SO TRAINING DONATIONS FUND	1,990.81	1.61	.00	1,992.42
CASH/ASB	1,990.81	1.61	.00	1,992.42
FUND TOTALS	1,990.81	1.61	.00	1,992.42
2014 060 I&S FUND: '88 HOSPITAL BOND	37,354.30	17.45	.00	37,371.75
CASH/ASB	37,354.30	17.45	.00	37,371.75
TODA - CD BALANCE	.00	.00	.00	.00
FUND TOTALS	37,354.30	17.45	.00	37,371.75
2014 065 MPRC INTEREST & SINKING FUND	.00	1,003.03	1,003.03	.00
CASH	.00	1,003.03	1,003.03	.00
BUSINESS ELITE SAVINGS ACCT	264,502.95	7,173.41	537.50	271,138.86
TODA - INVESTMENT BALANCE	.00	.00	.00	.00
FUND TOTALS	264,502.95	8,176.44	1,540.53	271,138.86
2014 070 PERMANENT IMPROVEMENT FUND	535,825.97	431.40	10,798.99	525,458.38
CASH/ASB	535,825.97	431.40	10,798.99	525,458.38
FUND TOTALS	535,825.97	431.40	10,798.99	525,458.38
2014 071 HOCKLEY CO ROAD BOND FUND	21,032.90	17.09	.00	21,049.99
CASH/ALM	21,032.90	17.09	.00	21,049.99
TDOA/ASB	.00	.00	.00	.00
FUND TOTALS	21,032.90	17.09	.00	21,049.99
2014 072 MALLET OPERATING FUND	568,655.25	35,011.61	55,871.43	547,795.43
CASH/ALM	568,655.25	35,011.61	55,871.43	547,795.43
FUND TOTALS	568,655.25	35,011.61	55,871.43	547,795.43
2014 079 DA FEDERAL FORFEITED FUNDS	3,473.76	45,565.74	69.24	48,970.26
CASH	3,473.76	45,565.74	69.24	48,970.26
FUND TOTALS	3,473.76	45,565.74	69.24	48,970.26
2014 080 EM & LR FUND	4,454.05	3.61	.00	4,457.66
CASH/ALM	4,454.05	3.61	.00	4,457.66
FUND TOTALS	4,454.05	3.61	.00	4,457.66
2014 081 DA TRUST ACCOUNT	11,440.86	335.00	335.00	11,440.86
CASH/ALM	11,440.86	335.00	335.00	11,440.86
FUND TOTALS	11,440.86	335.00	335.00	11,440.86
2014 082 DA FORFEITURE FUND	13,013.69	10.52	130.00	12,894.21
CASH	13,013.69	10.52	130.00	12,894.21
FUND TOTALS	13,013.69	10.52	130.00	12,894.21

ACCOUNT NAME	BEGINNING CASH BALANCE	CASH RECEIPTS	CASH DISBURSEMENTS	ENDING CASH BALANCE
2014 030 LAW LIBRARY FUND	81,607.32	3,701.63	5,374.47	79,934.48
CASH/AIM	27,738.71	402.69	107.00	28,034.40
FUND TOTALS	27,738.71	402.69	107.00	28,034.40
2014 035 LIBRARY FUND	21,343.63	353.30	18,254.03	3,442.90
CASH/AIM	21,343.63	353.30	18,254.03	3,442.90
FUND TOTALS	21,343.63	353.30	18,254.03	3,442.90
2014 039 DISTRICT CLERK PRESERVATION	31,165.73	202.28	.00	31,368.01
CASH/AIM	31,165.73	202.28	.00	31,368.01
FUND TOTALS	31,165.73	202.28	.00	31,368.01
2014 040 COUNTY CLERK PRESERVATION FUND	114,456.86	4,285.14	.00	118,742.00
CASH/AIM	114,456.86	4,285.14	.00	118,742.00
TPOA - CD BALANCE - ASB	.00	.00	.00	.00
FUND TOTALS	114,456.86	4,285.14	.00	118,742.00
2014 041 RECORDS MANAGEMENT OFFICER	12,338.02	561.77	250.00	12,649.79
CASH/AIM	12,338.02	561.77	250.00	12,649.79
FUND TOTALS	12,338.02	561.77	250.00	12,649.79
2014 042 R&B EXTRA FEE ACCOUNT	113,428.79	19,498.62	.00	132,927.41
CASH/ASB	113,428.79	19,498.62	.00	132,927.41
FUND TOTALS	113,428.79	19,498.62	.00	132,927.41
2014 043 COURTHOUSE SECURITY FUND	7,986.85	1,186.72	422.84	8,750.73
CASH/AIM	7,986.85	1,186.72	422.84	8,750.73
FUND TOTALS	7,986.85	1,186.72	422.84	8,750.73
2014 044 JUSTICE COURT TECHNOLOGY FUND	53,866.88	843.24	861.41	53,848.71
CASH	53,866.88	843.24	861.41	53,848.71
FUND TOTALS	53,866.88	843.24	861.41	53,848.71
2014 045 SHERIFF CASH BOND ACCOUNT	53,409.42	.00	.00	53,409.42
CASH	53,409.42	.00	.00	53,409.42
FUND TOTALS	53,409.42	.00	.00	53,409.42
2014 046 COUNTY CLERK CASH BOND ACCT	60,029.02	.00	.00	60,029.02
CASH	60,029.02	.00	.00	60,029.02
FUND TOTALS	60,029.02	.00	.00	60,029.02
2014 047 JP5 CASH BOND ACCOUNT	3,234.71	.00	500.00	2,734.71
CASH	3,234.71	.00	500.00	2,734.71
FUND TOTALS	3,234.71	.00	500.00	2,734.71
2014 048 COUNTY CLERK	26,902.82	28,086.85	26,851.82	28,137.85
CASH	26,902.82	28,086.85	26,851.82	28,137.85
FUND TOTALS	26,902.82	28,086.85	26,851.82	28,137.85
2014 051 JUSTICE OF PEACE #1	5,558.75	4,632.22	5,035.75	5,155.22
CASH	5,558.75	4,632.22	5,035.75	5,155.22
FUND TOTALS	5,558.75	4,632.22	5,035.75	5,155.22
2014 052 JUSTICE OF PEACE #2	543.76	22,348.10	376.10	22,515.76
CASH	543.76	22,348.10	376.10	22,515.76

ACCOUNT NAME	BEGINNING CASH BALANCE	CASH RECEIPTS	CASH DISBURSEMENTS	TO AUGUST CASH BALANCE	ENDING CASH BALANCE
2014 010 GENERAL FUND	3,372,215.64	127,561.59	231,155.54	3,268,621.69	
CASH/AIM	.00	.00	.00	.00	
AUDIT CASH ON HAND	.00	.00	.00	.00	
TPOA/GD/ASB	.00	.00	.00	.00	
FUND TOTALS	3,372,215.64	127,561.59	231,155.54	3,268,621.69	
2014 011 AD VALOREM TAX ACCOUNT	37,555.08	3,012,029.66	.00	3,049,584.74	
CASH/AIM	2,024,554.36	49,167.73	.00	2,073,722.09	
CASH/TO AD VAL EXCESS	.00	.00	.00	.00	
CASH/BE SAVINGS	6,018,515.98	3,833.72	3,011,174.85	3,011,174.85	
TPOA - CD/AIM BANK	4,114,640.53	3,897.05	.00	4,118,537.58	
TPOA - CD/ PLAF	12,195,265.95	3,068,928.16	3,011,174.85	12,253,019.26	
FUND TOTALS	37,555.08	3,012,029.66	.00	3,049,584.74	
2014 012 OFFICERS SALARY FUND	706,132.65	47,521.07	357,906.71	395,747.01	
CASH/AIM	AUDIT CASH ON HAND	706,132.65	47,521.07	357,906.71	395,747.01
FUND TOTALS	706,132.65	47,521.07	357,906.71	395,747.01	
2014 013 AUTO REGISTRATION FUND	43,468.95	35.27	.00	43,504.22	
CASH/AIM	43,468.95	35.27	.00	43,504.22	
FUND TOTALS	43,468.95	35.27	.00	43,504.22	
2014 014 INDIGENT HEALTH CARE FUND	51,922.28	105.57	2,745.24	49,282.61	
CASH/AIM	51,922.28	105.57	2,745.24	49,282.61	
FUND TOTALS	51,922.28	105.57	2,745.24	49,282.61	
2014 016 HOCKLEY COUNTY: LEOSE FUND	17,666.11	14.35	.00	17,680.46	
CASH/AIM	17,666.11	14.35	.00	17,680.46	
FUND TOTALS	17,666.11	14.35	.00	17,680.46	
2014 017 JURY FUND	85,380.54	4,668.94	24,191.44	65,858.04	
CASH/AIM	85,380.54	4,668.94	24,191.44	65,858.04	
AUDIT CASH ON HAND	.00	.00	.00	.00	
FUND TOTALS	85,380.54	4,668.94	24,191.44	65,858.04	
2014 021 ROAD & BRIDGE #1	286,718.25	214.57	45,741.49	241,191.33	
CASH/AIM	286,718.25	214.57	45,741.49	241,191.33	
CASH/LAT1 AIM	12,122.17	.00	.00	12,122.17	
FUND TOTALS	298,840.42	214.57	45,741.49	253,313.50	
2014 022 ROAD & BRIDGE #2	304,334.59	2,723.28	47,246.29	259,811.58	
CASH/AIM	304,334.59	2,723.28	47,246.29	259,811.58	
CASH/LATRD2/AIM	73,589.93	.00	.00	73,589.93	
FUND TOTALS	377,924.52	2,723.28	47,246.29	333,401.51	
2014 023 ROAD & BRIDGE #3	359,731.10	284.12	47,991.79	312,023.43	
CASH/ASB	359,731.10	284.12	47,991.79	312,023.43	
CASH/LATRD3	26,676.87	.00	.00	26,676.87	
FUND TOTALS	386,407.97	284.12	47,991.79	338,700.30	
2014 024 ROAD & BRIDGE #4	207,600.80	150.34	45,045.64	162,705.50	
CASH/ASB	207,600.80	150.34	45,045.64	162,705.50	
CASH/LATRD4	11,223.49	.00	.00	11,223.49	
FUND TOTALS	218,824.29	150.34	45,045.64	173,928.99	
2014 025 ROAD & BRIDGE #5	81,607.32	3,701.63	5,374.47	79,934.48	
CASH/AIM	81,607.32	3,701.63	5,374.47	79,934.48	

Investment Portfolio Pledged Securities
 AIM BANK
 LITTLEFIELD, TX

InTrader (pledged)
 Last: 07/31/2014
 As-of: 08/31/2014
 2AIM 1018373

Sec ID	Ticker	Security Description	Line #	Rate	Settlement Agent	Maturity	Grp	Original Face \$	Price	Book Value
Loc		Security Description						Face / Moody	Pledged	Market Value
PLEGGED TO: hockic *HOCKLEY COUNTY										
FHLMC #280639 ARM										
3128LLV86	TIB				THE INDEPENDENT BANKERSBANK			2,000,000.00	08/26/2014	1,253,850.55
				2.293	06/01/2042	305		1,197,066.14	01/30/2013	1,245,951.21
3138A95N1	TIB	FNMA #A13552			THE INDEPENDENT BANKERSBANK			2,100,000.00	08/26/2014	1,042,991.17
				3.5	02/01/2026	305		978,246.59	01/30/2013	1,032,905.12
3138EAYC9	TIB	FNMA #AK0706			THE INDEPENDENT BANKERSBANK			2,222,500.00	04/03/2013	1,392,498.95
				3.5	02/01/2027	305		1,304,634.99	08/26/2014	1,377,241.06
3138EAYC9	TIB	FNMA #AK0706			THE INDEPENDENT BANKERSBANK			3,250,000.00	01/30/2013	2,035,719.15
				3.5	02/01/2027	305		1,907,790.20	01/30/2013	2,013,963.30
3138EGSH8	TIB	FNMA #AL0519			THE INDEPENDENT BANKERSBANK			2,500,000.00	05/22/2012	1,491,956.33
				4	03/01/2026	305		1,383,541.65	08/26/2014	1,480,777.73
3138EJNE4	TIB	FNMA #AT2188 ARM			THE INDEPENDENT BANKERSBANK			2,900,000.00	01/30/2013	1,731,733.26
				2.357	06/01/2042	305		1,616,463.86	08/26/2014	1,713,433.70
3141BAF78	TIB	FNMA #MA1089			THE INDEPENDENT BANKERSBANK			2,850,000.00	01/30/2013	2,177,231.16
				4	06/01/2032	305		2,005,765.08	08/26/2014	2,153,063.21
3141BAH76	TIB	FNMA #MA1153			THE INDEPENDENT BANKERSBANK			4,000,000.00	01/30/2013	2,734,440.45
				3	08/01/2022	305		2,584,215.68	01/30/2013	2,692,018.46
3141BAJ33	TIB	FNMA #MA1181			THE INDEPENDENT BANKERSBANK			4,950,000.00	01/30/2013	3,533,770.94
				3	09/01/2022	305		3,336,919.00	08/26/2014	3,477,194.87
3141BAK80	TIB	FNMA #MA1218			THE INDEPENDENT BANKERSBANK			3,950,000.00	01/30/2013	2,873,419.41
				3	10/01/2022	305		2,713,483.59	01/30/2013	2,827,767.22
3141BATJ7	TIB	FNMA #MA1452			THE INDEPENDENT BANKERSBANK			1,270,760.00	08/26/2014	1,051,212.64
				3	05/01/2023	305		1,002,469.00	08/26/2014	1,044,911.80
31419AY35	TIB	FNMA #A0729			THE INDEPENDENT BANKERSBANK			2,100,000.00	08/26/2014	1,170,815.28
				4	01/01/2026	305		1,092,918.25	05/22/2012	1,164,332.27
TOTAL FOR PLEDGE ID hockic										
Olig Face: 34,093,260.00 Current Face: 21,153,514.03										
Book: 22,469,658.99										

The information contained herein, while believed to be reliable, is not guaranteed.
 For assistance please contact TIB Investment Portfolio (972) 650-6076.



Platinum Bank
Pledge Agreement Summary
 As of 8/31/14

Attn: Denise Bohannon
 Hackley County
 802 Houston Street
 Levelland, TX 79338

Pledge Agreement Collateralized by:

Account Balance	CD # 8555E	\$ 2,078,289.10
	CD # 8556T	\$ 2,040,247.85
		\$ 4,118,536.95

Type	Issuer	Cusip Number	Par Amount	Interest Rate	Maturity Date	Current Market Value
MBS	FNMMA	3138BE2M11	811,984.37	3.500%	11/1/2027	882,713.55
MBS	GMMA	362241L2J4	715,246.54	4.500%	8/15/2028	489,848.63
MBS	GMMA	362241L4J2	1,158,788.99	4.500%	12/20/2031	725,680.92
MUNI	JEFFERSON TX ISD	475214GV8	400,000.00	3.500%	2/15/2030	420,884.00
MUNI	LITTLE ELM TX	527095MM8	250,000.00	2.500%	8/1/2021	268,407.50
MUNI	MAYPEARL TX ISD	578469KT4	500,000.00	3.000%	2/15/2032	514,845.00
MUNI	ROSENBERG TX	777828VC9	595,000.00	4.050%	2/1/2025	630,473.90
MUNI	WEATHERFORD TX	947100MH0	300,000.00	4.125%	3/1/2028	328,007.00

Total Securities Pledged 4,036,838.50

FDIC Coverage	250,000.00
Total Securities Pledged	\$ 4,036,838.50
Excess Coverage	\$ (158,101.55)

INVESTMENT SECURITIES ARE NOT FDIC INSURED

TREASURER'S AUGUST 2014 FINANCIAL REPORT

**HOCKLEY COUNTY Mallet Event Center and Arena
\$14,515,000 - Bond Issue - 10 Year Repayment
Fund 065, Series 2009 3.04%**

FYE	Previous Balance Outstanding	Principal Payment Due	Interest Payment Due	Current Balance Outstanding
2010	\$17,636,079.00	\$1,185,000.00	\$312,878.88	
PD				\$15,871,600.00
2011	\$15,871,600.00	\$1,255,000.00	\$508,100.00	
PD				\$14,108,500.00
2012	\$14,108,500.00	\$1,305,000.00	\$456,900.00	
PD				\$12,346,600.00
2013	\$12,346,600.00	\$1,360,000.00	\$403,600.00	
PD				\$10,583,000.00
2014	\$10,583,000.00	\$1,415,000.00	\$348,100.00	
PD				\$8,819,900.00
2015	\$8,819,900.00	\$1,475,000.00	\$290,300.00	
				\$7,054,600.00
2016	\$7,054,600.00	\$1,535,000.00	\$230,100.00	
				\$5,289,500.00
2017	\$5,289,500.00	\$1,595,000.00	\$167,500.00	
				\$3,527,000.00
2018	\$3,527,000.00	\$1,660,000.00	\$102,400.00	
				\$1,764,600.00
2019	\$1,764,600.00	\$1,730,000.00	\$34,600.00	
				\$0.00

*Principal Payments Due Annually
**Interest Payments are Due Semi-annually

Certificates of Deposit

Purchase Date	Account	Bank	Beginning Amount	Maturity Date	Interest Rate	Interest Paid	Month's Interest Earned	Current Bal
11/26/2012	011-AdValorem	Platinum	\$2,000,000.00	11/26/2014	1.15%	Monthly	\$1,966.70	\$2,040,247.85
11/26/2012	011-AdValorme	Platinum	\$2,000,000.00	11/26/2014	1.10%	Monthly	\$1,915.85	\$2,078,289.10
11/28/2011	060-I&S Hosp. Bd.	Aim	\$36,481.21	11/28/2014	0.55%	Monthly	\$17.42	\$37,371.75
2/19/2014	011-AdValorem Excess	Aim	MATURED	8/19/2014	0.75%	Monthly	\$1,912.06	\$3,011,174.85
2/19/2014	011-AdValorem Excess	Aim	3,000,000.00	11/19/2014	0.75%	Monthly	\$1,912.06	\$3,011,174.85