

TREASURER'S FEB 2013 FINANCIAL REPORT

THE STATE OF TEXAS
COUNTY OF HOCKLEY
AFFIDAVIT

The Treasurer's Monthly Report includes, but is not limited to, money received and disbursed; debts due to (if known) and owed by the county; and all other proceedings in the treasurer's office that pertain to the Financial Standing of Hockley County. {LGC 114.026(a)(b)}

The Treasurer's Books and the Auditor's General Ledger agree. The Bank Statements have been reconciled; any adjustments have been noted.

The affidavit must state the amount of the cash and other assets that are in the custody of the county treasurer at the time of the examination. {LGC 114.026 (d)} \$21,908,390.93 Months Ending Balance


Any interest earned that is posted by financial institutions to our accounts on the last business day of the month is included in the combined statement of receipts and disbursements with the exception of our Business Savings Accounts. Interest for our Savings Accounts will post the month after each quarter.

The Treasurer's Monthly Report has been submitted and the Bank Reconciliation is pending review by Auditor. {LGC 114.026(b)}

All investments are in compliance with both the Public Funds Investment Act and the Hockley County Investment Policy. The investment strategy is passive, which maintains a liquid cash flow and safety of the investment as priority. {LGC 2256.023}


Therefore, Denise Bohannon, County Treasurer of Hockley County, Texas, who being fully sworn, upon oath says that the within and foregoing report is true and correct to the best of her knowledge.


Filed with accompanying vouchers this the 12 day of Apr 2013



Denise Bohannon, Treasurer, Hockley County


Commissioners' Court having reviewed the Treasurer's Report as presented, having taken reasonable steps to ensure its accuracy and based upon presentations of the Treasurer's Office approve the report, subject to the independent auditor's review and request that it be filed with the official minutes of this meeting. {LGC 114.026(c)}


In addition, the below signatures affirm that the Treasurer's Report complies with statutes as referenced. {LGC 114.026(d)}



Linda Barnette, Auditor, Hockley County / Date


Larry Sprowls, County Judge



Curtis Thrash, Comm. Pct. #1


Larry Carter, Comm. Pct. #2


Whitey Barnett, Comm. Pct. #3


Tommy Clewger, Comm. Pct. #4

Sworn to & Subscribed to Before Me, by the County Treasurer, the Auditor & Commissioners Court on this 15th day of April 2013.


Irene Gumula, County Clerk

Treasurer's Monthly Report
Prepared by Denise Bohannon, Hockley County Treasurer

SECTION 1 – Cash Flow

Page 1-5 Combined Statement of Cash Receipts and Disbursements

Pages 6-7 Bank Collateral
Pledged Securities the Banks have pledged on behalf of Hockley County

Page 8 Bond Indebtedness

Page 9 Certificates of Deposit

SECTION 2 – Investments Long Term

Per the Public Funds Investment Act and the Hockley County Investment Policies, the Investments Report is required on a Quarterly Basis. However, in an effort to keep the Commissioners' Court informed *available* Information is provided on a Monthly basis.

All investments are in compliance with both the Public Funds Investment Act and the Hockley County Investment Policy. The investment strategy is passive, which maintains a liquid cash flow and safety of The investment as priorities. {GC 2256.023}

Investments – Funds are not immediately available – must wait until maturity

ACCOUNT NAME	BEGINNING CASH BALANCE	CASH RECEIPTS	CASH DISBURSEMENTS	ENDING CASH BALANCE
2013 010 GENERAL FUND	4,873,812.99	1,049,396.04	434,381.27-	5,488,827.76
CASH/AIM	.00	.00	.00	.00
TDOA/CD/ASB	4,873,812.99	1,049,396.04	434,381.27-	5,488,827.76
FUND TOTALS				
2013 011 AD VALOREM TAX ACCOUNT				
CASH/AIM	36,997.71	28.38	.00	37,026.09
CASH/TO AD VAL EXCESS	3,083,836.86	6,646,994.49	100,000.00-	9,630,831.35
CASH/BUSINESS ELITE SAVINGS	.00	100,000.00	100,000.00-	.00
TDOA - CD/ PLAT	4,046,603.13	3,832.56	.00	4,050,435.69
FUND TOTALS	7,167,437.70	6,750,855.43	200,000.00-	13,718,293.13
2013 012 OFFICERS SALARY FUND				
CASH/AIM	569,202.10	77,861.68	363,918.95-	283,144.83
FUND TOTALS	569,202.10	77,861.68	363,918.95-	283,144.83
2013 013 AUTO REGISTRATION FUND				
CASH/AIM	19,440.26	57,814.46	.00	77,254.72
FUND TOTALS	19,440.26	57,814.46	.00	77,254.72
2013 014 INDIGENT HEALTH CARE FUND				
CASH/AIM	16,878.44	11.15	9,450.51-	7,439.08
FUND TOTALS	16,878.44	11.15	9,450.51-	7,439.08
2013 016 HOCKLEY COUNTY: IEOSE FUND				
CASH/AIM	18,012.87	13.85	211.04-	17,815.68
FUND TOTALS	18,012.87	13.85	211.04-	17,815.68
2013 017 JURY FUND				
CASH/AIM	175,330.71	2,082.96	17,326.00-	160,087.67
FUND TOTALS	175,330.71	2,082.96	17,326.00-	160,087.67
2013 021 ROAD & BRIDGE #1				
CASH/AIM	37,385.07	100,055.28	84,282.57-	53,157.78
CASH/IAT1 AIM	35,210.12	100,055.00	84,282.57-	35,210.12
FUND TOTALS	72,595.19	100,055.28	84,282.57-	88,367.90
2013 022 ROAD & BRIDGE #2				
CASH/AIM	263,791.10	226.24	86,677.58-	177,339.76
CASH/IATRD2/AIM	64,697.88	.00	.00	64,697.88
FUND TOTALS	328,488.98	226.24	86,677.58-	242,037.64
2013 023 ROAD & BRIDGE #3				
CASH/ASB	391,983.75	292.49	79,944.62-	312,331.62
CASH/IATRD3	17,784.82	.00	.00	17,784.82
FUND TOTALS	409,768.57	292.49	79,944.62-	330,116.44
2013 024 ROAD & BRIDGE #4				
CASH/ASB	105,922.46	56.18	85,406.70-	20,571.94
CASH/IATRD4	2,331.44	.00	.00	2,331.44
FUND TOTALS	108,253.90	56.18	85,406.70-	22,903.38
2013 025 ROAD & BRIDGE #5				
CASH/AIM	61,894.86	3,991.72	6,799.15-	59,087.43
FUND TOTALS	61,894.86	3,991.72	6,799.15-	59,087.43
2013 030 LAW LIBRARY FUND				
CASH/AIM	26,518.01	340.64	245.00-	26,613.65

ACCOUNT NAME	BEGINNING CASH BALANCE	CASH RECEIPTS	CASH DISBURSEMENTS	ENDING CASH BALANCE
2013 035 LIBRARY FUND				
CASH/AIM	16,754.46	220.15	16,158.93-	815.68
FUND TOTALS	16,754.46	220.15	16,158.93-	815.68
2013 039 DISTRICT CLERK PRESERVATION				
CASH/AIM	15,392.42	1,650.28	.00	17,042.70
FUND TOTALS	15,392.42	1,650.28	.00	17,042.70
2013 040 COUNTY CLERK PRESERVATION FUND				
CASH/AIM	68,451.69	4,974.17	30,625.90-	42,799.96
TDOA - CD BALANCE - ASB	.00	.00	.00	.00
FUND TOTALS	68,451.69	4,974.17	30,625.90-	42,799.96
2013 041 RECORDS MANAGEMENT OFFICER				
CASH/AIM	13,805.10	494.79	717.59-	13,582.30
FUND TOTALS	13,805.10	494.79	717.59-	13,582.30
2013 042 R&B EXTRA FEE ACCOUNT				
CASH/ASB	131,768.20	14,502.34	.00	146,270.54
FUND TOTALS	131,768.20	14,502.34	.00	146,270.54
2013 043 COURTHOUSE SECURITY FUND				
CASH/AIM	42,198.28	1,665.24	614.76-	43,248.76
FUND TOTALS	42,198.28	1,665.24	614.76-	43,248.76
2013 044 JUSTICE COURT TECHNOLOGY FUND				
CASH	46,379.56	1,400.40	1,782.49-	45,997.47
FUND TOTALS	46,379.56	1,400.40	1,782.49-	45,997.47
2013 045 SHERIFF CASH BOND ACCOUNT				
CASH	37,409.42	2,000.00	.00	39,409.42
FUND TOTALS	37,409.42	2,000.00	.00	39,409.42
2013 046 COUNTY CLERK CASH BOND ACCT				
CASH	52,619.02	1,000.00	.00	53,619.02
FUND TOTALS	52,619.02	1,000.00	.00	53,619.02
2013 047 JPS CASH BOND ACCOUNT				
CASH	1,422.71	.00	.00	1,422.71
FUND TOTALS	1,422.71	.00	.00	1,422.71
2013 048 COUNTY CLERK				
CASH	28,647.95	32,670.84	28,114.64-	33,204.15
FUND TOTALS	28,647.95	32,670.84	28,114.64-	33,204.15
2013 050 JUSTICE BENEFIT FUND				
CASH	33,984.83	26.35	.00	34,011.18
FUND TOTALS	33,984.83	26.35	.00	34,011.18
2013 051 JUSTICE OF PEACE #1				
CASH	8,465.90	9,276.58	8,009.40-	9,733.08
FUND TOTALS	8,465.90	9,276.58	8,009.40-	9,733.08
2013 052 JUSTICE OF PEACE #2				
CASH	647.46	819.40	877.90-	588.96

ACCOUNT NAME	BEGINNING CASH BALANCE	CASH RECEIPTS	CASH DISBURSEMENTS	ENDING CASH BALANCE
2013 054 JUSTICE OF PEACE #4	2,520.68	3,421.60	2,514.73	3,427.55
CASH	2,520.68	3,421.60	2,514.73	3,427.55
FUND TOTALS	2,520.68	3,421.60	2,514.73	3,427.55
2013 055 JUSTICE OF PEACE #5	31,480.23	56,946.95	33,784.56	54,642.62
CASH	31,480.23	56,946.95	33,784.56	54,642.62
FUND TOTALS	31,480.23	56,946.95	33,784.56	54,642.62
2013 056 SHERIFF FEE ACCOUNT	1,884.89	.58	1,132.98	752.49
CASH	1,884.89	.58	1,132.98	752.49
FUND TOTALS	1,884.89	.58	1,132.98	752.49
2013 057 SO TRAINING DONATIONS FUND	1,961.39	1.51	.00	1,962.90
CASH/ASB	1,961.39	1.51	.00	1,962.90
FUND TOTALS	1,961.39	1.51	.00	1,962.90
2013 060 I&S FUND: '88 HOSPITAL BOND	36,909.82	31.35	.00	36,941.17
CASH/ASB	36,909.82	31.35	.00	36,941.17
TODA - CD BALANCE	.00	.00	.00	.00
FUND TOTALS	36,909.82	31.35	.00	36,941.17
2013 065 MPEC INTEREST & STINKING FUND	971,303.16	.00	1,575,400.00	391,249.02
CASH	971,303.16	.00	1,575,400.00	391,249.02
BUSINESS ELITE SAVINGS ACCT	.00	995,345.86	.00	.00
TDOA - INVESTMENT BALANCE	.00	.00	.00	.00
FUND TOTALS	971,303.16	995,345.86	1,575,400.00	391,249.02
2013 066 WALLET CONSTRUCTION FUND	.00	.00	.00	.00
CASH	.00	.00	.00	.00
BUSINESS ELITE SAVINGS ACCT	.00	.00	.00	.00
TDOA - CD	.00	.00	.00	.00
FUND TOTALS	.00	.00	.00	.00
2013 070 PERMANENT IMPROVEMENT FUND	146,130.08	107.50	7,500.00	138,737.58
CASH/ASB	146,130.08	107.50	7,500.00	138,737.58
FUND TOTALS	146,130.08	107.50	7,500.00	138,737.58
2013 071 HOCKLEY CO ROAD BOND FUND	20,720.53	16.06	.00	20,736.59
CASH/ATM	20,720.53	16.06	.00	20,736.59
TDOA/ASB	.00	.00	.00	.00
FUND TOTALS	20,720.53	16.06	.00	20,736.59
2013 072 WALLET OPERATING FUND	58,385.15	35,994.89	61,800.31	32,579.73
CASH/ATM	58,385.15	35,994.89	61,800.31	32,579.73
FUND TOTALS	58,385.15	35,994.89	61,800.31	32,579.73
2013 079 DA FEDERAL FORFEITED FUNDS	4,210.70	3.23	.00	4,213.93
CASH	4,210.70	3.23	.00	4,213.93
FUND TOTALS	4,210.70	3.23	.00	4,213.93
2013 080 FM & LR FUND	4,388.02	3.39	.00	4,391.41
CASH/ATM	4,388.02	3.39	.00	4,391.41
FUND TOTALS	4,388.02	3.39	.00	4,391.41
2013 081 DA TRUST ACCOUNT	10,725.86	3,427.27	3,497.27	10,655.86
CASH/ATM	10,725.86	3,427.27	3,497.27	10,655.86

ACCOUNT NAME	BEGINNING CASH BALANCE	CASH RECEIPTS	CASH DISBURSEMENTS	ENDING CASH BALANCE
2013 082 DA FORFEITURE FUND	14,415.07	13.72	374.76-	14,054.03
CASH	14,415.07	13.72	374.76-	14,054.03
FUND TOTALS	14,415.07	13.72	374.76-	14,054.03
2013 083 CA THEFT OF SERVICE	5,699.74	3,122.28	2,631.58-	6,190.44
CASH	5,699.74	3,122.28	2,631.58-	6,190.44
FUND TOTALS	5,699.74	3,122.28	2,631.58-	6,190.44
2013 084 SHERIFF WORK RELEASE PROGRAM	1,821.68	1.41	.00	1,823.09
CASH	1,821.68	1.41	.00	1,823.09
FUND TOTALS	1,821.68	1.41	.00	1,823.09
2013 085 HOCKLEY CO GRANTS FUND	4,749.01	3,504.58	.00	8,253.59
CASH	4,749.01	3,504.58	.00	8,253.59
FUND TOTALS	4,749.01	3,504.58	.00	8,253.59
2013 086 JAG GRANT FUND	.00	.00	.00	.00
CASH	.00	.00	.00	.00
FUND TOTALS	.00	.00	.00	.00
2013 087 HC JUVENILE PROBATION FEES	39,323.45	30.46	.00	39,353.91
CASH/ATM	39,323.45	30.46	.00	39,353.91
FUND TOTALS	39,323.45	30.46	.00	39,353.91
2013 088 PAYROLL CLEARING ACCOUNT	1,049.76	268,989.00	268,969.09-	1,069.67
CASH/ASB	1,049.76	268,989.00	268,969.09-	1,069.67
FUND TOTALS	1,049.76	268,989.00	268,969.09-	1,069.67
2013 089 SEIZURE PROCEEDS FUND	27,325.98	5,372.57	.00	32,698.55
CASH/ASB	27,325.98	5,372.57	.00	32,698.55
FUND TOTALS	27,325.98	5,372.57	.00	32,698.55
2013 090 JUVENILE PROBATION FUND	27,335.18	17,131.06	13,727.90-	30,738.34
CASH/ATM	27,335.18	17,131.06	13,727.90-	30,738.34
FUND TOTALS	27,335.18	17,131.06	13,727.90-	30,738.34
2013 091 JUVENILE PROBATION RESTITUTION	10,930.20	8.35	180.00-	10,758.55
CASH	10,930.20	8.35	180.00-	10,758.55
FUND TOTALS	10,930.20	8.35	180.00-	10,758.55
2013 092 HOCKLEY COUNTY COMMUNITY SUPER	28,619.90	18,707.12	32,185.01-	15,142.01
CASH/ASB	28,619.90	18,707.12	32,185.01-	15,142.01
FUND TOTALS	28,619.90	18,707.12	32,185.01-	15,142.01
2013 093 HOCKLEY COUNTY MEDICAL FUND	9,951.51	7.71	.00	9,959.22
CASH/ASB	9,951.51	7.71	.00	9,959.22
FUND TOTALS	9,951.51	7.71	.00	9,959.22
2013 094 COUNTY ATTORNEY RESTITUTION	1,452.52	1,431.51	1,472.18-	1,411.85
CASH/ASB	1,452.52	1,431.51	1,472.18-	1,411.85
FUND TOTALS	1,452.52	1,431.51	1,472.18-	1,411.85
2013 095 D A RESTITUTION FUND	2,852.96	2.20	.00	2,855.16
CASH/ASB	2,852.96	2.20	.00	2,855.16
FUND TOTALS	2,852.96	2.20	.00	2,855.16

ACCOUNT NAME	BEGINNING CASH BALANCE	CASH RECEIPTS	CASH DISBURSEMENTS	ENDING CASH BALANCE
2013 096 CA/DA PRE-TRIAL DIVERSION FUND				
CASH	29,648.35	408.08	.00	30,056.43
FUND TOTALS	29,648.35	408.08	.00	30,056.43
2013 098 CLEARING FUND				
CASH	.00	1,316,295.99	1,316,295.99-	.00
FUND TOTALS	.00	1,316,295.99	1,316,295.99-	.00
GRAND TOTALS	15,841,377.40	10,844,024.89	4,777,011.36-	21,908,390.93

Investment Portfolio Pledged Securities
 AIM BANK
 LITTLEFIELD , TX

InTrader (pledged)
 Last: 01/31/2013
 As-of: 02/28/2013
 2AIM 1018373

Sec ID Loc	Ticket	Security Description Line 1 Security Description Line 2	Safekeeping Agent Rate	Maturity	Grp	Original Face S & P Par/Curr Face Moody	Priced Pledged	Book Value Market Value
PLEDGED TO: hockc								
3128LLV86		HOCKLEY COUNTY						
TIB	213001965	FHLMC #2B0639 ARM	THE INDEPENDENT BANKERSBANK	2.301	06/01/2042	305	02/25/2013	1,881,409.58
3138A46N1		FNMA #AH3552	THE INDEPENDENT BANKERSBANK	2,100,000.00			01/30/2013	1,863,773.01
TIB	164027666		3.5	02/01/2026	305		02/25/2013	1,515,825.53
3138E4YC9		FNMA #AK0706	THE INDEPENDENT BANKERSBANK	3,250,000.00			01/30/2013	1,501,053.09
TIB	164028413		3.5	02/01/2027	305		02/25/2013	2,816,411.13
3138EGSH8		FNMA #AL0519	THE INDEPENDENT BANKERSBANK	2,500,000.00			01/30/2013	2,785,856.86
TIB	164024507		4	03/01/2026	305		02/25/2013	2,056,670.45
3138EJNE4		FNMA #AL2188 ARM	THE INDEPENDENT BANKERSBANK	2,900,000.00			05/22/2012	2,073,445.62
TIB	164027988		2.389	06/01/2042	305		02/25/2013	2,539,215.42
31416BHJ0		FNMA #994933	THE INDEPENDENT BANKERSBANK	2,508,230.59			01/30/2013	2,607,907.40
TIB	164006062		5	09/01/2023	305		02/25/2013	1,442,045.13
31417YVX2		FNMA #MA0629	THE INDEPENDENT BANKERSBANK	1,362,812.22			10/18/2010	1,474,088.28
TIB	198003370		3.5	01/01/2021	305		02/25/2013	2,974,230.64
31418AF78		FNMA #MA1089	THE INDEPENDENT BANKERSBANK	2,850,000.00			05/26/2011	3,054,601.11
TIB	164027935		4	06/01/2032	305		02/25/2013	2,816,870.40
31418AG77		FNMA #MA1121	THE INDEPENDENT BANKERSBANK	2,567,766.74			01/30/2013	2,770,701.17
TIB	164027914		4	06/01/2032	305		02/25/2013	2,962,328.09
31418AG77		FNMA #MA1121	THE INDEPENDENT BANKERSBANK	2,722,275.51			01/30/2013	2,914,718.64
TIB	164029002		4	06/01/2032	305		02/25/2013	1,454,670.22
31418AH76		FNMA #MA1153	THE INDEPENDENT BANKERSBANK	1,337,258.15			01/30/2013	1,431,791.62
TIB	164029358		3	08/01/2022	305		02/25/2013	3,864,244.44
31418AJ33		FNMA #MA1181	THE INDEPENDENT BANKERSBANK	3,626,355.36			01/30/2013	3,830,177.02
TIB	164029593		3	09/01/2022	305		02/25/2013	4,910,400.78
31418AK80		FNMA #MA1218	THE INDEPENDENT BANKERSBANK	4,960,000.00			01/30/2013	4,861,583.35
TIB	164029389		3	10/01/2022	305		02/25/2013	3,963,153.75
31418U2M5		FNMA #AD7079	THE INDEPENDENT BANKERSBANK	3,950,000.00			01/30/2013	3,923,852.78
TIB	164019672		4.5	06/01/2025	305		02/25/2013	1,908,905.14
31419AY35		FNMA POOL AE0729	THE INDEPENDENT BANKERSBANK	4,175,000.00			05/26/2011	1,940,359.25
TIB	164024025		4	01/01/2026	305		02/25/2013	1,630,256.77
31419JTQ1		FNMA #AE775B	THE INDEPENDENT BANKERSBANK	2,100,000.00			05/22/2012	1,851,669.48
TIB	161038761		3.5	11/01/2025	305		02/25/2013	1,720,615.26
							05/22/2012	1,730,193.27

TOTAL FOR PLEDGE ID hockc								
Pledged: 16		Orig Face: 50,675,000.00		Current Face: 38,027,336.70		Market: 40,415,771.95		Book: 40,557,252.73

Federal Home Loan Letter of Credit

10,000,000.00
 50,557,252.73

Pledge Security Listing

February 28, 2013

ID	CUSIP	Description	Safetkeeping Location	Safetkeeping Receipt	Coupon	Maturity Date	Call Date	Moody	S&P	Fitch	FASB115	Face Amount	Current Par	Current Book Value	Market Value	Gain(Loss)
2532	31417XG9	FNMA AB42/8	FHLB	x	3.00	01/01/2027		AAA	AA+	AAA	FTM	19,964,304	15,243,482.28	15,645,431.75	15,987,364.21	341,932.46
Total for HOCKLEY CTY												19,964,304	15,243,482.28	15,645,431.75	15,987,364.21	341,932.46

Although the information in this report has been obtained from sources believed to be reliable, its accuracy cannot be guaranteed.

HOCKLEY COUNTY Mallet Event Center and Arena
\$14,515,000 - Bond Issue - 10 Year Repayment
Fund 065, Series 2009 3.04%

FYE	Previous Balance Outstanding	Principal Payment Due	Interest Payment Due	Current Balance Outstanding
2010 PAID	\$17,636,079.00	\$1,185,000.00	\$312,878.88	
			\$266,600.00	\$15,871,600.00
2011 PAID	\$15,871,600.00	\$1,255,000.00	\$508,100.00	
			\$0.00	\$14,108,500.00
2012 PAID	\$14,108,500.00	\$1,305,000.00	\$456,900.00	
				\$12,346,600.00
2013	\$12,346,600.00	\$1,360,000.00	\$403,600.00	
				\$10,583,000.00
2014	\$10,583,000.00	\$1,415,000.00	\$348,100.00	
				\$8,819,900.00
2015	\$8,819,900.00	\$1,475,000.00	\$290,300.00	
				\$7,054,600.00
2016	\$7,054,600.00	\$1,535,000.00	\$230,100.00	
				\$5,289,500.00
2017	\$5,289,500.00	\$1,595,000.00	\$167,500.00	
				\$3,527,000.00
2018	\$3,527,000.00	\$1,660,000.00	\$102,400.00	
				\$1,764,600.00
2019	\$1,764,600.00	\$1,730,000.00	\$34,600.00	
				\$0.00

*Principal Payments Due Annually

**Interest Payments are Due Semi-annually

Certificates of Deposit

Purchase Date	Account	Bank	Beginning Amount	Maturity Date	Interest Rate	Interest Paid	Month's	
							Interest Earned	
11/26/2012	011-AdValorem	PLATTINUM	2,000,000.00	11/26/2014	1.14%	Monthly	\$1,940.82	
11/26/2012	011-AdValorem	PLATTINUM	2,039,072.20	11/26/2013	1.09%	Monthly	\$1,891.74	
11/28/2011	060-I&S Hosp. Bd	AIM	36,481.21	11/28/2013	1.00%	Monthly	\$31.35	