

TREASURER'S JANUARY 2014 FINANCIAL REPORT

THE STATE OF TEXAS
COUNTY OF HOCKLEY
AFFIDAVIT

The Treasurer's Monthly Report includes, but is not limited to, money received and disbursed; debts due to (if known) and owed By the county; and all other proceedings in the treasurer's office that pertain to the Financial Standing of Hockley County. {LGC 114.026(a)(b)}

The Treasurer's Books and the Auditor's General Ledger agree. The Bank Statements have been reconciled; any adjustments Have been noted.

The affidavit must state the amount of the cash and other assets that are in the custody of the county treasurer at the time of The examination. {LGC 114.026 (d)} \$19,202,729.58 Month Ending Balance

Any interest earned that is posted by financial institutions to our accounts on the last business day of the month is included In the combined statement of receipts and disbursements. \$14,467.60 Interest Earned

The Treasurer's Monthly Report has been submitted and the Bank Reconciliation is pending review by Auditor. {LGC 114.026(b)}

All investments are in compliance with both the Public Funds Investment Act and the Hockley County Investment Policy. The investment strategy is passive, which maintains a liquid cash flow and safety of the investment as priority. {LGC 2256.023}

Therefore, Denise Bohannon, County Treasurer of Hockley County, Texas, who being fully sworn, upon oath says that the within And foregoing report is true and correct to the best of her knowledge.


Filed with accompanying vouchers this the 24 day of Mar 2014




Denise Bohannon, Treasurer, Hockley County

Commissioners' Court having reviewed the Treasurer's Report as presented, having taken reasonable steps to ensure its accuracy and based upon presentations of the Treasurer's Office approve the report, subject to the independent auditor's Review and request that it be filed with the official minutes of this meeting. {LGC 114.026(c)}


In addition, the below signatures affirm that the Treasurer's Report complies with statutes as referenced. {LGC 114.026(d)}




Linda Barnette, Auditor, Hockley County / Date




Larry Sprowls, County Judge




Curtis Thrash, Comm. Pct. #1



Larry Carter, Comm. Pct. #2



Whitey Barnett, Comm. Pct. #3



Tommy Clevenger, Comm. Pct. #4

Sworn to & Subscribed to Before Me, by the County Treasurer, the Auditor & Commissioners Court on this _____ day of _____ 2014.

Irene Gumula, County Clerk

Treasurer's Monthly Report
Prepared by Denise Bohannon, Hockley County Treasurer

SECTION 1 – Cash Flow

Pages 1-5 Combined Statement of Cash Receipts and Disbursements
Includes Interest and Bank Service Charge

Pages 6-7 Bank Collateral
Pledged Securities the Banks have pledged on behalf of Hockley County

Page 8 Bond Indebtedness

Page 9 Certificates of Deposit

SECTION 2 – Investments Long Term

Per the Public Funds Investment Act and the Hockley County Investment Policies, the Investments Report is required on a Quarterly Basis. However, in an effort to keep the Commissioners' Court informed *available* information is provided on a Monthly basis.

All investments are in compliance with both the Public Funds Investment Act and the Hockley County Investment Policy. The investment strategy is passive, which maintains a liquid cash flow and safety of the investment as priorities. {GC 2256.023}

Investments – Funds are not immediately available – must wait until maturity

ACCOUNT NAME	BEGINNING CASH BALANCE	CASH RECEIPTS	CASH DISBURSEMENTS	ENDING CASH BALANCE
GRAND TOTALS	17,388,366.23	5,202,631.82	3,388,268.47-	19,202,729.58

ACCOUNT NAME	BEGINNING CASH BALANCE	CASH RECEIPTS	CASH DISBURSEMENTS	ENDING CASH BALANCE
2014 083 CA THEFT OF SERVICE				
CASH	4,421.09	524.16	552.50-	4,392.75
FUND TOTALS	4,421.09	524.16	552.50-	4,392.75
2014 084 SHERIFF WORK RELEASE PROGRAM				
CASH	1,838.32	1.55	.00	1,839.87
FUND TOTALS	1,838.32	1.55	.00	1,839.87
2014 085 HOCKLEY CO GRANTS FUND				
CASH	5,034.63	4.26	.00	5,038.89
FUND TOTALS	5,034.63	4.26	.00	5,038.89
2014 087 HC JUVENILE PROBATION FEES				
CASH/AIM	10,755.12	244.24	.00	10,999.36
FUND TOTALS	10,755.12	244.24	.00	10,999.36
2014 088 PAYROLL CLEARING ACCOUNT				
CASH/ASB	1,019.27	346,320.18	346,296.62-	1,042.83
FUND TOTALS	1,019.27	346,320.18	346,296.62-	1,042.83
2014 089 SEIZURE PROCEEDS FUND				
CASH/ASB	28,075.57	23.70	356.00-	27,743.27
FUND TOTALS	28,075.57	23.70	356.00-	27,743.27
2014 090 JUVENILE PROBATION FUND				
CASH/AIM	49,267.27	18,616.56	7,702.42-	60,181.41
ACCOUNTS RECEIVABLE	97.75-	.00	.00	97.75-
FUND TOTALS	49,169.52	18,616.56	7,702.42-	60,083.66
2014 091 JUVENILE PROBATION RESTITUTION				
CASH	10,848.83	9.20	.00	10,858.03
FUND TOTALS	10,848.83	9.20	.00	10,858.03
2014 092 HOCKLEY COUNTY COMMUNITY SUPER				
CASH/ASB	68,806.08	21,078.99	39,795.23-	50,089.84
FUND TOTALS	68,806.08	21,078.99	39,795.23-	50,089.84
2014 093 HOCKLEY COUNTY MEDICAL FUND				
CASH/ASB	9,832.07	8.34	.00	9,840.41
FUND TOTALS	9,832.07	8.34	.00	9,840.41
2014 094 COUNTY ATTORNEY RESTITUTION				
CASH/ASB	2,650.18	1,202.07	181.18-	3,671.07
FUND TOTALS	2,650.18	1,202.07	181.18-	3,671.07
2014 095 D A RESTITUTION FUND				
CASH/ASB	3,160.02	2.67	.00	3,162.69
FUND TOTALS	3,160.02	2.67	.00	3,162.69
2014 096 CA/DA PRE-TRIAL DIVERSION FUND				
CASH	46,684.81	1,364.77	.00	48,049.58
FUND TOTALS	46,684.81	1,364.77	.00	48,049.58
2014 098 CLEARING FUND				
CASH	.07	1,383,013.17	1,383,013.17-	.07
FUND TOTALS	.07	1,383,013.17	1,383,013.17-	.07

ACCOUNT NAME	BEGINNING CASH BALANCE	CASH RECEIPTS	CASH DISBURSEMENTS	ENDING CASH BALANCE
2014 054 JUSTICE OF PEACE #4	834.95	664.00	829.00-	669.95
CASH	834.95	664.00	829.00-	669.95
FUND TOTALS	834.95	664.00	829.00-	669.95
2014 055 JUSTICE OF PEACE #5	26,595.41	33,095.69	30,618.20-	29,072.90
CASH	26,595.41	33,095.69	30,618.20-	29,072.90
FUND TOTALS	26,595.41	33,095.69	30,618.20-	29,072.90
2014 056 SHERIFF FEE ACCOUNT	1.50	.00	.00	1.50
CASH	1.50	.00	.00	1.50
FUND TOTALS	1.50	.00	.00	1.50
2014 057 SO TRAINING DONATIONS FUND	1,979.28	1.67	.00	1,980.95
CASH/ASB	1,979.28	1.67	.00	1,980.95
FUND TOTALS	1,979.28	1.67	.00	1,980.95
2014 060 ICS FUND: '88 HOSPITAL BOND	37,218.39	17.39	.00	37,235.78
CASH/ASB	37,218.39	17.39	.00	37,235.78
TODA - CD BALANCE	.00	.00	.00	.00
FUND TOTALS	37,218.39	17.39	.00	37,235.78
2014 065 WPEC INTEREST & SINKING FUND	.00	.00	.00	.00
CASH	.00	.00	.00	.00
BUSINESS ELITE SAVINGS ACCT	753,588.45	358,066.81	.00	1,111,655.26
TDOA - INVESTMENT BALANCE	.00	.00	.00	.00
FUND TOTALS	753,588.45	358,066.81	.00	1,111,655.26
2014 070 PERMANENT IMPROVEMENT FUND	764,095.55	39,693.44	40,240.75-	763,548.24
CASH/ASB	764,095.55	39,693.44	40,240.75-	763,548.24
FUND TOTALS	764,095.55	39,693.44	40,240.75-	763,548.24
2014 071 HOCKLEY CO ROAD BOND FUND	20,910.62	17.73	.00	20,928.35
CASH/AIM	20,910.62	17.73	.00	20,928.35
TDOA/ASB	.00	.00	.00	.00
FUND TOTALS	20,910.62	17.73	.00	20,928.35
2014 072 MALLETT OPERATING FUND	153,431.00	15,153.99	45,345.30-	123,239.69
CASH/AIM	153,431.00	15,153.99	45,345.30-	123,239.69
FUND TOTALS	153,431.00	15,153.99	45,345.30-	123,239.69
2014 079 DA FEDERAL FORFEITED FUNDS	3,867.77	3.25	69.24-	3,801.78
CASH	3,867.77	3.25	69.24-	3,801.78
FUND TOTALS	3,867.77	3.25	69.24-	3,801.78
2014 080 FM & LR FUND	4,428.20	3.75	.00	4,431.95
CASH/AIM	4,428.20	3.75	.00	4,431.95
FUND TOTALS	4,428.20	3.75	.00	4,431.95
2014 081 DA TRUST ACCOUNT	12,005.86	6,835.00	7,413.00-	11,427.86
CASH/AIM	12,005.86	6,835.00	7,413.00-	11,427.86
FUND TOTALS	12,005.86	6,835.00	7,413.00-	11,427.86
2014 082 DA FORFEITURE FUND	15,137.78	12.12	1,682.76-	13,467.14
CASH	15,137.78	12.12	1,682.76-	13,467.14
FUND TOTALS	15,137.78	12.12	1,682.76-	13,467.14

ACCOUNT NAME	BEGINNING CASH BALANCE	CASH RECEIPTS	CASH DISBURSEMENTS	ENDING CASH BALANCE
2014 030 IAW LIBRARY FUND	78,009.72	6,036.92	8,702.48	75,344.16
CASH/AIM	29,248.10	284.43	1,098.82	28,433.71
FUND TOTALS	29,248.10	284.43	1,098.82	28,433.71
2014 035 LIBRARY FUND	33,535.47	586.47	15,547.30	18,574.64
CASH/AIM	33,535.47	586.47	15,547.30	18,574.64
FUND TOTALS	33,535.47	586.47	15,547.30	18,574.64
2014 039 DISTRICT CLERK PRESERVATION	28,664.02	169.38	.00	28,833.40
CASH/AIM	28,664.02	169.38	.00	28,833.40
FUND TOTALS	28,664.02	169.38	.00	28,833.40
2014 040 COUNTY CLERK PRESERVATION FUND	85,805.47	3,666.04	.00	89,471.51
CASH/AIM	85,805.47	3,666.04	.00	89,471.51
TDOA - CD BALANCE - ASB	.00	.00	.00	.00
FUND TOTALS	85,805.47	3,666.04	.00	89,471.51
2014 041 RECORDS MANAGEMENT OFFICER	11,077.38	568.97	1,623.47	10,022.88
CASH/AIM	11,077.38	568.97	1,623.47	10,022.88
FUND TOTALS	11,077.38	568.97	1,623.47	10,022.88
2014 042 R&B EXTRA FEE ACCOUNT	164,264.36	19,902.34	.00	184,166.70
CASH/ASB	164,264.36	19,902.34	.00	184,166.70
FUND TOTALS	164,264.36	19,902.34	.00	184,166.70
2014 043 COURTHOUSE SECURITY FUND	14,172.19	1,456.86	3,270.73	12,358.32
CASH/AIM	14,172.19	1,456.86	3,270.73	12,358.32
FUND TOTALS	14,172.19	1,456.86	3,270.73	12,358.32
2014 044 JUSTICE COURT TECHNOLOGY FUND	49,803.16	1,398.83	478.60	50,723.39
CASH	49,803.16	1,398.83	478.60	50,723.39
FUND TOTALS	49,803.16	1,398.83	478.60	50,723.39
2014 045 SHERIFF CASH BOND ACCOUNT	41,409.42	3,000.00	.00	44,409.42
CASH	41,409.42	3,000.00	.00	44,409.42
FUND TOTALS	41,409.42	3,000.00	.00	44,409.42
2014 046 COUNTY CLERK CASH BOND ACCT	59,619.02	.00	.00	59,619.02
CASH	59,619.02	.00	.00	59,619.02
FUND TOTALS	59,619.02	.00	.00	59,619.02
2014 047 JPS CASH BOND ACCOUNT	1,734.71	.00	.00	1,734.71
CASH	1,734.71	.00	.00	1,734.71
FUND TOTALS	1,734.71	.00	.00	1,734.71
2014 048 COUNTY CLERK	25,642.16	26,602.27	26,247.16	25,997.27
CASH	25,642.16	26,602.27	26,247.16	25,997.27
FUND TOTALS	25,642.16	26,602.27	26,247.16	25,997.27
2014 051 JUSTICE OF PEACE #1	7,592.95	7,760.45	7,569.45	7,783.95
CASH	7,592.95	7,760.45	7,569.45	7,783.95
FUND TOTALS	7,592.95	7,760.45	7,569.45	7,783.95
2014 052 JUSTICE OF PEACE #2	1,376.26	1,632.00	1,242.50	1,765.76
CASH	1,376.26	1,632.00	1,242.50	1,765.76

ACCOUNT NAME	BEGINNING CASH BALANCE	CASH RECEIPTS	CASH DISBURSEMENTS	ENDING CASH BALANCE
2014 010 GENERAL FUND	6,433,303.32	91,576.71	542,859.31-	5,982,020.72
CASH/AIM	.00	.00	.00	.00
AUDIT CASH ON HAND	.00	.00	.00	.00
TDOA/CD/ASB	.00	.00	.00	.00
FUND TOTALS	6,433,303.32	91,576.71	542,859.31-	5,982,020.72
2014 011 AD VALOREM TAX ACCOUNT	37,337.68	100,031.71	100,000.00-	37,369.39
CASH/AIM	1,871,481.98	2,486,836.72	100,000.00-	4,258,318.70
CASH/TO AD VAL EXCESS	.00	.00	.00	.00
CASH/BE SAVINGS	.00	.00	.00	.00
TDOA - CD/AIM BANK	4,088,087.81	.00	.00	.00
TDOA - CD/ PIAT	5,996,907.47	3,872.52	.00	4,091,960.33
FUND TOTALS	1,047,954.06	51,518.45	394,642.72-	704,829.79
2014 012 OFFICERS SALARY FUND	1,047,954.06	51,518.45	394,642.72-	704,829.79
CASH/AIM	.00	.00	.00	.00
AUDIT CASH ON HAND	.00	.00	.00	.00
FUND TOTALS	1,047,954.06	51,518.45	394,642.72-	704,829.79
2014 013 AUTO REGISTRATION FUND	49,574.36	60,110.02	.00	109,684.38
CASH/AIM	49,574.36	60,110.02	.00	109,684.38
FUND TOTALS	49,574.36	60,110.02	.00	109,684.38
2014 014 INDIGENT HEALTH CARE FUND	36,322.32	109.69	18,713.31-	17,718.70
CASH/AIM	36,322.32	109.69	18,713.31-	17,718.70
FUND TOTALS	36,322.32	109.69	18,713.31-	17,718.70
2014 016 HOCKEY COUNTY: LEOSE FUND	16,821.93	14.26	.00	16,836.19
CASH/AIM	16,821.93	14.26	.00	16,836.19
FUND TOTALS	16,821.93	14.26	.00	16,836.19
2014 017 JURY FUND	248,883.68	8,823.40	28,426.61-	229,280.47
CASH/AIM	248,883.68	8,823.40	28,426.61-	229,280.47
AUDIT CASH ON HAND	.00	.00	.00	.00
FUND TOTALS	248,883.68	8,823.40	28,426.61-	229,280.47
2014 021 ROAD & BRIDGE #1	98,387.58	74.14	49,331.49-	49,130.23
CASH/AIM	12,122.17	.00	.00	12,122.17
CASH/LATI AIM	110,503.75	74.14	49,331.49-	61,252.40
FUND TOTALS	98,387.58	74.14	49,331.49-	49,130.23
2014 022 ROAD & BRIDGE #2	212,528.93	225.91	40,981.50-	171,773.34
CASH/AIM	73,589.93	.00	.00	73,589.93
CASH/LATRD2/AIM	286,118.86	225.91	40,981.50-	245,363.27
FUND TOTALS	212,528.93	225.91	40,981.50-	171,773.34
2014 023 ROAD & BRIDGE #3	417,909.43	355.57	49,771.70-	368,493.30
CASH/ASB	26,676.87	.00	.00	26,676.87
CASH/LATRD3	444,586.30	355.57	49,771.70-	395,170.17
FUND TOTALS	417,909.43	355.57	49,771.70-	368,493.30
2014 024 ROAD & BRIDGE #4	37,815.96	100,039.06	93,665.95-	44,189.07
CASH/ASB	11,223.49	.00	.00	11,223.49
CASH/LATRD4	49,039.45	100,039.06	93,665.95-	55,412.56
FUND TOTALS	37,815.96	100,039.06	93,665.95-	44,189.07
2014 025 ROAD & BRIDGE #5	78,009.72	6,036.92	8,702.48-	75,344.16
CASH/AIM	78,009.72	6,036.92	8,702.48-	75,344.16

Investment Portfolio Pledged Securities
 AIM BANK
 LITTLEFIELD, TX

INTrader (pledged)
 Last: 12/31/2013
 As-of: 01/31/2014
 ZMM 1018373

SecID	Ticker	Security Description (Entire)	Safetyping Agent	Quantity	Grp	Original Face S & P	Pledged	Book Value	
Loc	Tricker	Security Description (Entire)	Rate	Identify	Grp	Par/Cur/Fee Moody	Pledged	Market Value	
		PLEGDED TO: hockc							
		*HOCKLEY COUNTY							
		FHLMC #280639 ARM							
3128LLV86			2.29	06/01/2042	305	2,000,000.00	01/28/2014	1,371,529.46	
TIB	213001965					1,309,106.40	01/30/2013	1,353,731.32	
312800G61		FHLMC GOED #319997				3,400,000.00	01/28/2014	2,541,867.13	
TIB	164028159		9	05/01/2027	305	2,490,241.90	04/14/2013	2,605,474.27	
3138A45N1		FHMA #AH3552				2,100,000.00	01/28/2014	1,145,573.76	
TIB	164027666		3.5	02/01/2026	305	1,072,488.94	01/30/2013	1,128,306.04	
3138E4YC9		FHMA #AK0706				2,222,500.00	01/28/2014	1,571,230.10	
TIB	164028308		3.5	02/01/2027	305	1,469,599.21	04/03/2013	1,545,049.46	
3138E4YC9		FHMA #AK0706				2,149,020.22	01/30/2013	2,296,092.69	
TIB	164028413		3.5	02/01/2027	305	2,149,020.22	01/30/2013	2,260,229.80	
3138EGSH8		FHMA #AL0519				2,600,000.00	01/28/2014	1,671,108.43	
TIB	164024507		4	03/01/2026	305	1,546,301.60	05/22/2012	1,662,487.59	
3138EJNE4		FHMA #AL2188 ARM				2,900,000.00	01/28/2014	1,914,551.10	
TIB	164027988		2.351	06/01/2042	305	1,619,842.74	01/30/2013	1,889,687.45	
31416BH40		FHMA #954933				3,650,000.00	01/28/2014	1,988,864.06	
TIB	164006062		6	09/01/2023	305	1,031,453.65	10/18/2010	1,119,634.49	
31418AF78		FHMA #MA1089				2,850,000.00	01/28/2014	2,394,051.96	
TIB	164027935		4	06/01/2032	305	2,202,722.71	01/30/2013	2,326,168.93	
31418AF78		FHMA #MA1153				4,000,000.00	01/28/2014	3,418,153.02	
TIB	164029358		3	08/01/2022	305	2,938,081.64	01/30/2013	3,063,769.52	
31418AJ33		FHMA #MA1181				4,950,000.00	01/28/2014	4,015,687.12	
TIB	164029593		3	09/01/2022	305	3,780,817.18	01/30/2013	3,942,600.84	
31418AK60		FHMA #MA1218				3,950,000.00	01/28/2014	3,276,283.41	
TIB	164029388		3	10/01/2022	305	3,084,784.10	01/30/2013	3,216,916.63	
31419AY35		FHMA POOL AE0729				2,100,000.00	01/28/2014	1,312,992.50	
TIB	164024025		4	01/01/2026	305	1,223,115.81	05/22/2012	1,313,893.48	
TOTAL FOR PLEDGED hockc						Orig Face: 39,872,500.00	Current Face: 26,097,575.50	Market: 27,328,686.02	Book: 27,719,178.89

The information contained herein, while believed to be reliable, is not guaranteed.
 For assistance please contact T19 Investment Portfolio (972) 650-6078



Trusted

Partner

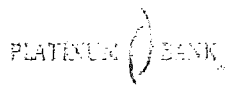
From: Stephen Gutleber <SGutleber@platinumbanktexas.com>
 To: hockleytreasurer <hockleytreasurer@aol.com>
 Cc: Judy Rountree <Jroundree@platinumbanktexas.com>
 Subject: January Pledge Detail
 Date: Mon, Feb 3, 2014 9:35 am

Denise,

See below.

Platinum Bank Pledge Agreement Summary As of 1/31/14							
Attn: Denise Bohannon Hockley County 802 Houston Street Levelland, TX 79335							
Pledge Agreement Collateralized by							
Account Balance	Type	Issuer	Cusip Number	Par Amount	Interest Rate	Maturity Date	Current Market Value (as of 1/31/14)
CD # 2555 \$ 2,055,174.81	MBS	FNMA	313622M11	811,984.37	3.500%	1/1/2027	730,797.47
CD # 2557 \$ 2,025,784.69	MBS	GNMA	25241L314	715,245.54	4.500%	5/15/2025	588,167.38
\$ 4,081,959.70	MBS	GNMA	35241L412	1,150,753.59	4.500%	12/20/2031	847,038.43
	MUNI	JEFFERSON TX ISD	4752140V6	400,000.00	2.500%	2/15/2020	401,555.00
	MUNI	KERRVILLE TX	492422L01	225,000.00	2.750%	2/15/2027	215,351.00
	MUNI	MAYPEARL TX ISD	578455K74	500,000.00	2.000%	2/15/2032	478,226.00
	MUNI	ROSENBERG TX	777520V09	595,000.00	4.050%	2/1/2025	618,955.50
	MUNI	WEATHERFORD TX	947100M10	300,000.00	4.125%	2/1/2026	318,942.00
	Total Securities Pledged						4,177,147.78
FDIC Coverage	250,000.00						
Total Securities Pledged	\$ 4,177,147.78						
Excess Coverage	\$ (305,188.00)						
INVESTMENT SECURITIES ARE NOT FDIC INSURED							

Thanks,



Stephen Gutleber

Analyst - Department of Operations

sgutleber@platinumbanktexas.com

www.platinumbanktexas.com

Platinum Bank | 6502 Slide Rd., Suite 110 | Lubbock, TX 79424

TREASURER'S JANUARY 2014 FINANCIAL REPORT

HOCKLEY COUNTY Mallet Event Center and Arena
 \$14,515,000 - Bond Issue - 10 Year Repayment
 Fund 065, Series 2009 3.04%

FYE	Previous Balance Outstanding	Principal Payment Due	Interest Payment Due	Current Balance Outstanding
2010	\$17,636,079.00	\$1,185,000.00	\$312,878.88	
PD				\$15,871,600.00
2011	\$15,871,600.00	\$1,255,000.00	\$508,100.00	
PD				\$14,108,500.00
2012	\$14,108,500.00	\$1,305,000.00	\$456,900.00	
PD				\$12,346,600.00
2013	\$12,346,600.00	\$1,360,000.00	\$403,600.00	
PD				\$10,583,000.00
2014	\$10,583,000.00	\$1,415,000.00	\$348,100.00	
				\$8,819,900.00
2015	\$8,819,900.00	\$1,475,000.00	\$290,300.00	
				\$7,054,600.00
2016	\$7,054,600.00	\$1,535,000.00	\$230,100.00	
				\$5,289,500.00
2017	\$5,289,500.00	\$1,595,000.00	\$167,500.00	
				\$3,527,000.00
2018	\$3,527,000.00	\$1,660,000.00	\$102,400.00	
				\$1,764,600.00
2019	\$1,764,600.00	\$1,730,000.00	\$34,600.00	
				\$0.00

*Principal Payments Due Annually
 **Interest Payments are Due Semi-annually

Treasurer's Monthly Report
 Prepared by Denise Bohannon, Hockley County Treasurer

Purchase Date	Account	Bank	Beginning Amount	Maturity Date	Interest Rate	Interest Paid	Month's Interest Earned	Current Bal
11/26/2012	011-AdValorem	Platinum	\$2,000,000.00	11/26/2014	1.15%	Monthly	\$1,961.81	\$2,026,784.89
11/26/2012	011-AdValorem	Platinum	\$2,000,000.00	11/26/2014	1.10%	Monthly	\$1,910.71	\$2,065,174.81
11/28/2011	060-I&S Hosp. Bd.	Aim	\$36,481.21	11/28/2014	0.55%	Monthly	\$17.39	\$37,252.59