

TREASURER'S 4th QTR. 2018 FINANCIAL REPORT

THE STATE OF TEXAS
COUNTY OF HOCKLEY
AFFIDAVIT

The Treasurer's Quarterly Report includes, but is not limited to, money received and disbursed; debts due to (if known) and owed By the county; and all other proceedings in the treasurer's office that pertain to the Financial Standing of Hockley County. {LGC 114.026(a)(b)}

The Treasurer's Books and the Auditor's General Ledger agree. The Bank Statements have been reconciled; any adjustments Have been noted.

The affidavit must state the amount of the cash and other assets that are in the custody of the county treasurer at the time of The examination. {LGC 114.026 (d)} **\$18,825,817.07** Quarter's Ending Balance

Any interest earned that is posted by financial institutions to our accounts on the last business day of the month is included In the combined statement of receipts and disbursements. **\$111,934.47** Quarter's Interest Earned

The Treasurer's Quarterly Report has been submitted and the Bank Reconciliation is pending review by Auditor. {LGC 114.026(b)}

All investments are in compliance with both the Public Funds Investment Act and the Hockley County Investment Policy. The investment strategy is passive, which maintains a liquid cash flow and safety of the investment as priority. {LGC 2256.023}

Therefore, Denise Bohannon, County Treasurer of Hockley County, Texas, who being fully sworn, upon oath says that the within And foregoing report is true and correct to the best of her knowledge.


Filed with accompanying vouchers this the _____ day of _____, 20__.



Denise Bohannon, Treasurer, Hockley County


Commissioners' Court having reviewed the Treasurer's Report as presented, having taken reasonable steps to ensure its accuracy and based upon presentations of the Treasurer's Office approve the report, subject to the independent auditor's Review and request that it be filed with the official minutes of this meeting. {LGC 114.026(c)}


In addition, the below signatures affirm that the Treasurer's Report complies with statutes as referenced. {LGC 114.026(d)}



Shirley Penner, Auditor, Hockley County / Date


Charla Baldrige, County Judge



Curtis Thrash, Comm. Pct. #1


Larry Carter, Comm. Pct. #2


Whitey Barnett, Comm. Pct. #3


Tommy Clevenger, Comm. Pct. #4

Sworn to & Subscribed to Before Me, by the County Treasurer, the Auditor & Commissioners Court on this 10 day of April 2019.


Jennifer Palermo, County Clerk

Treasurer's Financial Report
Prepared by Denise Bohannon, Hockley County Treasurer

SECTION 1 – Cash Flow

Pages 1-5 Combined Statement of Cash Receipts and Disbursements
Includes Interest and Bank Service Charge

Page 6-11 Bank Collateral
Pledged Securities the Banks have pledged on behalf of Hockley County

Page 12 Bond Indebtedness – Mallet Event Center

Page 13 Certificates of Deposit

SECTION 2 – Investments Long Term

Per the Public Funds Investment Act and the Hockley County Investment Policies, the Investments Report Is required on a Quarterly Basis. However, in an effort to keep the Commissioners' Court informed *available* Information is provided on a Monthly basis.

All investments are in compliance with both the Public Funds Investment Act and the Hockley County Investment Policy. The investment strategy is passive, which maintains a liquid cash flow and safety of The investment as priorities. {GC 2256.023}

Investments – Funds are not immediately available – must wait until maturity

COMBINED STATEMENT OF CASH RECEIPTS AND DISBURSEMENTS FROM OCTOBER

ACCOUNT NAME	BEGINNING CASH BALANCE	CASH RECEIPTS	CASH DISBURSEMENTS	ENDING CASH BALANCE
GRAND TOTALS	18,303,611.11	28,246,151.17	27,723,945.21	18,825,817.07

ACCOUNT NAME	BEGINNING CASH BALANCE	CASH RECEIPTS	CASH DISBURSEMENTS	ENDING CASH BALANCE
2018 083 CA THEFT OF SERVICE				
CASH	6,098.39	631.51	1,242.55	5,487.35
FUND TOTALS	6,098.39	631.51	1,242.55	5,487.35
2018 084 SHERIFF WORK RELEASE PROGRAM				
CASH	1,933.89	12.16	.00	1,946.05
FUND TOTALS	1,933.89	12.16	.00	1,946.05
2018 085 HOCKLEY CO GRANTS FUND				
CASH	10,221.79	63.29	455.40	9,829.68
FUND TOTALS	10,221.79	63.29	455.40	9,829.68
2018 087 HC JUVENILE PROBATION FEES				
CASH/AIM	16,441.58	329.28	.00	16,770.86
FUND TOTALS	16,441.58	329.28	.00	16,770.86
2018 088 PAYROLL CLEARING ACCOUNT				
CASH/ASB	2,498.04	880,116.24	879,922.74	2,691.54
FUND TOTALS	2,498.04	880,116.24	879,922.74	2,691.54
2018 089 SEIZURE PROCEEDS FUND				
CASH/ASB	39,707.60	242.84	911.80	39,038.64
FUND TOTALS	39,707.60	242.84	911.80	39,038.64
2019 090 JUVENILE PROBATION FUND				
CASH/AIM	32,850.80	89,828.45	69,132.89	53,546.36
ACCOUNTS RECEIVABLE	97.75	.00	.00	97.75
FUND TOTALS	32,753.05	89,828.45	69,132.89	53,448.61
2018 091 JUVENILE PROBATION RESTITUTION				
CASH	38,456.20	240.80	.00	38,697.00
FUND TOTALS	38,456.20	240.80	.00	38,697.00
2019 092 HOCKLEY COUNTY COMMUNITY SUPER				
CASH/ASB	123,752.02	89,594.61	80,999.69	132,346.94
FUND TOTALS	123,752.02	89,594.61	80,999.69	132,346.94
2018 093 HOCKLEY COUNTY MEDICAL FUND				
CASH/ASB	4,790.15	24.50	1,360.00	3,454.65
FUND TOTALS	4,790.15	24.50	1,360.00	3,454.65
2018 094 COUNTY ATTORNEY RESTITUTION				
CASH/ASB	29,579.06	1,834.84	538.47	30,875.43
FUND TOTALS	29,579.06	1,834.84	538.47	30,875.43
2018 095 D. A. RESTITUTION FUND				
CASH/ASB	5,303.04	33.51	200.00	5,136.55
FUND TOTALS	5,303.04	33.51	200.00	5,136.55
2018 096 CA/DA PRE-TRIAL DIVERSION FUND				
CASH	113,088.31	2,638.34	.00	115,726.65
FUND TOTALS	113,088.31	2,638.34	.00	115,726.65
2018 098 CLEARING FUND				
CASH	.09	3,744,732.18	3,744,732.18	.09
FUND TOTALS	.09	3,744,732.18	3,744,732.18	.09

(2)

ACCOUNT NAME	BEGINNING CASH BALANCE	CASH RECEIPTS	CASH DISBURSEMENTS	ENDING CASH BALANCE
2018 054 JUSTICE OF PEACE #4				
CASH	1,171.95	6,566.90	6,025.00	1,713.85
FUND TOTALS	1,171.95	6,566.90	6,025.00	1,713.85
2018 055 JUSTICE OF PEACE #5				
CASH	15,850.26	58,612.90	64,401.87	10,061.29
FUND TOTALS	15,850.26	58,612.90	64,401.87	10,061.29
2018 056 SHERIFF FEE ACCOUNT				
CASH	1.50	.00	.00	1.50
FUND TOTALS	1.50	.00	.00	1.50
2018 057 SO DONATIONS FUND				
CASH/ASB	2,223.00	15,013.99	15,000.00	2,236.99
FUND TOTALS	2,223.00	15,013.99	15,000.00	2,236.99
2018 060 I&S FUND: '88 HOSPITAL BOND				
CASH/ASB	604.04	141.62	.00	745.66
TODA - CD BALANCE	37,728.69	.00	.00	37,728.69
FUND TOTALS	38,332.73	141.62	.00	38,474.35
2018 065 MPEC INTEREST & SINKING FUND				
CASH	.00	.00	.00	.00
BUSINESS ELITE SAVINGS ACCT	97,049.53	2,123.65	.00	99,173.18
TDOA - INVESTMENT BALANCE	.00	.00	.00	.00
FUND TOTALS	97,049.53	2,123.65	.00	99,173.18
2018 070 PERMANENT IMPROVEMENT FUND				
CASH/ASB	631,612.17	882,627.61	312,714.21	1,201,525.57
FUND TOTALS	631,612.17	882,627.61	312,714.21	1,201,525.57
2018 071 HOCKLEY CO ROAD BOND FUND				
CASH/AIM	22,002.79	138.92	.00	22,141.71
TDOA/ASB	.00	.00	.00	.00
FUND TOTALS	22,002.79	138.92	.00	22,141.71
2018 072 MALLET OPERATING FUND				
CASH/AIM	131,134.92	601,455.99	182,683.34	549,907.57
FUND TOTALS	131,134.92	601,455.99	182,683.34	549,907.57
2018 079 DA FEDERAL FORFEITED FUNDS				
CASH	22,296.14	143.03	207.72	22,231.45
FUND TOTALS	22,296.14	143.03	207.72	22,231.45
2018 080 FM & LR FUND				
CASH/AIM	4,659.14	29.39	.00	4,688.53
FUND TOTALS	4,659.14	29.39	.00	4,688.53
2018 081 DA TRUST ACCOUNT				
CASH/AIM	8,855.54	12,373.33	12,373.33	8,855.54
FUND TOTALS	8,855.54	12,373.33	12,373.33	8,855.54
2018 082 DA FORFEITURE FUND				
CASH	18,053.35	114.27	114.00	18,053.62
FUND TOTALS	18,053.35	114.27	114.00	18,053.62

(3)

ACCOUNT NAME	BEGINNING CASH BALANCE	CASH RECEIPTS	CASH DISBURSEMENTS	ENDING CASH BALANCE
2018 030 LAW LIBRARY FUND	28,380.40	9,458.00	18,290.25	19,548.15
AUDIT CASH ON HAND	.00	.00	.00	.00
FUND TOTALS	28,380.40	9,458.00	18,290.25	19,548.15
2018 030 LAW LIBRARY FUND	17,775.71	869.93	1,813.86	16,831.78
CASH/AIM	17,775.71	869.93	1,813.86	16,831.78
FUND TOTALS	17,775.71	869.93	1,813.86	16,831.78
2018 035 LIBRARY FUND	92,537.55	1,343.93	50,718.94	43,162.54
CASH/AIM	92,537.55	1,343.93	50,718.94	43,162.54
FUND TOTALS	92,537.55	1,343.93	50,718.94	43,162.54
2018 039 DISTRICT CLERK PRESERVATION	13,635.56	500.41	.00	14,135.97
CASH/AIM	13,635.56	500.41	.00	14,135.97
FUND TOTALS	13,635.56	500.41	.00	14,135.97
2018 040 COUNTY CLERK PRESERVATION FUND	27,271.72	10,494.84	.00	37,766.56
CASH/AIM	27,271.72	10,494.84	.00	37,766.56
TDOA - CD BALANCE - ASB	.00	.00	.00	.00
FUND TOTALS	27,271.72	10,494.84	.00	37,766.56
2018 041 RECORDS MANAGEMENT OFFICER	19,257.71	1,226.90	426.26	20,058.35
CASH/AIM	19,257.71	1,226.90	426.26	20,058.35
FUND TOTALS	19,257.71	1,226.90	426.26	20,058.35
2018 042 R&B EXTRA FEE ACCOUNT	283,613.01	47,171.48	250,000.00	80,784.49
CASH/ASB	283,613.01	47,171.48	250,000.00	80,784.49
FUND TOTALS	283,613.01	47,171.48	250,000.00	80,784.49
2018 043 COURTHOUSE SECURITY FUND	46,811.92	3,565.92	253.60	50,124.24
CASH/AIM	46,811.92	3,565.92	253.60	50,124.24
FUND TOTALS	46,811.92	3,565.92	253.60	50,124.24
2018 044 JUSTICE COURT TECHNOLOGY FUND	41,076.26	2,969.09	2,120.87	41,924.48
CASH	41,076.26	2,969.09	2,120.87	41,924.48
FUND TOTALS	41,076.26	2,969.09	2,120.87	41,924.48
2018 045 SHERIFF CASH BOND ACCOUNT	72,909.42	.00	1,000.00	71,909.42
CASH	72,909.42	.00	1,000.00	71,909.42
FUND TOTALS	72,909.42	.00	1,000.00	71,909.42
2018 046 COUNTY CLERK CASH BOND ACCT	55,385.02	.00	.00	55,385.02
CASH	55,385.02	.00	.00	55,385.02
FUND TOTALS	55,385.02	.00	.00	55,385.02
2018 047 JPS CASH BOND ACCOUNT	4,284.71	500.00	.00	4,784.71
CASH	4,284.71	500.00	.00	4,784.71
FUND TOTALS	4,284.71	500.00	.00	4,784.71
2018 048 COUNTY CLERK	24,778.45	73,311.18	73,918.18	24,171.45
CASH	24,778.45	73,311.18	73,918.18	24,171.45
FUND TOTALS	24,778.45	73,311.18	73,918.18	24,171.45
2018 051 JUSTICE OF PEACE #1	6,588.30	21,006.39	21,099.59	6,495.10
CASH	6,588.30	21,006.39	21,099.59	6,495.10
FUND TOTALS	6,588.30	21,006.39	21,099.59	6,495.10
2018 052 JUSTICE OF PEACE #2	889.76	3,373.26	3,231.16	1,031.86
CASH	889.76	3,373.26	3,231.16	1,031.86

ACCOUNT NAME	BEGINNING CASH BALANCE	CASH RECEIPTS	CASH DISBURSEMENTS	ENDING CASH BALANCE
2018 010 GENERAL FUND				
CASH/AIM	1,294,298.70	8,996,285.40	3,967,331.67-	6,323,252.43
AUDIT CASH ON HAND	.00	.00	.00	.00
TDOA/CD/ASB	.00	.00	.00	.00
FUND TOTALS	1,294,298.70	8,996,285.40	3,967,331.67-	6,323,252.43
2018 011 AD VALOREM TAX ACCOUNT				
CASH/AIM	38,051.15	5,070,449.50	5,000,000.00-	108,500.65
CASH/TC AD VAL EXCESS	4,385,904.85	3,298,932.98	5,173,932.00-	2,510,905.83
CASH/BE SAVINGS	.00	.00	.00	.00
TDOA - CD/AIM BANK	9,121,247.71	27,703.94	5,051,076.30-	4,097,875.35
TDOA - CD/ PLAT	.00	.00	.00	.00
FUND TOTALS	13,545,203.71	8,397,086.42	15,225,008.30-	6,717,281.83
2018 012 OFFICERS SALARY FUND				
CASH/AIM	366,125.45-	2,773,015.01	1,323,527.97-	1,083,361.59
AUDIT CASH ON HAND	.00	.00	.00	.00
FUND TOTALS	366,125.45-	2,773,015.01	1,323,527.97-	1,083,361.59
2018 013 AUTO REGISTRATION FUND				
CASH/AIM	393,223.39	499.35	360,000.00-	33,722.74
FUND TOTALS	393,223.39	499.35	360,000.00-	33,722.74
2018 014 INDIGENT HEALTH CARE FUND				
CASH/AIM	112,626.81	720.67	5,971.24-	107,376.24
FUND TOTALS	112,626.81	720.67	5,971.24-	107,376.24
2018 016 HOCKLEY COUNTY: LEOSE FUND				
CASH/AIM	26,863.26	927.65	1,304.00-	26,486.91
FUND TOTALS	26,863.26	927.65	1,304.00-	26,486.91
2018 017 JURY FUND				
CASH/AIM	3,496.85	131,030.60	126,647.74-	7,879.71
AUDIT CASH ON HAND	.00	.00	.00	.00
FUND TOTALS	3,496.85	131,030.60	126,647.74-	7,879.71
2018 021 ROAD & BRIDGE #1				
CASH/AIM	10,538.88	168,142.86	176,634.83-	2,046.91
CASH/LAT1 AIM	58,804.90	8,579.21	.00	67,384.11
FUND TOTALS	69,343.78	176,722.07	176,634.83-	69,431.02
2018 022 ROAD & BRIDGE #2				
CASH/AIM	399,821.00	173,171.80	301,051.70-	271,941.10
CASH/LATRD2/AIM	112,572.66	8,579.21	.00	121,151.87
FUND TOTALS	512,393.66	181,751.01	301,051.70-	393,092.97
2018 023 ROAD & BRIDGE #3				
CASH/ASB	332,758.63	836,856.00	265,902.65-	903,711.98
CASH/LATRD3	73,359.59	8,579.20	.00	81,938.79
FUND TOTALS	406,118.22	845,435.20	265,902.65-	985,650.77
2018 024 ROAD & BRIDGE #4				
CASH/ASB	95,200.26	168,643.12	174,677.21-	89,166.17
CASH/LATRD4	57,906.19	8,579.19	.00	66,485.38
FUND TOTALS	153,106.45	177,222.31	174,677.21-	155,651.55
2018 025 ROAD & BRIDGE #5				
CASH/AIM	28,380.40	9,458.00	18,290.25-	19,548.15

5

Pledge Report

Aimbank

Client #: 33584

10/30/2018 1:52:38 PM



HOCKEY COUNTY :

Group	CUSIP	Description	Ticket Intention	Mat. Date Coupon	Pig Amount Location	Factor Factor Date	Mkt Price Price Date	Pledged Par	Pig Mkt Val	Pig Book Val
MBS	31419KD69		1149557 AFS	2040-12-01 4.00000	6,000,000.00 TIB	0.3108875900 2018-10-01	101.039001 2018-10-29	1,865,325.54	1,884,706.29	1,963,007.48
MBS	31419AY35	FNMA POOL #AEB224	1149555 AFS	2026-01-01 4.00000	2,100,000.00 TIB	0.1934241400 2018-10-01	101.786003 2018-10-29	406,190.69	413,445.27	427,711.01
MBS	3140EUEA3	FNMA POOL #AE0729	1149539 AFS	2030-12-01 3.00000	1,500,000.00 TIB	0.6805212900 2018-10-01	98.718002 2018-10-29	1,020,781.94	1,007,695.53	1,052,615.26
MBS	3138EAYC9	FNMA POOL #BC0128	1149524 AFS	2027-02-01 3.50000	3,250,000.00 TIB	0.1785319400 2018-10-01	100.375000 2018-10-29	580,228.81	582,404.66	611,278.13
MBS	3138EGSH8	FNMA POOL #AK0706	1149525 AFS	2026-03-01 4.00000	2,500,000.00 TIB	0.2100773600 2018-10-01	102.015999 2018-10-29	525,193.40	535,781.29	555,771.93
MBS	31418AF78	FNMA POOL #AL0519	1149550 AFS	2032-06-01 4.00000	2,850,000.00 TIB	0.2936552900 2018-10-01	102.117996 2018-10-29	836,917.58	854,643.46	900,516.67
MBS	3140C9A60	FNMA Pool #MA1089	1149544 HTM	2033-06-01 4.00000	500,000.00 TIB	0.9654969300 2018-10-01	101.810997 2018-10-29	482,748.47	491,491.03	495,539.99
MBS	31410LT69	FNMA POOL #CA1828	1149547 HTM	2036-09-01 3.00000	3,000,000.00 TIB	0.7853769000 2018-10-01	96.012001 2018-10-29	2,356,130.70	2,262,168.23	2,371,987.81
CMB	3137B3NA2	FNMA POOL #890773	1149502 AFS	2023-04-25 3.25000	2,000,000.00 TIB	1.0000000000 2018-10-01	99.997437 2018-10-29	2,000,000.00	1,999,948.74	2,072,691.10
CMB	3137B4GY6	FHMS K030 A2	1149503 HTM	2023-05-25 3.31000	2,860,000.00 TIB	1.0000000000 2018-10-01	100.130661 2018-10-29	2,860,000.00	2,863,736.90	2,969,823.35
MBS	3138EAYC9	FNMA POOL #AK0706	1149523 AFS	2027-02-01 3.50000	2,222,500.00 TIB	0.1785319400 2018-10-01	100.375000 2018-10-29	396,787.24	399,275.19	418,111.41
MBS	3132J4HC6	FHLMC GOLD POOL #G30926	1149482 AFS	2036-04-01 3.50000	3,500,000.00 TIB	0.7021234900 2018-10-01	99.999002 2018-10-29	2,457,432.22	2,442,663.10	2,568,984.54
MBS	3132KF3F7	FHLMC GOLD POOL #V61698	1149483 HTM	2032-07-01 3.00000	5,000,000.00 TIB	0.8568115900 2018-10-01	98.216003 2018-10-29	4,294,057.95	4,217,452.09	4,389,420.38
MBS	3132LMBZ8	FHLMC GOLD POOL #K91056	1149484 HTM	2033-09-01 3.50000	7,175,000.00 TIB	0.5201643400 2018-10-01	99.707001 2018-10-29	3,732,179.14	3,721,243.89	3,862,951.06
CMB	3136A7D3	FNA 2012-M9 A2	1149485 AFS	2022-04-25 2.48200	1,742,000.00 TIB	0.8372533400 2018-10-01	97.567848 2018-10-29	1,458,495.32	1,423,022.50	1,491,278.59
MBS	3128MMSZ7	FHLMC GOLD POOL #G18655	1149479 HTM	2029-12-01 3.50000	4,800,000.00 TIB	0.4363079800 2018-10-01	100.360001 2018-10-29	2,094,278.30	2,101,817.73	2,152,906.22



Pledge Report

Aimbank
Client #: 33584
10/30/2018 1:52:38 PM

HOCKC Totals	\$50,999,500.00	\$27,366,747.30	\$27,200,495.90	\$28,304,594.93
--------------	-----------------	-----------------	-----------------	-----------------

(7)

Pledge Report

Aimbank
Client #: 33584
11/27/2018 3:46:35 PM



Group	CUSIP	Description	Ticket Intention	Mat. Date Coupon	Plg Amount Location	Factor Factor Date	Mkt Price Price Date	Pledged Par	Plg Mkt Val	Plg Book Val
MBS	31418AF78	FNMA Pool #MA1089	1149550 AFS	2032-06-01 4.00000	2,850,000.00 TIB	0.2886139200 2018-11-01	102.021004 2018-11-26	822,549.67	839,173.43	884,967.03
MBS	31419AY35	FNMA Pool #AE0729	1149555 AFS	2026-01-01 4.00000	2,100,000.00 TIB	0.1870588800 2018-11-01	101.827003 2018-11-26	392,823.65	400,000.55	413,596.48
MBS	31419K069	FNMA Pool #AE8224	1149557 AFS	2040-12-01 4.00000	6,000,000.00 TIB	0.3055894200 2018-11-01	100.948997 2018-11-26	1,833,536.52	1,850,936.73	1,929,553.75
MBS	3138EAYC9	FNMA Pool #AK0706	1149523 AFS	2027-02-01 3.50000	2,222,500.00 TIB	0.1716479500 2018-11-01	100.142998 2018-11-26	381,487.57	382,033.09	401,928.26
MBS	3138EAYC9	FNMA Pool #AK0706	1149524 AFS	2027-02-01 3.50000	3,250,000.00 TIB	0.1716479500 2018-11-01	100.142998 2018-11-26	557,855.84	558,653.56	587,618.79
MBS	3138EGSH8	FNMA Pool #AL0519	1149525 AFS	2026-03-01 4.00000	2,500,000.00 TIB	0.2084066800 2018-11-01	101.960999 2018-11-26	516,016.70	526,135.78	545,625.59
MBS	31410LT69	FNMA Pool #890773	1149547 HTM	2036-09-01 3.00000	3,000,000.00 TIB	0.7803139000 2018-11-01	95.848000 2018-11-26	2,340,941.70	2,243,745.80	2,356,467.90
MBS	3140EUEA3	FNMA Pool #BC0128	1149539 AFS	2030-12-01 3.00000	1,500,000.00 TIB	0.6690241200 2018-11-01	98.748001 2018-11-26	1,003,536.18	990,971.92	1,034,785.52
MBS	3140Q9A60	FNMA Pool #CA1828	1149544 HTM	2033-05-01 4.00000	500,000.00 TIB	0.9529281200 2018-11-01	101.827003 2018-11-26	476,464.06	485,169.07	489,084.78
CMB	3137B3NA2	FHMS K030 A2	1149502 AFS	2023-04-25 3.25000	2,000,000.00 TIB	1.0000000000 2018-11-01	99.617851 2018-11-26	2,000,000.00	1,992,957.02	2,071,266.53
CMB	3137B4GY6	FHMS K032 A2	1149503 HTM	2023-05-25 3.31000	2,860,000.00 TIB	1.0000000000 2018-11-01	99.930771 2018-11-26	2,860,000.00	2,858,020.05	2,967,796.89
CMB	3136A72D3	FNA 2012-M9 A2	1149485 AFS	2022-04-25 2.48200	1,742,000.00 TIB	0.8166921700 2018-11-01	97.691383 2018-11-26	1,422,677.76	1,389,833.58	1,453,855.59
MBS	3132J4HC6	FHLMC GOLD POOL #G30926	1149482 AFS	2036-04-01 3.50000	3,500,000.00 TIB	0.6954915700 2018-11-01	99.278000 2018-11-26	2,434,220.50	2,416,645.42	2,544,582.11
MBS	3132KF3F7	FHLMC GOLD POOL #V81698	1149483 HTM	2032-07-01 3.00000	5,000,000.00 TIB	0.8457167700 2018-11-01	98.195999 2018-11-26	4,228,583.65	4,152,300.16	4,322,250.13
MBS	3132LMBZ8	FHLMC GOLD POOL #K91056	1149484 HTM	2033-09-01 3.50000	7,175,000.00 TIB	0.5112311100 2018-11-01	100.019997 2018-11-26	3,668,083.21	3,668,816.72	3,796,165.60
MBS	3128MMSZ7	FHLMC GOLD POOL #G18535	1149479 HTM	2028-12-01 3.50000	4,800,000.00 TIB	0.4259398600 2018-11-01	100.264999 2018-11-26	2,044,511.33	2,049,929.26	2,101,746.06

HOCKEY COUNTY :



Pledge Report

Aimbank

Client #: 33584

11/27/2018 3:46:35 PM

HOCKC Totals	\$50,999,500.00	\$26,983,288.54	\$26,804,722.14	\$27,901,291.01
--------------	-----------------	-----------------	-----------------	-----------------

(9)

Pledge Report

Airbank

Client #: 33584

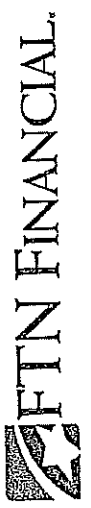
12/28/2018 3:26:30 PM



Group	CUSIP	Description	Ticket	Mat. Date	Coupon	Pig Amount	Location	Factor	Factor Date	Mkt Price	Price Date	Pledged Par	Pig Mkt Val	Pig Book Val
MBS	31419AY35		1149555	2026-01-01	4.00000	2,100,000.00	TIB	0.1827909500	2018-12-01	102.200996	2018-12-27	393,861.00	392,309.76	403,879.43
MBS	FNMA POOL #AE0729		AFS	4.00000										
MBS	31419KD69		1149557	2040-12-01	4.00000	6,000,000.00	TIB	0.3047017600	2018-12-01	102.541000	2018-12-27	1,828,210.56	1,874,665.39	1,922,984.64
MBS	FNMA POOL #AE8224		AFS	4.00000										
MBS	31418AF78		1149550	2032-06-01	4.00000	2,850,000.00	TIB	0.2851050000	2018-12-01	103.458000	2018-12-27	812,549.25	840,647.20	873,840.88
MBS	FNMA Pool #MA1089		AFS	4.00000										
MBS	3138EAYC9		1149523	2027-02-01	3.50000	2,222,500.00	TIB	0.1697494200	2018-12-01	101.216003	2018-12-27	377,268.09	381,855.68	397,093.33
MBS	FNMA POOL #AK0706		AFS	3.50000										
MBS	3138EAYC9		1149524	2027-02-01	3.50000	3,250,000.00	TIB	0.1697494200	2018-12-01	101.216003	2018-12-27	551,685.62	558,394.13	580,552.37
MBS	FNMA POOL #AK0706		AFS	3.50000										
MBS	3138EGSH8		1149525	2026-03-01	4.00000	2,500,000.00	TIB	0.2020154000	2018-12-01	102.331001	2018-12-27	505,038.50	516,810.95	533,735.90
MBS	FNMA POOL #AL0519		AFS	4.00000										
MBS	3140Q9A60		1149544	2033-05-01	4.00000	500,000.00	TIB	0.9457060700	2018-12-01	102.200996	2018-12-27	472,853.04	483,260.51	485,290.28
MBS	FNMA POOL #CA1828		HTM	4.00000										
MBS	3140EUEA3		1149539	2030-12-01	3.00000	1,500,000.00	TIB	0.6522365300	2018-12-01	99.821999	2018-12-27	978,354.80	976,613.31	1,008,820.01
MBS	FNMA POOL #BC0128		AFS	3.00000										
MBS	31410LT69		1149547	2036-09-01	3.00000	3,000,000.00	TIB	0.7769405900	2018-12-01	98.057999	2018-12-27	2,330,821.77	2,285,557.19	2,346,111.73
MBS	FNMA POOL #890773		HTM	3.00000										
CMB	3137B3NA2		1149502	2023-04-25	3.25000	2,000,000.00	TIB	1.0000000000	2018-12-01	100.959488	2018-12-27	2,000,000.00	2,019,189.76	2,069,838.97
CMB	FHMS K030 A2		AFS	3.25000										
CMB	3137B4GY6		1149503	2023-05-25	3.31000	2,860,000.00	TIB	1.0000000000	2018-12-01	101.251717	2018-12-27	2,860,000.00	2,895,799.11	2,965,766.01
CMB	FHMS K032 A2		HTM	3.31000										
CMB	3136A72D3		1149485	2022-04-25	2.48200	1,742,000.00	TIB	0.8017096800	2018-12-01	98.914612	2018-12-27	1,386,578.26	1,381,419.97	1,426,400.53
CMB	FNA 2012-M9 A2		AFS	2.48200										
MBS	3132J4HC6		1149482	2036-04-01	3.50000	3,500,000.00	TIB	0.6915210000	2018-12-01	101.181000	2018-12-27	2,420,323.50	2,448,907.52	2,529,491.76
MBS	FHLMC GOLD POOL #G30926		AFS	3.50000										
MBS	3132KF3F7		1149483	2032-07-01	3.00000	5,000,000.00	TIB	0.8381050000	2018-12-01	99.361000	2018-12-27	4,190,525.00	4,163,747.55	4,282,510.59
MBS	FHLMC GOLD POOL #V61698		HTM	3.00000										
MBS	3132LMBZ8		1149484	2033-09-01	3.50000	7,175,000.00	TIB	0.5070220100	2018-12-01	101.427002	2018-12-27	3,637,982.92	3,689,795.58	3,763,813.48
MBS	FHLMC GOLD POOL #K91056		HTM	3.50000										
MBS	3128MMSZ7		1149479	2029-12-01	3.50000	4,800,000.00	TIB	0.4195297400	2018-12-01	101.195999	2018-12-27	2,013,742.75	2,037,827.10	2,069,695.94
MBS	FHLMC GOLD POOL #G18535		HTM	3.50000										

Pledge Report

Aimbank
Client #: 33584
12/28/2018 3:26:30 PM



HOCKC Totals	\$50,999,500.00	\$26,759,695.06	\$26,946,800.71	\$27,659,825.85
--------------	-----------------	-----------------	-----------------	-----------------

(11)

TREASURER'S 4th QTR. 2018 FINANCIAL REPORT

**HOCKLEY COUNTY Mallet Event Center and Arena
\$14,515,000 - Bond Issue - 10 Year Repayment
Fund 065, Series 2009 3.04%**

FYE	Previous Balance Outstanding	Principal Payment Due	Interest Payment Due	Current Balance Outstanding
2010	\$17,636,079.00	\$1,185,000.00	\$312,878.88	
PD				\$15,871,600.00
2011	\$15,871,600.00	\$1,255,000.00	\$508,100.00	
PD				\$14,108,500.00
2012	\$14,108,500.00	\$1,305,000.00	\$456,900.00	
PD				\$12,346,600.00
2013	\$12,346,600.00	\$1,360,000.00	\$403,600.00	
PD				\$10,583,000.00
2014	\$10,583,000.00	\$1,415,000.00	\$348,100.00	
PD				\$8,819,900.00
2015	\$8,819,900.00	\$1,475,000.00	\$290,300.00	
PD				\$7,054,600.00
2016	\$7,054,600.00	\$1,535,000.00	\$230,100.00	
PD				\$5,289,500.00
2017	\$5,289,500.00	\$1,595,000.00	\$167,500.00	
PD				\$3,527,000.00
2018	\$3,527,000.00	\$1,660,000.00	\$102,400.00	
PD				\$1,764,600.00
2019	\$1,764,600.00	\$1,730,000.00	\$34,600.00	
				\$0.00

*Principal Payments Due Annually
**Interest Payments are Due Semi-annually

Treasurer's Financial Report
 Prepared by Denise Bohannon, Hockley County Treasurer

Certificates of Deposit									
Purchase Date	Account	Bank	Beginning Amount	Maturity Date	APR	Interest Paid	Month's Interest Earned	Current Balance	
OCT	11/28/2011	060-I&S Hosp. Bd.	Aim	\$36,481.21	11/28/2018	0.88%	Monthly	\$28.36	\$38,361.09
NOV	11/28/2011	060-I&S Hosp. Bd.	Aim	\$36,481.21	11/28/2018	0.88%	Monthly	\$29.32	\$38,390.41
DEC	11/28/2011	060-I&S Hosp. Bd.	Aim	\$36,481.21	11/28/2018	2.66%	Monthly	\$83.94	\$38,474.35
OCT	2/14/2017	011-AdValorem	Aim	4,000,000.00	2/14/2019	1.89%	Monthly	\$6,335.84	\$4,084,837.26
NOV	2/14/2017	011-AdValorem	Aim	4,000,000.00	2/14/2019	1.89%	Monthly	\$6,557.20	\$4,091,394.46
SEPT	2/14/2017	011-AdValorem	Aim	4,000,000.00	2/14/2019	1.89%	Monthly	\$6,355.87	\$4,097,750.33
OCT	5/11/2018	011-AdValorem	Aim	5,000,000.00	10/12/2018	2.04%	Monthly	\$6,335.84	\$5,051,076.30