

TREASURER'S 3rd QTR. 2018 FINANCIAL REPORT

THE STATE OF TEXAS  
COUNTY OF HOCKLEY  
AFFIDAVIT

The Treasurer's Quarterly Report includes, but is not limited to, money received and disbursed; debts due to (if known) and owed By the county; and all other proceedings in the treasurer's office that pertain to the Financial Standing of Hockley County. {LGC 114.026(a)(b)}

The Treasurer's Books and the Auditor's General Ledger agree. The Bank Statements have been reconciled; any adjustments Have been noted.

The affidavit must state the amount of the cash and other assets that are in the custody of the county treasurer at the time of The examination. {LGC 114.026 (d)} **\$18,303,611.11 Months' Ending Balance**

Any interest earned that is posted by financial institutions to our accounts on the last business day of the month is included In the combined statement of receipts and disbursements. **\$106,397.21 Months' Interest Earned**

The Treasurer's Quarterly Report has been submitted and the Bank Reconciliation is pending review by Auditor. {LGC 114.026(b)}

All investments are in compliance with both the Public Funds Investment Act and the Hockley County Investment Policy. The investment strategy is passive, which maintains a liquid cash flow and safety of the investment as priority. {LGC 2256.023}


Therefore, Denise Bohannon, County Treasurer of Hockley County, Texas, who being fully sworn, upon oath says that the within And foregoing report is true and correct to the best of her knowledge.


Filed with accompanying vouchers this the 14 day of Jan 2019.


  
Denise Bohannon, Treasurer, Hockley County


Commissioners' Court having reviewed the Treasurer's Report as presented, having taken reasonable steps to ensure its accuracy and based upon presentations of the Treasurer's Office approve the report, subject to the independent auditor's Review and request that it be filed with the official minutes of this meeting. {LGC 114.026(c)}


In addition, the below signatures affirm that the Treasurer's Report complies with statutes as referenced. {LGC 114.026(d)}

  
Shirley Penner, Auditor, Hockley County / Date

  
Sharla Baldrige, County Judge


  
Curtis Thrash, Comm. Pct. #1

  
Larry Carter, Comm. Pct. #2

  
Whitey Barnett, Comm. Pct. #3

  
Tommy Clevenger, Comm. Pct. #4

Sworn to & Subscribed to Before Me, by the County Treasurer, the Auditor & Commissioners Court on this 23 day of January 2019.

  
Jennifer Palermo, County Clerk

**Treasurer's Financial Report**  
*Prepared by Denise Bohannon, Hockley County Treasurer*

**SECTION 1 – Cash Flow**

**Pages 1-5** Combined Statement of Cash Receipts and Disbursements  
Includes Interest and Bank Service Charge

**Page 6-8** Bank Collateral  
Pledged Securities the Banks have pledged on behalf of Hockley County

**Page 9** Bond Indebtedness – Mallet Event Center

**Page 10** Certificates of Deposit

**SECTION 2 – Investments Long Term**

Per the Public Funds Investment Act and the Hockley County Investment Policies, the Investments Report is required on a Quarterly Basis. However, in an effort to keep the Commissioners' Court informed *available* information is provided on a Monthly basis.

All investments are in compliance with both the Public Funds Investment Act and the Hockley County Investment Policy. The investment strategy is passive, which maintains a liquid cash flow and safety of the investment as priorities. {GC 2256.023}

---

Investments – Funds are not immediately available – must wait until maturity

ACCOUNT NAME	BEGINNING CASH BALANCE	CASH RECEIPTS	CASH DISBURSEMENTS	ENDING CASH BALANCE
GRAND TOTALS	21,251,404.50	5,982,910.29	8,930,703.68-	18,303,611.11

ACCOUNT NAME	BEGINNING CASH BALANCE	CASH RECEIPTS	CASH DISBURSEMENTS	ENDING CASH BALANCE
2018 083 CA THEFT OF SERVICE CASH FUND TOTALS	5,620.93 5,620.93	1,890.81 1,890.81	1,413.35 1,413.35	6,098.39 6,098.39
2018 084 SHERIFF WORK RELEASE PROGRAM CASH FUND TOTALS	1,922.64 1,922.64	11.25 11.25	.00 .00	1,933.89 1,933.89
2018 085 HOCKLEY CO GRANTS FUND CASH FUND TOTALS	10,852.91 10,852.91	63.38 63.38	694.50 694.50	10,221.79 10,221.79
2018 087 HC JUVENILE PROBATION FEES CASH/AIM FUND TOTALS	15,926.68 15,926.68	514.90 514.90	.00 .00	16,441.58 16,441.58
2018 088 PAYROLL CLEARING ACCOUNT CASH/ASB FUND TOTALS	2,309.43 2,309.43	1,039,778.71 1,039,778.71	1,039,590.10 1,039,590.10	2,498.04 2,498.04
2018 089 SEIZURE PROCEEDS FUND CASH/ASB FUND TOTALS	34,627.54 34,627.54	5,080.06 5,080.06	.00 .00	39,707.60 39,707.60
2018 090 JUVENILE PROBATION FUND CASH/AIM ACCOUNTS RECEIVABLE FUND TOTALS	64,992.67 97.75 64,894.92	45,676.72 .00 45,676.72	77,818.59 .00 77,818.59	32,850.80 97.75 32,753.05
2018 091 JUVENILE PROBATION RESTITUTION CASH FUND TOTALS	35,756.43 35,756.43	2,811.79 2,811.79	112.02 112.02	38,456.20 38,456.20
2018 092 HOCKLEY COUNTY COMMUNITY SUPER CASH/ASB FUND TOTALS	124,270.57 124,270.57	94,016.65 94,016.65	94,535.20 94,535.20	123,752.02 123,752.02
2018 093 HOCKLEY COUNTY MEDICAL FUND CASH/ASB FUND TOTALS	4,762.24 4,762.24	27.91 27.91	.00 .00	4,790.15 4,790.15
2018 094 COUNTY ATTORNEY RESTITUTION CASH/ASB FUND TOTALS	28,799.73 28,799.73	1,317.47 1,317.47	538.14 538.14	29,579.06 29,579.06
2018 095 D A RESTITUTION FUND CASH/ASB FUND TOTALS	5,546.44 5,546.44	106.60 106.60	350.00 350.00	5,303.04 5,303.04
2018 096 CA/DA PRE-TRIAL DIVERSION FUND CASH FUND TOTALS	119,387.50 119,387.50	3,631.55 3,631.55	9,930.74 9,930.74	113,088.31 113,088.31
2018 098 CLEARING FUND CASH FUND TOTALS	.09 .09	3,633,221.06 3,633,221.06	3,633,221.06 3,633,221.06	.09 .09

ACCOUNT NAME	BEGINNING CASH BALANCE	CASH RECEIPTS	CASH DISBURSEMENTS	ENDING CASH BALANCE
2018 054 JUSTICE OF PEACE #4				
CASH	2,880.15	5,924.10	7,632.30	1,171.95
FUND TOTALS	2,880.15	5,924.10	7,632.30	1,171.95
2018 055 JUSTICE OF PEACE #5				
CASH	17,631.27	62,099.22	63,880.23	15,850.26
FUND TOTALS	17,631.27	62,099.22	63,880.23	15,850.26
2018 056 SHERIFF FEE ACCOUNT				
CASH	1.50	.00	.00	1.50
FUND TOTALS	1.50	.00	.00	1.50
2018 057 SO DONATIONS FUND				
CASH/ASB	2,210.06	12.94	.00	2,223.00
FUND TOTALS	2,210.06	12.94	.00	2,223.00
2018 060 I&S FUND: '88 HOSPITAL BOND				
CASH/ASB	517.22	86.82	.00	604.04
TODA - CD BALANCE	37,728.69	.00	.00	37,728.69
FUND TOTALS	38,245.91	86.82	.00	38,332.73
2018 065 MREC INTEREST & SINKING FUND				
CASH	.00	.00	.00	.00
BUSINESS ELITE SAVINGS ACCT	133,228.77	2,750.65	38,929.89	97,049.53
TDOA - INVESTMENT BALANCE	.00	.00	.00	.00
FUND TOTALS	133,228.77	2,750.65	38,929.89	97,049.53
2018 070 PERMANENT IMPROVEMENT FUND				
CASH/ASB	836,452.58	4,503.22	209,343.63	631,612.17
FUND TOTALS	836,452.58	4,503.22	209,343.63	631,612.17
2018 071 HOCKEY CO ROAD BOND FUND				
CASH/AIM	21,874.46	128.33	.00	22,002.79
TDOA/ASB	.00	.00	.00	.00
FUND TOTALS	21,874.46	128.33	.00	22,002.79
2018 072 MALETT OPERATING FUND				
CASH/AIM	217,128.41	123,879.82	209,873.31	131,134.92
FUND TOTALS	217,128.41	123,879.82	209,873.31	131,134.92
2018 079 DA FEDERAL FORFEITED FUNDS				
CASH	22,587.91	129.57	421.34	22,296.14
FUND TOTALS	22,587.91	129.57	421.34	22,296.14
2018 080 FM & LR FUND				
CASH/AIM	4,631.98	27.16	.00	4,659.14
FUND TOTALS	4,631.98	27.16	.00	4,659.14
2018 081 DA TRUST ACCOUNT				
CASH/AIM	8,855.54	8,994.00	8,994.00	8,855.54
FUND TOTALS	8,855.54	8,994.00	8,994.00	8,855.54
2018 082 DA FORFEITURE FUND				
CASH	18,447.08	106.27	500.00	18,053.35
FUND TOTALS	18,447.08	106.27	500.00	18,053.35

ACCOUNT NAME	BEGINNING CASH BALANCE	CASH RECEIPTS	CASH DISBURSEMENTS	ENDING CASH BALANCE
2018 030 LAW LIBRARY FUND	37,236.27	11,383.92	20,239.79	28,380.40
CASH/AIM	17,519.68	1,052.03	796.00	17,775.71
FUND TOTALS	17,519.68	1,052.03	796.00	17,775.71
2018 035 LIBRARY FUND	145,863.88	1,575.41	54,901.74	92,537.55
CASH/AIM	145,863.88	1,575.41	54,901.74	92,537.55
FUND TOTALS	145,863.88	1,575.41	54,901.74	92,537.55
2018 039 DISTRICT CLERK PRESERVATION	9,792.50	3,843.06	.00	13,635.56
CASH/AIM	9,792.50	3,843.06	.00	13,635.56
FUND TOTALS	9,792.50	3,843.06	.00	13,635.56
2018 040 COUNTY CLERK PRESERVATION FUND	37,643.57	12,697.15	23,069.00	27,271.72
CASH/AIM	37,643.57	12,697.15	23,069.00	27,271.72
TDCA - CD BALANCE - ASB		12,697.15		12,697.15
FUND TOTALS	37,643.57	25,394.30	23,069.00	39,968.87
2018 041 RECORDS MANAGEMENT OFFICER	18,435.01	1,314.34	491.64	19,257.71
CASH/AIM	18,435.01	1,314.34	491.64	19,257.71
FUND TOTALS	18,435.01	1,314.34	491.64	19,257.71
2018 042 R&B EXTRA FEE ACCOUNT	213,924.71	69,858.30	170.00	283,613.01
CASH/ASB	213,924.71	69,858.30	170.00	283,613.01
FUND TOTALS	213,924.71	69,858.30	170.00	283,613.01
2018 043 COURTHOUSE SECURITY FUND	43,104.76	3,863.16	156.00	46,811.92
CASH/AIM	43,104.76	3,863.16	156.00	46,811.92
FUND TOTALS	43,104.76	3,863.16	156.00	46,811.92
2018 044 JUSTICE COURT TECHNOLOGY FUND	41,231.84	3,051.39	3,206.97	41,076.26
CASH	41,231.84	3,051.39	3,206.97	41,076.26
FUND TOTALS	41,231.84	3,051.39	3,206.97	41,076.26
2018 045 SHERIFF CASH BOND ACCOUNT	67,909.42	11,000.00	6,000.00	72,909.42
CASH	67,909.42	11,000.00	6,000.00	72,909.42
FUND TOTALS	67,909.42	11,000.00	6,000.00	72,909.42
2018 046 COUNTY CLERK CASH BOND ACCT	54,885.02	500.00	.00	55,385.02
CASH	54,885.02	500.00	.00	55,385.02
FUND TOTALS	54,885.02	500.00	.00	55,385.02
2018 047 JPS CASH BOND ACCOUNT	4,034.71	250.00	.00	4,284.71
CASH	4,034.71	250.00	.00	4,284.71
FUND TOTALS	4,034.71	250.00	.00	4,284.71
2018 048 COUNTY CLERK	30,434.53	82,394.44	88,050.52	24,778.45
CASH	30,434.53	82,394.44	88,050.52	24,778.45
FUND TOTALS	30,434.53	82,394.44	88,050.52	24,778.45
2018 051 JUSTICE OF PEACE #1	6,263.20	21,092.34	20,767.24	6,588.30
CASH	6,263.20	21,092.34	20,767.24	6,588.30
FUND TOTALS	6,263.20	21,092.34	20,767.24	6,588.30
2018 052 JUSTICE OF PEACE #2	570.86	3,959.40	3,640.50	889.76
CASH	570.86	3,959.40	3,640.50	889.76

ACCOUNT NAME	BEGINNING CASH BALANCE	CASH RECEIPTS	CASH DISBURSEMENTS	ENDING CASH BALANCE
2018 010 GENERAL FUND	2,096,822.17	274,324.50	1,076,847.97-	1,294,298.70
CASH/AIM	.00	.00	.00	.00
AUDIT CASH ON HAND	.00	.00	.00	.00
TDOA/CD/ASB	2,096,822.17	274,324.50	1,076,847.97-	1,294,298.70
FUND TOTALS				
2018 011 AD VALOREM TAX ACCOUNT	37,832.05	219.10	.00	38,051.15
CASH/AIM	4,202,105.22	183,799.63	.00	4,385,904.85
CASH/TO AD VAL EXCESS	.00	.00	.00	.00
CASH/BE SAVINGS	9,076,039.24	45,208.47	.00	9,121,247.71
TDOA - CD/AIM BANK	.00	.00	.00	.00
TDOA - CD/ PLAT	13,315,976.51	229,227.20	.00	13,545,203.71
FUND TOTALS				
2018 012 OFFICERS SALARY FUND	849,163.86	185,151.12	1,400,440.43-	366,125.45-
CASH/AIM	.00	.00	.00	.00
AUDIT CASH ON HAND	849,163.86	185,151.12	1,400,440.43-	366,125.45-
FUND TOTALS				
2018 013 AUTO REGISTRATION FUND	390,929.28	2,294.11	.00	393,223.39
CASH/AIM	390,929.28	2,294.11	.00	393,223.39
FUND TOTALS				
2018 014 INDIGENT HEALTH CARE FUND	149,830.91	1,098.97	38,303.07-	112,626.81
CASH/AIM	149,830.91	1,098.97	38,303.07-	112,626.81
FUND TOTALS				
2018 016 HOCKLEY COUNTY: LEOSE FUND	26,706.56	156.70	.00	26,863.26
CASH/AIM	26,706.56	156.70	.00	26,863.26
FUND TOTALS				
2018 017 JURY FUND	119,211.17	4,696.82	120,411.14-	3,496.85
CASH/AIM	.00	.00	.00	.00
AUDIT CASH ON HAND	119,211.17	4,696.82	120,411.14-	3,496.85
FUND TOTALS				
2018 021 ROAD & BRIDGE #1	203,021.14	1,055.86	193,538.12-	10,538.88
CASH/AIM	58,804.90	.00	.00	58,804.90
CASH/LAT1 AIM	281,826.04	1,055.86	193,538.12-	69,343.78
FUND TOTALS				
2018 022 ROAD & BRIDGE #2	549,892.91	15,800.85	165,872.76-	399,821.00
CASH/AIM	112,572.66	.00	.00	112,572.66
CASH/LATRD2/AIM	662,465.57	15,800.85	165,872.76-	512,393.66
FUND TOTALS				
2018 023 ROAD & BRIDGE #3	465,712.72	3,121.31	136,075.40-	332,758.63
CASH/ASB	73,359.59	.00	.00	73,359.59
CASH/LATRD3	539,072.31	3,121.31	136,075.40-	406,118.22
FUND TOTALS				
2018 024 ROAD & BRIDGE #4	273,790.30	1,356.95	179,946.99-	95,200.26
CASH/ASB	57,906.19	.00	.00	57,906.19
CASH/LATRD4	331,696.49	1,356.95	179,946.99-	153,106.45
FUND TOTALS				
2018 025 ROAD & BRIDGE #5	37,236.27	11,383.92	20,239.79-	28,380.40
CASH/AIM	37,236.27	11,383.92	20,239.79-	28,380.40

Investment Portfolio Pledged Securities  
 AIM BANK  
 LITTLEFIELD, TX

InTrader (pledged )  
 Last : 06/30/2018  
 As-of: 07/31/2018  
 ZAIM 1018373

Sec ID	Ticket	Security Description Line 1	Safetkeeping Agent	Rate	Maturity	Grp	Original Face S & P	Priced Pledged	Book Value Market Value
PLEDGED TO: hocke *HOCKLEY COUNTY									
3128MMSZ7	164040305	FHLMC GOLD G16535	THE INDEPENDENT BANKERSBANK	3.5	12/01/2029	305	4,800,000.00	07/26/2018	2,253,487.65
3132J4HG6	163004717	FHLMC #G30926	THE INDEPENDENT BANKERSBANK	3.5	04/01/2036	305	2,190,666.67	03/25/2015	2,215,984.71
3132KFC37	163005948	FHLMC #V61698	THE INDEPENDENT BANKERSBANK	3.5	07/01/2032	305	3,500,000.00	07/26/2018	2,655,987.96
3132LMBZ8	164046120	FHLMC #K91056	THE INDEPENDENT BANKERSBANK	3	09/01/2033	305	2,538,713.49	12/01/2016	2,561,217.33
3138E4YC9	164028308	FHLMC #AK0706	THE INDEPENDENT BANKERSBANK	3.5	02/01/2027	305	5,000,000.00	07/26/2018	4,597,216.28
3138E4YC9	164028308	FHLMC #AK0706	THE INDEPENDENT BANKERSBANK	3.5	02/01/2027	305	4,486,407.00	12/22/2017	4,457,280.66
3138E4YC9	164028308	FHLMC #AK0706	THE INDEPENDENT BANKERSBANK	3.5	02/01/2027	305	7,175,000.00	07/26/2018	4,080,950.65
3138E4YC9	164028308	FHLMC #AK0706	THE INDEPENDENT BANKERSBANK	3.5	02/01/2027	305	3,941,549.01	07/12/2017	3,988,366.06
3138E4YC9	164028308	FHLMC #AK0706	THE INDEPENDENT BANKERSBANK	3.5	02/01/2027	305	2,222,500.00	07/26/2018	456,552.66
3138E4YC9	164028308	FHLMC #AK0706	THE INDEPENDENT BANKERSBANK	3.5	02/01/2027	305	432,544.79	04/03/2013	438,390.89
3138E4YC9	164028308	FHLMC #AK0706	THE INDEPENDENT BANKERSBANK	3.5	02/01/2027	305	3,250,000.00	07/26/2018	667,474.73
3138E4YC9	164028308	FHLMC #AK0706	THE INDEPENDENT BANKERSBANK	3.5	02/01/2027	305	632,517.70	07/30/2013	641,066.56
3138E4YC9	164028308	FHLMC #AK0706	THE INDEPENDENT BANKERSBANK	3.5	02/01/2027	305	2,500,000.00	07/26/2018	597,057.55
3138E4YC9	164028308	FHLMC #AK0706	THE INDEPENDENT BANKERSBANK	3.5	02/01/2027	305	563,245.48	05/22/2012	578,736.52
3140EUEA3	163004104	FHLMC #B0C0128	THE INDEPENDENT BANKERSBANK	3	12/01/2030	305	1,500,000.00	07/26/2018	1,087,919.92
3140Q9A60	245001829	FHMA #CA1828	THE INDEPENDENT BANKERSBANK	4	05/01/2033	305	1,054,330.55	03/28/2016	1,049,375.40
31410LT69	204074493	FHMA #890773	THE INDEPENDENT BANKERSBANK	3	09/01/2036	305	500,000.00	07/26/2018	506,455.81
31418AF78	164027935	FHMA #MA1089	THE INDEPENDENT BANKERSBANK	4	08/01/2032	305	3,000,000.00	07/12/2018	506,104.48
31419AY35	164024025	FHMA #AE8224	THE INDEPENDENT BANKERSBANK	4	01/01/2026	305	2,477,440.41	03/21/2017	2,494,364.18
31419KDB9	204076176	FNA 2012:M91A2	THE INDEPENDENT BANKERSBANK	4	12/01/2040	305	2,850,000.00	07/26/2018	2,433,595.90
3136A7ZD3	158017617	FHMS K030 A2 ARM	THE INDEPENDENT BANKERSBANK	3.25	04/25/2023	850	877,586.34	01/30/2013	945,049.68
3137B3NA2	163005813	FHMS K030 A2 ARM	THE INDEPENDENT BANKERSBANK	3.25	04/25/2023	850	2,100,000.00	07/26/2018	906,018.96
3137B4GY6	163005814	FHMS K030 A2 ARM	THE INDEPENDENT BANKERSBANK	3.31	05/25/2023	850	437,233.82	05/22/2012	460,999.34
TOTAL FOR PLEDGE ID hocke Pledged: .16									
Orig Face: 50,999,500.00 Current Face: 28,487,929.43 Market: 28,624,432.01 Book: 29,488,465.92									

The information contained herein, while believed to be reliable, is not guaranteed.  
 For assistance please contact TIB Investment Portfolio (866) 308-4842.





Investment Portfolio Pledged Securities  
 AIM BANK  
 LITTLEFIELD, TX

InTrader (pledged )  
 Last : 07/31/2018  
 As-of: 08/31/2018  
 ZAIM 1018373

Sec ID	Issuer	Security Description Line 1	Security Description Line 2	Safetkeeping Agent	Rate	Maturity	Grp	Original Face \$	Prctd Pledged	Book Value	
PLEGGED TO: hockc *HOCKLEY COUNTY											
3128MMSZ7	TIB	FHLMC GOLD G18535		THE INDEPENDENT BANKERSBANK	3.5	12/01/2029	305	4,800,000.00	08/28/2018	2,205,635.64	
31324HGC6	TIB	FHLMC #G30926		THE INDEPENDENT BANKERSBANK	3.5	04/01/2036	305	2,145,475.87	03/25/2015	2,173,774.42	
3132KFC3F7	TIB	FHLMC #V61698		THE INDEPENDENT BANKERSBANK	3.5	07/01/2032	305	3,500,000.00	08/28/2018	2,597,250.17	
3132LMBZ8	TIB	FHLMC #K91056		THE INDEPENDENT BANKERSBANK	3.5	09/01/2033	305	2,484,143.17	12/01/2016	2,513,168.21	
3138E4YC9	TIB	FHLMC #AK0706		THE INDEPENDENT BANKERSBANK	3.5	02/01/2027	305	5,000,000.00	08/28/2018	4,508,467.07	
3138E4YC9	TIB	FHLMC #AK0706		THE INDEPENDENT BANKERSBANK	3.5	02/01/2027	305	4,411,118.26	12/22/2017	4,382,587.40	
3138E4YC9	TIB	FHLMC #AK0706		THE INDEPENDENT BANKERSBANK	3.5	02/01/2027	305	7,175,000.00	08/28/2018	4,006,740.32	
3138E4YC9	TIB	FHLMC #AK0706		THE INDEPENDENT BANKERSBANK	3.5	02/01/2027	305	3,871,826.16	07/12/2017	3,929,405.36	
3138E4YC9	TIB	FHLMC #AK0706		THE INDEPENDENT BANKERSBANK	3.5	02/01/2027	305	2,222,500.00	04/03/2013	450,049.70	
3138E4YC9	TIB	FHLMC #AK0706		THE INDEPENDENT BANKERSBANK	3.5	02/01/2027	305	426,522.11	04/03/2013	432,196.98	
3138E4YC9	TIB	FHLMC #AK0706		THE INDEPENDENT BANKERSBANK	3.5	02/01/2027	305	3,250,000.00	08/28/2018	657,968.39	
3138E4YC9	TIB	FHLMC #AK0706		THE INDEPENDENT BANKERSBANK	3.5	02/01/2027	305	623,710.62	01/30/2013	632,009.08	
3138EGSH8	TIB	FHLMC #AL0519		THE INDEPENDENT BANKERSBANK	3.5	03/01/2026	305	2,500,000.00	08/28/2018	584,562.92	
3140EUA3	TIB	FHLMC #CA1828		THE INDEPENDENT BANKERSBANK	3.5	05/01/2033	305	551,682.00	06/22/2012	566,973.36	
3140EUA3	TIB	FHLMC #CA1828		THE INDEPENDENT BANKERSBANK	3.5	05/01/2033	305	1,500,000.00	08/28/2018	1,077,057.73	
3140EUA3	TIB	FHLMC #CA1828		THE INDEPENDENT BANKERSBANK	3.5	05/01/2033	305	1,044,329.82	03/28/2016	1,041,679.40	
3140EUA3	TIB	FHLMC #CA1828		THE INDEPENDENT BANKERSBANK	3.5	05/01/2033	305	490,052.97	07/12/2018	502,760.42	
31410ET69	TIB	FHLMC #990773		THE INDEPENDENT BANKERSBANK	3.5	09/01/2036	305	3,000,000.00	08/28/2018	2,467,182.94	
31410ET69	TIB	FHLMC #990773		THE INDEPENDENT BANKERSBANK	3.5	09/01/2036	305	2,450,706.45	08/12/2017	2,415,065.28	
3141BAF78	TIB	FHLMC #MA1089		THE INDEPENDENT BANKERSBANK	3.5	06/01/2032	305	2,850,000.00	08/28/2018	925,597.36	
3141BAF78	TIB	FHLMC #MA1089		THE INDEPENDENT BANKERSBANK	3.5	06/01/2032	305	859,734.59	01/30/2013	888,974.08	
3141BAF78	TIB	FHLMC #MA1089		THE INDEPENDENT BANKERSBANK	3.5	06/01/2032	305	2,100,000.00	08/28/2018	447,422.50	
3141BAF78	TIB	FHLMC #MA1089		THE INDEPENDENT BANKERSBANK	3.5	06/01/2032	305	424,521.07	05/22/2012	435,071.76	
3141BAF78	TIB	FHLMC #MA1089		THE INDEPENDENT BANKERSBANK	3.5	06/01/2032	305	6,000,000.00	08/14/2017	2,011,649.35	
3141BAF78	TIB	FHLMC #MA1089		THE INDEPENDENT BANKERSBANK	3.5	06/01/2032	305	1,911,746.64	08/14/2017	1,966,890.55	
3136AV2D3	TIB	FHMS #AE8224		THE INDEPENDENT BANKERSBANK	3.25	04/25/2023	850	1,742,000.00	08/28/2018	1,497,568.67	
3136AV2D3	TIB	FHMS #AE8224		THE INDEPENDENT BANKERSBANK	3.25	04/25/2023	850	2,000,000.00	08/10/2016	1,435,318.87	
3137B3NA2	TIB	FHMS #K030 A2 ARM		THE INDEPENDENT BANKERSBANK	3.25	04/25/2023	850	2,000,000.00	08/28/2018	2,075,665.74	
3137B3NA2	TIB	FHMS #K030 A2 ARM		THE INDEPENDENT BANKERSBANK	3.25	04/25/2023	850	2,000,000.00	01/29/2018	2,017,430.00	
3137B4GY6	TIB	FHMS #K032 A2 ARM		THE INDEPENDENT BANKERSBANK	3.31	05/25/2023	850	2,860,000.00	08/28/2018	2,973,982.46	
3137B4GY6	TIB	FHMS #K032 A2 ARM		THE INDEPENDENT BANKERSBANK	3.31	05/25/2023	850	2,860,000.00	12/22/2017	2,891,372.48	
TOTAL FOR PLEDGE ID hockc								Orig Face: 50,999,500.00	Current Face: 28,019,436.18	Market: 28,223,997.65	Book: 28,999,901.48

The information contained herein, while believed to be reliable, is not guaranteed.  
 For assistance please contact TIB Investment Portfolio (866) 308-4842.

Trusted.



Partner.

Investment Portfolio Pledged Securities  
 AIM BANK  
 LITTLEFIELD, TX

InTrader (pledged )  
 Last : 08/31/2018  
 As-of: 09/30/2018  
 ZAIM 1018373

Sec ID	Ticket	Security/Description	Line 1	Line 2	Safetkeeping Agent	Rate	Maturity	Grp	Original Face S & P	PartCurr Face	Moody	Pledged	Book Value	Market Value
<b>PLEGGED TO: hocke *HOCKLEY COUNTY</b>														
TIB	164040305	FHLMC GOLD G18535			THE INDEPENDENT BANKERSBANK	3.5	12/01/2029	305	4,800,000.00	2,122,497.17		09/25/2018	2,180,692.35	
TIB	164040305	FHLMC #G30926			THE INDEPENDENT BANKERSBANK	3.5	04/01/2036	305	3,500,000.00	2,470,126.02		09/25/2018	2,581,083.85	
TIB	163004717	FHLMC #V61698			THE INDEPENDENT BANKERSBANK	3	07/01/2032	305	5,000,000.00	4,368,973.00		09/25/2018	4,463,655.02	
TIB	163005948	FHLMC #K91056			THE INDEPENDENT BANKERSBANK	3.5	09/01/2033	305	7,175,000.00	3,788,591.63		09/25/2018	3,915,330.27	
TIB	164046120	FHLMC #AK0706			THE INDEPENDENT BANKERSBANK	3.5	02/01/2027	305	2,222,500.00	403,745.57		04/03/2013	406,112.46	
TIB	164028308	FHLMC #AK0706			THE INDEPENDENT BANKERSBANK	3.5	02/01/2027	305	3,250,000.00	590,404.10		01/30/2013	593,685.24	
TIB	164028413	FHLMC #AL0519			THE INDEPENDENT BANKERSBANK	3.5	03/01/2026	305	2,500,000.00	537,655.03		05/22/2012	550,694.33	
TIB	164024507	FHLMC #G91056			THE INDEPENDENT BANKERSBANK	3	12/01/2030	305	1,500,000.00	1,028,395.91		09/25/2018	1,060,078.63	
TIB	163004104	FHLMC #CA1828			THE INDEPENDENT BANKERSBANK	4	05/01/2033	305	500,000.00	487,510.98		07/12/2018	498,436.53	
TIB	245001829	FHLMC #90773			THE INDEPENDENT BANKERSBANK	3	09/01/2036	305	3,000,000.00	2,395,334.55		03/21/2017	2,411,193.16	
TIB	204074493	FHLMC #MA1089			THE INDEPENDENT BANKERSBANK	4	06/01/2032	305	2,850,000.00	847,133.40		01/30/2013	867,064.77	
TIB	164027935	FHLMC #POOL AEG729			THE INDEPENDENT BANKERSBANK	4	01/01/2028	305	2,100,000.00	416,750.95		05/22/2012	425,653.91	
TIB	164024025	FHLMC #AE8224			THE INDEPENDENT BANKERSBANK	4	12/01/2040	305	1,888,202.64	1,888,202.64		08/14/2017	1,920,027.97	
TIB	204076176	FHLMC #2012M9 A2			THE INDEPENDENT BANKERSBANK	2.482	04/25/2022	850	1,461,268.97	1,461,268.97		08/10/2016	1,425,247.37	
TIB	158017617	FHLMC #K030 A2 ARM			THE INDEPENDENT BANKERSBANK	3.25	04/25/2023	850	2,000,000.00	2,000,000.00	Aaa	09/25/2018	2,074,309.42	
TIB	163005813	FHLMC #K032 A2 ARM			THE INDEPENDENT BANKERSBANK	3.31	05/25/2023	850	2,860,000.00	2,860,000.00		09/25/2018	2,972,057.16	
TIB	163005814	FHLMC #K032 A2 ARM			THE INDEPENDENT BANKERSBANK	3.31	05/25/2023	850	2,860,000.00	2,860,000.00		12/22/2017	2,865,874.73	
<b>TOTAL FOR PLEDGEID hocke</b>														
<b>Pledged: 16</b>														
<b>Orig Face: 50,999,500.00</b>														
<b>Current Face: 27,663,589.93</b>														
<b>Market: 27,589,153.17</b>														
<b>Book: 28,607,600.01</b>														

The information contained herein, while believed to be reliable, is not guaranteed.  
 For assistance please contact TIB Investment Portfolio (866) 308-4842.



TREASURER'S 3rd QTR. 2018 FINANCIAL REPORT

**HOCKLEY COUNTY Mallet Event Center and Arena  
\$14,515,000 - Bond Issue - 10 Year Repayment  
Fund 065, Series 2009 3.04%**

FYE	Previous Balance Outstanding	Principal Payment Due	Interest Payment Due	Current Balance Outstanding
2010	\$17,636,079.00	\$1,185,000.00	\$312,878.88	
PD				\$15,871,600.00
2011	\$15,871,600.00	\$1,255,000.00	\$508,100.00	
PD				\$14,108,500.00
2012	\$14,108,500.00	\$1,305,000.00	\$456,900.00	
PD				\$12,346,600.00
2013	\$12,346,600.00	\$1,360,000.00	\$403,600.00	
PD				\$10,583,000.00
2014	\$10,583,000.00	\$1,415,000.00	\$348,100.00	
PD				\$8,819,900.00
2015	\$8,819,900.00	\$1,475,000.00	\$290,300.00	
PD				\$7,054,600.00
2016	\$7,054,600.00	\$1,535,000.00	\$230,100.00	
PD				\$5,289,500.00
2017	\$5,289,500.00	\$1,595,000.00	\$167,500.00	
PD				\$3,527,000.00
2018	\$3,527,000.00	\$1,660,000.00	\$102,400.00	
PD				\$1,764,600.00
2019	\$1,764,600.00	\$1,730,000.00	\$34,600.00	
				\$0.00

\*Principal Payments Due Annually  
\*\*Interest Payments are Due Semi-annually

Treasurer's Financial Report  
 Prepared by Denise Bohannon, Hockley County Treasurer

Certificates of Deposit

	Purchase Date	Account	Bank	Beginning Amount	Maturity Date	APR	Interest Paid	Month's Interest Earned
JUL Y	11/28/2011	060-1&S Hosp. Bd.	Aim	\$36,481.21	11/28/2018	0.88%	Monthly	\$28.29
AUG	11/28/2011	060-1&S Hosp. Bd.	Aim	\$36,481.21	11/28/2018	0.88%	Monthly	\$29.26
SEPT	11/28/2011	060-1&S Hosp. Bd.	Aim	\$36,481.21	11/28/2018	0.88%	Monthly	\$29.27
JUL Y	2/14/2017	011-AdvValorem	Aim	4,000,000.00	2/14/2019	1.89%	Monthly	\$6,305.75
AUG	2/14/2017	011-AdvValorem	Aim	4,000,000.00	2/14/2019	1.89%	Monthly	\$6,526.07
SEPT	2/14/2017	011-AdvValorem	Aim	4,000,000.00	2/14/2019	1.89%	Monthly	\$6,536.54
JUL Y	5/11/2018	011-AdvValorem	Aim	5,000,000.00	10/12/2018	2.04%	Monthly	\$8,411.70
AUG	5/11/2018	011-AdvValorem	Aim	5,000,000.00	10/12/2018	2.04%	Monthly	\$8,706.67
SEPT	5/11/2018	011-AdvValorem	Aim	5,000,000.00	10/12/2018	2.04%	Monthly	\$8,721.74