

TREASURER'S 3rd Qtr. 2019 FINANCIAL REPORT

THE STATE OF TEXAS
COUNTY OF HOCKLEY
AFFIDAVIT

The Treasurer's Quarterly Report includes, but is not limited to, money received and disbursed; debts due to (if known) and owed By the county; and all other proceedings in the treasurer's office that pertain to the Financial Standing of Hockley County. {LGC 114.026(a)(b)}

The Treasurer's Books and the Auditor's General Ledger agree. The Bank Statements have been reconciled; any adjustments Have been noted.

The affidavit must state the amount of the cash and other assets that are in the custody of the county treasurer at the time of The examination. {LGC 114.026 (d)} **\$17,620,327.87 Quarter's Ending Balance**

Any interest earned that is posted by financial institutions to our accounts on the last business day of the month is included In the combined statement of receipts and disbursements. **\$118,098.78 Quarter's Interest Earned**

The Treasurer's Quarterly Report has been submitted and the Bank Reconciliation is pending review by Auditor. {LGC 114.026(b)}

All investments are in compliance with both the Public Funds Investment Act and the Hockley County Investment Policy. The investment strategy is passive, which maintains a liquid cash flow and safety of the investment as priority. {LGC 2256.023}

Therefore, Denise Bohannon, County Treasurer of Hockley County, Texas, who being fully sworn, upon oath says that the within And foregoing report is true and correct to the best of her knowledge.


Filed with accompanying vouchers this the 13 day of Nov, 2019



Denise Bohannon, Treasurer, Hockley County


Commissioners' Court having reviewed the Treasurer's Report as presented, having taken reasonable steps to ensure its accuracy and based upon presentations of the Treasurer's Office approve the report, subject to the independent auditor's Review and request that it be filed with the official minutes of this meeting. {LGC 114.026(c)}

In addition, the below signatures affirm that the Treasurer's Report complies with statutes as referenced. {LGC 114.026(d)}


Shirley Penner, Auditor, Hockley County / Date


Sharla Baldrige, County Judge



Curtis Thrash, Comm. Pct. #1


Larry Carter / Comm. Pct. #2


Whitey Barnett, Comm. Pct. #3


Tommy Clevenger, Comm. Pct. #4

Sworn to & Subscribed to Before Me, by the County Treasurer, the Auditor & Commissioners on this 13 day of November 2019.


Jennifer Palermo, County Clerk



Treasurer's Financial Report
Prepared by Denise Bohannon, Hockley County Treasurer

SECTION 1 – Cash Flow

Pages 1-5 Combined Statement of Cash Receipts and Disbursements
Includes Interest and Bank Service Charge

Pages 6-11 Bank Collateral
Pledged Securities the Banks have pledged on behalf of Hockley County

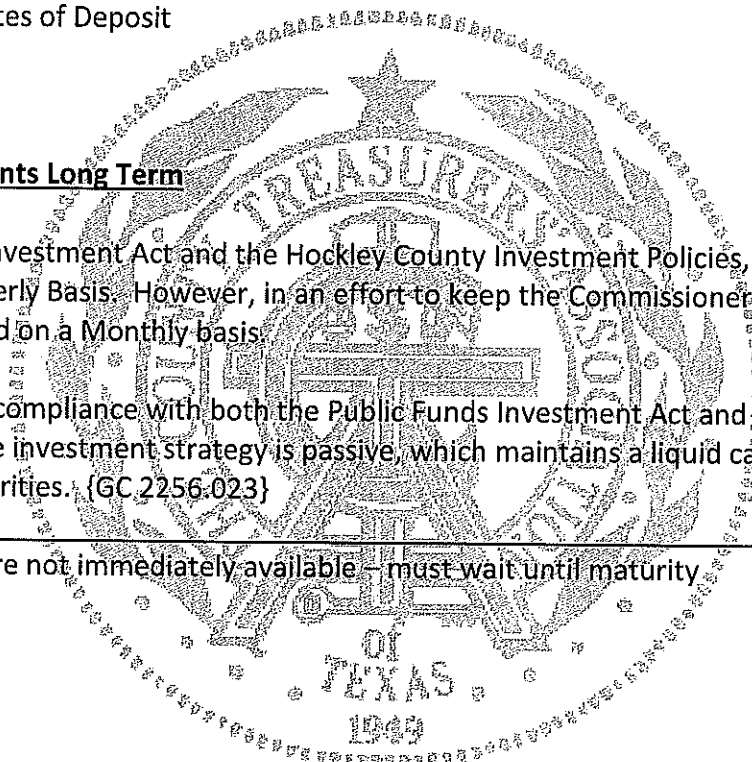
Page 12 Certificates of Deposit

SECTION 2 – Investments Long Term

Per the Public Funds Investment Act and the Hockley County Investment Policies, the Investments Report is required on a Quarterly Basis. However, in an effort to keep the Commissioners' Court informed *available* information is provided on a Monthly basis.

All investments are in compliance with both the Public Funds Investment Act and the Hockley County Investment Policy. The investment strategy is passive, which maintains a liquid cash flow and safety of the investment as priorities. {GC 2256.023}

Investments – Funds are not immediately available – must wait until maturity



DATE 11/12/2019 16:14

COMBINED STATEMENT OF CASH RECEIPTS AND DISBURSEMENTS FROM JULY

TO SEPTEMBER

ACCOUNT NAME	BEGINNING CASH BALANCE	CASH RECEIPTS	CASH DISBURSEMENTS	ENDING CASH BALANCE
GRAND TOTALS	<u>21,190,337.65</u>	<u>12,078,197.37</u>	<u>15,648,207.15</u>	<u>17,620,327.87</u>

ACCOUNT NAME	BEGINNING CASH BALANCE	CASH RECEIPTS	CASH DISBURSEMENTS	ENDING CASH BALANCE
2019 083 CA THEFT OF SERVICE CASH	5,991.04	984.84	1,381.66	5,594.22
FUND TOTALS	5,991.04	984.84	1,381.66	5,594.22
2019 084 SHERIFF WORK RELEASE PROGRAM CASH	1,972.10	12.37	.00	1,984.47
FUND TOTALS	1,972.10	12.37	.00	1,984.47
2019 085 HOCKLEY CO GRANTS FUND CASH	71,493.08	36,049.45	11,419.94	96,122.59
FUND TOTALS	71,493.08	36,049.45	11,419.94	96,122.59
2019 087 HC JUVENILE PROBATION FEES CASH/AIM	17,373.81	109.10	.00	17,482.91
FUND TOTALS	17,373.81	109.10	.00	17,482.91
2019 088 PAYROLL CLEARING ACCOUNT CASH/ASB	3,195.45	1,044,984.96	1,044,782.53	3,397.88
FUND TOTALS	3,195.45	1,044,984.96	1,044,782.53	3,397.88
2019 089 SEIZURE PROCEEDS FUND CASH/ASB	37,984.10	807.82	3,520.00	35,271.92
FUND TOTALS	37,984.10	807.82	3,520.00	35,271.92
2019 090 JUVENILE PROBATION FUND CASH/AIM	77,816.36	49,690.56	62,757.66	64,749.26
ACCOUNTS RECEIVABLE	97.72	.00	.00	97.72
FUND TOTALS	77,718.61	49,690.56	62,757.66	64,651.51
2019 091 JUVENILE PROBATION RESTITUTION CASH	46,426.87	291.58	.00	46,718.45
FUND TOTALS	46,426.87	291.58	.00	46,718.45
2019 092 HOCKLEY COUNTY COMMUNITY SUBER CASH/ASB	139,212.97	62,568.22	123,369.35	78,411.84
FUND TOTALS	139,212.97	62,568.22	123,369.35	78,411.84
2019 093 HOCKLEY COUNTY MEDICAL FUND CASH/ASB	3,781.85	23.72	.00	3,805.57
FUND TOTALS	3,781.85	23.72	.00	3,805.57
2019 094 COUNTY ATTORNEY RESTITUTION CASH/ASB	32,164.97	660.09	541.84	32,283.22
FUND TOTALS	32,164.97	660.09	541.84	32,283.22
2019 095 D A RESTITUTION FUND CASH/ASB	5,205.46	32.65	.00	5,238.11
FUND TOTALS	5,205.46	32.65	.00	5,238.11
2019 096 CA/DA PRE-TRIAL DIVERSION FUND CASH	112,485.79	4,510.63	.00	116,996.42
FUND TOTALS	112,485.79	4,510.63	.00	116,996.42
2019 098 CLEARING FUND CASH	.09	3,962,012.76	3,962,012.76	.09
FUND TOTALS	.09	3,962,012.76	3,962,012.76	.09

ACCOUNT NAME FUND TOTALS	BEGINNING CASH BALANCE	CASH RECEIPTS	CASH DISBURSEMENTS	ENDING CASH BALANCE
2019 054 JUSTICE OF PEACE #4 CASH FUND TOTALS	1,597.65 1,597.65	6,797.70 6,797.70	5,059.00- 5,059.00-	3,336.35 3,336.35
2019 055 JUSTICE OF PEACE #5 CASH FUND TOTALS	10,192.94 10,192.94	48,624.67 48,624.67	45,320.29- 45,320.29-	13,497.32 13,497.32
2019 056 SHERIFF FEE ACCOUNT CASH FUND TOTALS	1.50 1.50	.00 .00	.00 .00	1.50 1.50
2019 057 SO DONATIONS FUND CASH/ASB FUND TOTALS	2,266.96 2,266.96	14.19 14.19	.00 .00	2,281.15 2,281.15
2019 060 IAS FUND: '88 HOSPITAL BOND CASH/ASB TODA - CD BALANCE FUND TOTALS	1,258.79 37,728.69 38,987.48	261.98 261.00 261.98	.00 .00 .00	1,520.77 37,728.69 39,249.46
2019 065 MPEC INTEREST & SINKING FUND CASH BUSINESS ELITE SAVINGS ACCT TDOA - INVESTMENT BALANCE FUND TOTALS	.00 68,119.67 .00 68,119.67	.00 1,067.01 .00 1,067.01	.00 .00 .00 .00	.00 69,186.68 .00 69,186.68
2019 070 PERMANENT IMPROVEMENT FUND CASH/ASB FUND TOTALS	882,792.88 882,792.88	3,510.50 3,510.50	452,721.00- 452,721.00-	433,582.38 433,582.38
2019 071 HOCKLEY CO ROAD BOND FUND CASH/ATM TDOA/ASB FUND TOTALS	22,439.20 .00 22,439.20	140.91 .00 140.91	.00 .00 .00	22,580.11 .00 22,580.11
2019 072 MAILLET OPERATING FUND CASH/ATM FUND TOTALS	281,692.16 281,692.16	185,176.06 185,176.06	297,063.16- 297,063.16-	170,805.06 170,805.06
2019 079 DA FEDERAL FORFEITED FUNDS CASH FUND TOTALS	11,808.52 11,808.52	369.37 369.37	.00 .00	12,177.89 12,177.89
2019 080 FM & LR FUND CASH/ATM FUND TOTALS	4,751.45 4,751.45	29.80 29.80	.00 .00	4,781.25 4,781.25
2019 081 DA TRUST ACCOUNT CASH/ATM FUND TOTALS	8,855.54 8,855.54	2,860.00 2,860.00	2,860.00- 2,860.00-	8,855.54 8,855.54
2019 082 DA FORFEITURE FUND CASH FUND TOTALS	20,687.15 20,687.15	129.92 129.92	.00 .00	20,817.07 20,817.07

ACCOUNT NAME	BEGINNING CASH BALANCE	CASH RECEIPTS	CASH DISBURSEMENTS	ENDING CASH BALANCE
2019 030 LAW LIBRARY FUND	17,051.30	932.34	1,778.50	16,205.14
CASH/ATM	17,051.30	932.34	1,778.50	16,205.14
FUND TOTALS	17,051.30	932.34	1,778.50	16,205.14
2019 035 LIBRARY FUND	151,131.89	1,714.54	52,335.44	100,510.99
CASH/ATM	151,131.89	1,714.54	52,335.44	100,510.99
FUND TOTALS	151,131.89	1,714.54	52,335.44	100,510.99
2019 039 DISTRICT CLERK PRESERVATION	15,872.42	446.78	.00	16,319.20
CASH/ATM	15,872.42	446.78	.00	16,319.20
FUND TOTALS	15,872.42	446.78	.00	16,319.20
2019 040 COUNTY CLERK PRESERVATION FUND	24,920.85	21,771.51	.00	46,692.36
CASH/ATM	24,920.85	21,771.51	.00	46,692.36
TDOA - CD BALANCE - ASB	.00	.00	.00	.00
FUND TOTALS	24,920.85	21,771.51	.00	46,692.36
2019 041 RECORDS MANAGEMENT OFFICER	22,310.80	1,576.51	529.55	23,357.76
CASH/ATM	22,310.80	1,576.51	529.55	23,357.76
FUND TOTALS	22,310.80	1,576.51	529.55	23,357.76
2019 042 R&B EXTRA FEE ACCOUNT	203,115.66	59,866.52	.00	262,982.18
CASH/ASB	203,115.66	59,866.52	.00	262,982.18
FUND TOTALS	203,115.66	59,866.52	.00	262,982.18
2019 043 COURTHOUSE SECURITY FUND	56,792.99	3,451.51	735.50	59,509.00
CASH/ATM	56,792.99	3,451.51	735.50	59,509.00
FUND TOTALS	56,792.99	3,451.51	735.50	59,509.00
2019 044 JUSTICE COURT TECHNOLOGY FUND	42,669.75	2,329.15	2,506.66	42,492.24
CASH	42,669.75	2,329.15	2,506.66	42,492.24
FUND TOTALS	42,669.75	2,329.15	2,506.66	42,492.24
2019 045 SHERIFF CASH BOND ACCOUNT	76,409.42	1,000.00	1,000.00	76,409.42
CASH	76,409.42	1,000.00	1,000.00	76,409.42
FUND TOTALS	76,409.42	1,000.00	1,000.00	76,409.42
2019 046 COUNTY CLERK CASH BOND ACCT	55,585.02	.00	.00	55,585.02
CASH	55,585.02	.00	.00	55,585.02
FUND TOTALS	55,585.02	.00	.00	55,585.02
2019 047 JFS CASH BOND ACCOUNT	4,584.71	750.00	.00	5,334.71
CASH	4,584.71	750.00	.00	5,334.71
FUND TOTALS	4,584.71	750.00	.00	5,334.71
2019 048 COUNTY CLERK	29,593.00	98,373.65	102,802.79	25,163.86
CASH	29,593.00	98,373.65	102,802.79	25,163.86
FUND TOTALS	29,593.00	98,373.65	102,802.79	25,163.86
2019 051 JUSTICE OF PEACE #1	6,143.37	19,928.96	18,304.78	7,767.55
CASH	6,143.37	19,928.96	18,304.78	7,767.55
FUND TOTALS	6,143.37	19,928.96	18,304.78	7,767.55
2019 052 JUSTICE OF PEACE #2	1,775.46	3,597.00	4,764.00	608.46
CASH	1,775.46	3,597.00	4,764.00	608.46

ACCOUNT NAME	BEGINNING CASH BALANCE	CASH RECEIPTS	CASH DISBURSEMENTS	ENDING CASH BALANCE
2019 010 GENERAL FUND				
CASH/AIM	2,907,720.12	1,254,796.35	2,450,701.31	1,711,815.16
AUDIT CASH ON HAND	.00	.00	.00	.00
TDOA/CD/ASE	.00	.00	.00	.00
FUND TOTALS	2,907,720.12	1,254,796.35	2,450,701.31	1,711,815.16
2019 011 AD VALOREM TAX ACCOUNT				
CASH/AIM	109,942.98	1,162,145.85	1,161,500.00	110,588.83
CASH/TO AD VAL EXCESS	4,245,746.36	140,652.12	3,161,500.00	1,224,898.48
CASH/BE SAVINGS	.00	.00	.00	.00
TDOA - CD/AIM BANK	8,182,332.34	2,057,601.69	.00	10,239,934.03
TDOA - CD/PLAF	.00	.00	.00	.00
FUND TOTALS	12,538,021.68	3,360,399.66	4,323,000.00	11,575,421.34
2019 012 OFFICERS SALARY FUND				
CASH/AIM	740,917.08	1,181,372.25	1,334,338.44	587,950.89
AUDIT CASH ON HAND	.00	.00	.00	.00
FUND TOTALS	740,917.08	1,181,372.25	1,334,338.44	587,950.89
2019 013 AUTO REGISTRATION FUND				
CASH/AIM	397,608.16	1,507.88	360,000.00	39,116.04
FUND TOTALS	397,608.16	1,507.88	360,000.00	39,116.04
2019 014 INDIGENT HEALTH CARE FUND				
CASH/AIM	107,499.78	100,837.38	47,616.62	160,720.54
FUND TOTALS	107,499.78	100,837.38	47,616.62	160,720.54
2019 016 HOCKLEY COUNTY: LEOSE FUND				
CASH/AIM	29,834.32	178.27	2,271.00	27,741.59
FUND TOTALS	29,834.32	178.27	2,271.00	27,741.59
2019 017 JURY FUND				
CASH/AIM	43,250.97	162,737.61	128,986.80	77,001.78
AUDIT CASH ON HAND	.00	.00	.00	.00
FUND TOTALS	43,250.97	162,737.61	128,986.80	77,001.78
2019 021 ROAD & BRIDGE #1				
CASH/AIM	150,666.01	90,881.90	213,972.85	27,575.06
CASH/LAT1 AIM	67,384.11	.00	.00	67,384.11
FUND TOTALS	218,050.12	90,881.90	213,972.85	94,959.17
2019 022 ROAD & BRIDGE #2				
CASH/AIM	514,342.08	93,577.06	191,532.68	416,386.46
CASH/LATRD2/AIM	121,151.87	.00	.00	121,151.87
FUND TOTALS	635,493.95	93,577.06	191,532.68	537,538.33
2019 023 ROAD & BRIDGE #3				
CASH/ASE	635,608.55	94,632.52	168,885.82	561,355.25
CASH/LATRD3	81,938.79	.00	.00	81,938.79
FUND TOTALS	717,547.34	94,632.52	168,885.82	643,294.04
2019 024 ROAD & BRIDGE #4				
CASH/ASE	150,869.65	90,893.87	208,335.66	33,427.86
CASH/LATRD4	66,485.38	.00	.00	66,485.38
FUND TOTALS	217,355.03	90,893.87	208,335.66	99,913.24
2019 025 ROAD & BRIDGE #5				
CASH/AIM	19,883.17	17,923.29	20,999.56	16,806.90



HOCKEY - HOCKLEY COUNTY :

Group	CUSIP	Description	Ticket Intention	Mat Date	Coupon	Pig Amount	Location	Factor	Factor Date	Mkt Price	Price Date	Pledged:Par	Pig Mkt Val	Pig Book Val
MBS	31418A78	FNMA Pool #MA1089	1149550	2032-06-01	4.00000	2,850,000.00	TIB	0.2565901000	2019-07-01	104.598000	2019-07-26	731,281.79	764,906.12	784,419.31
MBS	3140EUEA3	FNMA POOL #BC0128	1149539	2030-12-01	3.00000	1,500,000.00	TIB	0.5715498600	2019-07-01	102.369003	2019-07-26	857,324.79	877,634.84	882,920.34
MBS	3140Q9A60	FNMA POOL #CA1828	1149544	2033-05-01	4.00000	500,000.00	TIB	0.8765832300	2019-07-01	105.421997	2019-07-26	438,291.62	462,055.77	449,474.68
MBS	31419A735	FNMA POOL #AE0729	1149555	2026-01-01	4.00000	2,100,000.00	TIB	0.1482552400	2019-07-01	103.830002	2019-07-26	311,336.00	323,260.18	326,395.84
MBS	31419KDE9	FNMA POOL #AE8224	1149557	2040-12-01	4.00000	6,000,000.00	TIB	0.2759222700	2019-07-01	105.738998	2019-07-26	1,655,536.20	1,750,547.39	1,739,670.91
MBS	31410L769	FNMA POOL #890773	1149547	2036-09-01	3.00000	3,000,000.00	TIB	0.7069547300	2019-07-01	101.617996	2019-07-26	2,120,864.19	2,155,179.69	2,134,083.73
MBS	3138A45N1	FNMA POOL #AH3552	1149520	2026-02-01	3.50000	2,100,000.00	TIB	0.1465966700	2019-07-01	103.228996	2019-07-26	307,853.01	317,793.57	321,623.15
MBS	3138E4YCC	FNMA POOL #AK0706	1149523	2027-02-01	3.50000	2,222,500.00	TIB	0.1366542000	2019-07-01	103.287003	2019-07-26	303,713.96	313,697.05	318,789.88
MBS	3138E4YCC	FNMA POOL #AK0706	1149524	2027-02-01	3.50000	3,250,000.00	TIB	0.1366542000	2019-07-01	103.287003	2019-07-26	444,126.15	458,724.59	466,077.55
MBS	3138EGSH8	FNMA POOL #AL0519	1149525	2026-03-01	4.00000	2,500,000.00	TIB	0.1708206000	2019-07-01	104.052002	2019-07-26	427,051.50	444,355.64	449,628.66
CMB	3137B3NA2	FHMS K030 A2	1149502	2023-04-25	3.25000	2,000,000.00	TIB	1.0000000000	2019-07-01	103.587608	2019-07-26	2,000,000.00	2,071,752.16	2,059,766.25
CMB	3137B4GY6	FHMS K032 A2	1149503	2023-05-25	3.31000	2,860,000.00	TIB	1.0000000000	2019-07-01	104.057869	2019-07-26	2,860,000.00	2,976,055.05	2,951,430.02
CMB	3136AXZB4	FNMV7061 NB	1167397	2045-11-25	3.00000	5,000,000.00	TIB	0.8353290600	2019-07-01	102.048157	2019-07-26	4,176,645.30	4,262,189.55	4,123,384.24
CMB	3136A72D3	FNA 2012-M9 A2	1149485	2022-04-25	2.48200	1,742,000.00	TIB	0.7312265700	2019-07-01	100.596748	2019-07-26	1,273,796.68	1,281,398.04	1,297,135.29
MBS	3132KFC3F7	FHLMC GOLD POOL #WV61698	1149483	2032-07-01	3.00000	5,000,000.00	TIB	0.7669874400	2019-07-01	102.218002	2019-07-26	3,844,937.20	3,930,217.98	3,926,724.54
MBS	3132LMBZ8	FHLMC GOLD POOL #KK91056	1149484	2033-09-01	3.50000	7,175,000.00	TIB	0.4652693200	2019-07-01	103.787003	2019-07-26	3,338,307.37	3,464,729.17	3,450,984.20

Pledge Inventory Report

Aimbank
Littlefield, TX
FROM 8/1/2019 TO 8/31/2019

Customer ID: 33584
Report Date: 8/27/2019
PAS Rep: Tracy Kwiatkowski
Account Rep: Scott Adams

Cusip	Description	Maturity Date	Intent	S&P	Market Price Dt	Original Face	Book Value
Ticket	Location Code/Name	Group	Coupon	Moody	Maturity (Yr)	Par	Market Value
Pledged: HOCKC - HOCKLEY COUNTY							
3136A72D3	FNA 2012-M9 A2	04/25/2022	AFS		8/23/2019	1,742,000.00	1,244,906.41
1149485	TIB - The Independent Bankers Bank	CMB	2.48200	Nr	2.65	1,222,507.53	1,237,712.96
3137B3NA2	FHMS K030 A2	04/25/2023	AFS	NR	8/23/2019	2,000,000.00	2,058,316.02
1149502	TIB - The Independent Bankers Bank	CMB	3.25000	Aaa	3.65	2,000,000.00	2,092,141.42
3137B4GY6	FHMS K032 A2	05/25/2023	HTM		8/23/2019	2,860,000.00	2,949,365.23
1149503	TIB - The Independent Bankers Bank	CMB	3.31000	Nr	3.73	2,860,000.00	3,006,915.83
3136AXZB4	FNIM17061 NB	11/25/2045	HTM	NA	8/23/2019	5,000,000.00	4,077,706.79
1167397	TIB - The Independent Bankers Bank	CMO	3.00000	Nr	26.25	4,130,125.55	4,276,981.79
3128MMSZ7	FHLMC GOLD POOL #G18	12/01/2029	HTM		8/23/2019	4,800,000.00	1,831,524.49
1149479	TIB - The Independent Bankers Bank	MBS	3.50000		10.26	1,784,230.56	1,856,402.65
3132KF3F7	FHLMC GOLD POOL #V61	07/01/2032	HTM		8/23/2019	5,000,000.00	3,847,490.11
1149483	TIB - The Independent Bankers Bank	MBS	3.00000		12.84	3,767,353.10	3,876,003.68
3132LMBZ8	FHLMC GOLD POOL #K91	09/01/2033	HTM		8/23/2019	7,175,000.00	3,405,497.09
1149484	TIB - The Independent Bankers Bank	MBS	3.50000		14.01	3,295,265.98	3,433,041.05
3138A45N1	FNMA POOL #AH3652	02/01/2026	AFS		8/23/2019	2,100,000.00	313,369.29
1149520	TIB - The Independent Bankers Bank	MBS	3.50000		6.43	300,324.49	310,992.02
3138E4YC9	FNMA POOL #AK0706	02/01/2027	AFS		8/23/2019	2,222,500.00	311,890.44
1149523	TIB - The Independent Bankers Bank	MBS	3.50000		7.43	297,327.98	308,546.17
3138E4YC9	FNMA POOL #AK0706	02/01/2027	AFS		8/23/2019	3,250,000.00	455,991.58
1149524	TIB - The Independent Bankers Bank	MBS	3.50000		7.43	434,787.83	451,192.39
3138EGSH8	FNMA POOL #AL0519	03/01/2026	AFS		8/23/2019	2,500,000.00	440,359.55
1149525	TIB - The Independent Bankers Bank	MBS	4.00000		6.50	418,543.08	436,795.74
3140EUEA3	FNMA POOL #B00128	12/01/2030	AFS		8/23/2019	1,500,000.00	863,553.14
1149539	TIB - The Independent Bankers Bank	MBS	3.00000		11.26	838,549.17	864,862.84
3140Q9A60	FNMA POOL #CA1828	05/01/2033	HTM		8/23/2019	500,000.00	445,057.15
1149544	TIB - The Independent Bankers Bank	MBS	4.00000		13.68	434,063.20	461,144.39

This report reflects information submitted to us by the customer. It is not intended to be used as the official record of safekeeping location and/or pledged holdings. This information should be provided by the customer's safekeeper.

Pledge Inventory Report

Aimbank
Littlefield, TX
FROM 8/1/2019 TO 8/31/2019

Customer ID: 33584
Report Date: 8/27/2019
PAS Rep: Tracy Kwiatkowski
Account Rep: Scott Adams

Cusip Ticket	Description Location Code/Name	Maturity Date Group	Intent Coupon	S&P Moody	Market Price Dt Maturity (Yr)	Original Face Par	Book Value Market Value
Pledged: HOCKC - HOCKLEY COUNTY							
31410LIT69	FNMA POOL #890773	09/01/2036	HTM		8/23/2019	3,000,000.00	2,109,381.48
1149547	TIB - The Independent Bankers Bank	MBS	3.00000		17.02	2,096,334.24	2,151,782.22
31418AF78	FNMA Pool #MA1089	06/01/2032	AFS		8/23/2019	2,850,000.00	766,776.50
1149550	TIB - The Independent Bankers Bank	MBS	4.00000		12.76	714,834.12	756,473.19
31419AY35	FNMA POOL #AE0729	01/01/2026	AFS		8/23/2019	2,100,000.00	318,560.95
1149555	TIB - The Independent Bankers Bank	MBS	4.00000		6.34	304,034.39	316,548.44
31419KD69	FNMA POOL #AE8224	12/01/2040	AFS		8/23/2019	6,000,000.00	1,689,719.35
1149557	TIB - The Independent Bankers Bank	MBS	4.00000		21.27	1,608,000.42	1,715,897.23
17	Total Pledged: HOCKC - HOCKLEY COUNTY					54,599,500.00	27,129,465.57
						26,506,281.64	27,553,434.01

This report reflects information submitted to us by the customer. It is not intended to be used as the official record of safekeeping location and/or pledged holdings. This information should be provided by the customer's safekeeper.

Pledge Inventory Report

Airbank
Littlefield, TX
FROM 9/1/2019 TO 9/30/2019

Customer ID: 33584
Report Date: 9/26/2019
PAS Rep: Tracy Kwiatkowski
Account Rep: Scott Adams

Cusip	Description	Maturity Date	Intnt	S&P	Market Price D1	Original Face	Book Value
Ticket	Location Code/Name	Group	Coupon	Moody	Maturity (Yr)	Par	Market Value
Pledged: HOCKC - HOCKLEY COUNTY							
3136A7ZD3	FNA 2012-M9 A2	04/25/2022	AFS	Nr	9/23/2019	1,742,000.00	1,164,805.94
1149485	TIB - The Independent Bankers Bank	CMB	2.48200		2.57	1,143,848.26	1,155,928.52
3137B3NA2	FHMS K030 A2	04/25/2023	AFS	NR	9/23/2019	2,000,000.00	2,056,862.95
1149502	TIB - The Independent Bankers Bank	CMB	3.25000	Aaa	3.57	2,000,000.00	2,079,017.64
3137B4GY6	FHMS K032 A2	05/25/2023	HTM	Nr	9/23/2019	2,860,000.00	2,947,296.30
1149503	TIB - The Independent Bankers Bank	CMB	3.31000		3.65	2,860,000.00	2,986,739.24
3136AXZB4	FNM17061 NB	11/25/2045	HTM	NA	9/23/2019	5,000,000.00	4,032,321.11
1167397	TIB - The Independent Bankers Bank	CMO	3.00000	Nr	26.17	4,083,882.30	4,212,893.24
3128MMSZ7	FHLMC GOLD POOL #G18	12/01/2029	HTM		9/23/2019	4,800,000.00	1,781,592.42
1149479	TIB - The Independent Bankers Bank	MBS	3.50000		10.18	1,735,587.84	1,801,140.99
3132KF3F7	FHLMC GOLD POOL #V61	07/01/2032	HTM		9/23/2019	5,000,000.00	3,796,787.47
1149483	TIB - The Independent Bankers Bank	MBS	3.00000		12.76	3,718,280.85	3,824,603.15
3132LMBZ8	FHLMC GOLD POOL #K91	09/01/2033	HTM		9/23/2019	7,175,000.00	3,357,995.26
1149484	TIB - The Independent Bankers Bank	MBS	3.50000		13.93	3,250,113.06	3,380,995.11
3138A45N1	FNMA POOL #AH3552	02/01/2026	AFS		9/23/2019	2,100,000.00	298,903.33
1149520	TIB - The Independent Bankers Bank	MBS	3.50000		6.35	286,537.82	295,921.94
3138E4YC9	FNMA POOL #AK0706	02/01/2027	AFS		9/23/2019	2,222,500.00	305,651.88
1149523	TIB - The Independent Bankers Bank	MBS	3.50000		7.35	291,538.57	301,730.76
3138E4YC9	FNMA POOL #AK0706	02/01/2027	AFS		9/23/2019	3,250,000.00	446,871.62
1149524	TIB - The Independent Bankers Bank	MBS	3.50000		7.35	426,321.87	441,226.09
3138EGSH8	FNMA POOL #AL0519	03/01/2026	AFS		9/23/2019	2,500,000.00	429,049.23
1149525	TIB - The Independent Bankers Bank	MBS	4.00000		6.42	407,967.65	425,379.70
3140EUEA3	FNMA POOL #BC0128	12/01/2030	AFS		9/23/2019	1,500,000.00	847,467.52
1149539	TIB - The Independent Bankers Bank	MBS	3.00000		11.18	823,071.90	848,438.98
3140O9A60	FNMA POOL #CA1828	05/01/2033	HTM		9/23/2019	500,000.00	438,155.30
1149544	TIB - The Independent Bankers Bank	MBS	4.00000		13.59	427,333.22	453,541.58

This report reflects information submitted to us by the customer. It is not intended to be used as the official record of safekeeping location and/or pledged holdings. This information should be provided by the customer's safekeeper.

Pledge Inventory Report

Aimbank
Littlefield, TX
FROM 9/1/2019 TO 9/30/2019

Customer ID: 33584
Report Date: 9/26/2019
PAS Rep: Tracy Kwiatkowski
Account Rep: Scott Adams

Cusip	Description	Maturity Date	Intent	S&P	Market Price D1	Original Face	Book Value
Ticket	Location Code/Name	Group	Coupon	Moody	Maturity (Yr)	Par	Market Value
Pledged: HOCKC - HOCKLEY COUNTY							
31410LJ69	FNMA POOL #890773	09/01/2036	HTM		9/23/2019	3,000,000.00	2,092,618.75
1149547	TIB - The Independent Bankers Bank	MBS	3.00000		16.93	2,079,762.45	2,127,680.20
31418AF78	FNMA Pool #MA1089	06/01/2032	AFS		9/23/2019	2,850,000.00	750,953.10
1149550	TIB - The Independent Bankers Bank	MBS	4.00000		12.68	700,114.38	741,134.09
31419AY35	FNMA POOL #AE0729	01/01/2026	AFS		9/23/2019	2,100,000.00	308,940.35
1149555	TIB - The Independent Bankers Bank	MBS	4.00000		6.26	294,924.97	306,801.60
31419KD69	FNMA POOL #AE8224	12/01/2040	AFS		9/23/2019	6,000,000.00	1,648,889.82
1149557	TIB - The Independent Bankers Bank	MBS	4.00000		21.19	1,569,576.30	1,675,554.08
17	Total Pledged: HOCKC - HOCKLEY COUNTY					54,599,500.00	26,705,162.35
						26,098,841.44	27,058,726.91

This report reflects information submitted to us by the customer. It is not intended to be used as the official record of safekeeping location and/or pledged holdings. This information should be provided by the customer's safekeeper.

Treasurer's Financial Report
 Prepared by Denise Bohannon, Hockley County Treasurer

CDS	Purchase Date	Account	Bank	Beginning Amount	Maturity Date	APR	Interest Paid	Month's Interest Earned	Current Balance
3rd									
July	11/28/2011	060-18S Hosp. Bd.	Aim	\$36,481.21	11/28/2019	2.66%	Monthly	\$88.47	\$39,249.46
Aug	11/28/2011	060-18S Hosp. Bd.	Aim	\$36,481.21	11/28/2019	2.66%	Monthly	\$88.27	\$39,160.99
Sept	11/28/2011	060-18S Hosp. Bd.	Aim	\$36,481.21	11/28/2019	2.66%	Monthly	\$85.24	\$39,072.72
July	2/14/2017	011-AdvValorem	Aim	4,000,000.00	2/14/2020	2.66%	Monthly	\$9,410.76	\$4,174,978.83
Aug	2/14/2017	011-AdvValorem	Aim	4,000,000.00	2/14/2020	2.66%	Monthly	\$9,389.55	\$4,165,568.07
Sept	2/14/2017	011-AdvValorem	Aim	4,000,000.00	2/14/2020	2.66%	Monthly	\$9,066.84	\$4,156,178.52
July	2/19/2019	011-AdvValorem	Aim	3,000,000.00	8/19/2019	2.34%	Monthly	\$8,055.02	\$4,061,108.53
Aug	2/19/2019	011-AdvValorem	Aim	3,000,000.00	8/19/2019	2.34%	Monthly	\$9,135.93	\$4,053,053.51
Sept	2/19/2019	011-AdvValorem	Aim	3,000,000.00	8/19/2019	2.34%	Monthly	\$8,821.94	\$4,043,917.58
Sept	8/16/2019	011-AdvValorem	Aim	2,000,000.00	11/16/2019	2.34%	Monthly	\$3,721.65	\$2,003,721.65
					Quarter	Investment	Totals	\$57,863.67	

