

TREASURER'S 1st. Qtr. 2020 FINANCIAL REPORT

THE STATE OF TEXAS  
COUNTY OF HOCKLEY  
AFFIDAVIT

The Treasurer's Quarterly Report includes, but is not limited to, money received and disbursed; debts due to (if known) and owed By the county; and all other proceedings in the treasurer's office that pertain to the Financial Standing of Hockley County. {LGC 114.026(a)(b)}

The Treasurer's Books and the Auditor's General Ledger agree. The Bank Statements have been reconciled; any adjustments Have been noted.

The affidavit must state the amount of the cash and other assets that are in the custody of the county treasurer at the time of The examination. {LGC 114.026 (d)} **\$25,637,267.84 Quarter's Ending Balance**


Any interest earned that is posted by financial institutions to our accounts on the last business day of the month is included In the combined statement of receipts and disbursements. **\$103,986.34 Quarter's Interest Earned**

The Treasurer's Quarterly Report has been submitted and the Bank Reconciliation is pending review by Auditor. {LGC 114.026(b)}

All investments are in compliance with both the Public Funds Investment Act and the Hockley County Investment Policy. The investment strategy is passive, which maintains a liquid cash flow and safety of the investment as priority. {LGC 2256.023}


Therefore, Denise Bohannon, County Treasurer of Hockley County, Texas, who being fully sworn, upon oath says that the within And foregoing report is true and correct to the best of her knowledge.


Filed with accompanying vouchers this the 31<sup>st</sup> day of Aug, 2020.


  
Denise Bohannon, Treasurer, Hockley County


Commissioners' Court having reviewed the Treasurer's Report as presented, having taken reasonable steps to ensure its accuracy and based upon presentations of the Treasurer's Office approve the report, subject to the independent auditor's Review and request that it be filed with the official minutes of this meeting. {LGC 114.026(c)}


In addition, the below signatures affirm that the Treasurer's Report complies with statutes as referenced. {LGC 114.026(d)}


  
Shirley Penner, Auditor, Hockley County / Date

  
Sharla Baldridge, County Judge


  
Curtis Thrash, Comm. Pct. #1

  
Larry Carter, Comm. Pct. #2

  
Whitey Barnett, Comm. Pct. #3

  
Tommy Clevenger, Comm. Pct. #4

Sworn to & Subscribed to Before Me, by the County Treasurer, the Auditor & Commissioners Court on this 31 day of August 2020.

  
Jennifer Palermo, County Clerk

**Treasurer's Financial Report**  
*Prepared by Denise Bohannon, Hockley County Treasurer*

**SECTION 1 – Cash Flow**

**Pages 1-5** Combined Statement of Cash Receipts and Disbursements  
Includes Interest and Bank Service Charge

**Pages 6-9** Bank Collateral  
Pledged Securities the Banks have pledged on behalf of Hockley County

**Page 10** Certificates of Deposit

**SECTION 2 – Investments Long Term**

Per the Public Funds Investment Act and the Hockley County Investment Policies, the Investments Report is required on a Quarterly Basis. However, in an effort to keep the Commissioners' Court informed *available* Information is provided on a Monthly basis.

All investments are in compliance with both the Public Funds Investment Act and the Hockley County Investment Policy. The investment strategy is passive, which maintains a liquid cash flow and safety of The investment as priorities. {GC 2256.023}

---

Investments – Funds are not immediately available – must wait until maturity

ACCOUNT NAME	BEGINNING CASH BALANCE	CASH RECEIPTS	CASH DISBURSEMENTS	ENDING CASH BALANCE
2020 098 CLEARING FUND				
CASH	.09	4,088,820.30	4,088,820.30	.09
FUND TOTALS	.09	4,088,820.30	4,088,820.30	.09
GRAND TOTALS	18,563,159.18	19,563,204.86	12,489,096.20	25,637,267.84

ACCOUNT NAME	BEGINNING CASH BALANCE	CASH RECEIPTS	CASH DISBURSEMENTS	ENDING CASH BALANCE
2020 083 CA THEFT OF SERVICE				
CASH	6,286.33	308.50	948.77-	5,646.06
FUND TOTALS	6,286.33	308.50	948.77-	5,646.06
2020 084 SHERIFF WORK RELEASE PROGRAM				
CASH	1,993.82	8.60	.00	2,002.42
FUND TOTALS	1,993.82	8.60	.00	2,002.42
2020 085 HOCKLEY CO GRANTS FUND				
CASH	99,698.21	8,198.09	5,096.46-	102,799.84
FUND TOTALS	99,698.21	8,198.09	5,096.46-	102,799.84
2020 086 CORONAVIRUS RELIEF FUND GRANT				
CASH	.00	.00	.00	.00
FUND TOTALS	.00	.00	.00	.00
2020 087 HC JUVENILE PROBATION FEES				
CASH/AIM	15,437.87	262.04	.00	15,699.91
FUND TOTALS	15,437.87	262.04	.00	15,699.91
2020 088 PAYROLL CLEARING ACCOUNT				
CASH/ASB	3,533.19	962,365.14	962,180.90-	3,717.43
FUND TOTALS	3,533.19	962,365.14	962,180.90-	3,717.43
2020 089 SEIZURE PROCEEDS FUND				
CASH/ASB	39,623.46	5,456.31	5,278.00-	39,801.77
FUND TOTALS	39,623.46	5,456.31	5,278.00-	39,801.77
2020 090 JUVENILE PROBATION FUND				
CASH/AIM	38,920.67	71,330.92	55,057.64-	55,194.15
ACCOUNTS RECEIVABLE	97.75-	.00	.00	97.75-
FUND TOTALS	38,823.12	71,330.92	55,057.64-	55,096.40
2020 091 JUVENILE PROBATION RESTITUTION				
CASH	46,939.46	202.79	.00	47,142.25
FUND TOTALS	46,939.46	202.79	.00	47,142.25
2020 092 HOCKLEY COUNTY COMMUNITY SUPER				
CASH/ASB	88,546.93	93,714.96	108,879.13-	73,382.76
FUND TOTALS	88,546.93	93,714.96	108,879.13-	73,382.76
2020 093 HOCKLEY COUNTY MEDICAL FUND				
CASH/ASB	2,622.19	42.31	.00	2,864.50
FUND TOTALS	2,622.19	42.31	.00	2,864.50
2020 094 COUNTY ATTORNEY RESTITUTION				
CASH/ASB	32,967.77	1,449.54	546.01-	33,871.30
FUND TOTALS	32,967.77	1,449.54	546.01-	33,871.30
2020 095 D A RESTITUTION FUND				
CASH/ASB	3,179.43	22.71	.00	3,202.14
FUND TOTALS	3,179.43	22.71	.00	3,202.14
2020 096 CA/DA PRE-TRIAL DIVERSION FUND				
CASH	119,339.58	2,956.49	5,294.72-	117,001.35
FUND TOTALS	119,339.58	2,956.49	5,294.72-	117,001.35

ACCOUNT NAME	BEGINNING CASH BALANCE	CASH RECEIPTS	CASH DISBURSEMENTS	ENDING CASH BALANCE
2020 054 JUSTICE OF PEACE #4				
FUND TOTALS	2,450.06	5,732.10	6,393.80	1,788.36
CASH				
FUND TOTALS	2,168.25	12,823.80	11,816.70	3,175.35
2020 055 JUSTICE OF PEACE #5				
CASH	13,762.62	62,633.62	61,456.80	14,939.44
FUND TOTALS	13,762.62	62,633.62	61,456.80	14,939.44
2020 056 SHERIFF FEE ACCOUNT				
CASH	1.50	.02	.00	1.52
FUND TOTALS	1.50	.02	.00	1.52
2020 057 SO DONATIONS FUND				
CASH/ASB	12,305.56	53.09	.00	12,358.65
FUND TOTALS	12,305.56	53.09	.00	12,358.65
2020 060 I&S FUND: '88 HOSPITAL BOND				
CASH/ASB	1,731.09	108.32	.00	1,839.41
TODA - CD BALANCE	37,728.69	.00	.00	37,728.69
FUND TOTALS	39,459.78	108.32	.00	39,568.10
2020 065 MPEC INTEREST & SINKING FUND				
CASH	.00	.00	.00	.00
BUSINESS ELITE SAVINGS ACCT	70,205.38	1,311.26	.00	71,516.64
TDOA - INVESTMENT BALANCE	.00	.00	.00	.00
FUND TOTALS	70,205.38	1,311.26	.00	71,516.64
2020 070 PERMANENT IMPROVEMENT FUND				
CASH/ASB	1,267,196.20	75,266.54	3,246.00	1,339,216.74
FUND TOTALS	1,267,196.20	75,266.54	3,246.00	1,339,216.74
2020 071 HOCKLEY CO ROAD BOND FUND				
CASH/AIM	22,686.90	97.98	.00	22,784.88
TDOA/ASB	.00	.00	.00	.00
FUND TOTALS	22,686.90	97.98	.00	22,784.88
2020 072 MALLET OPERATING FUND				
CASH/AIM	590,072.35	49,894.03	210,234.83	429,731.55
FUND TOTALS	590,072.35	49,894.03	210,234.83	429,731.55
2020 079 DA FEDERAL FORFEITED FUNDS				
CASH	22,696.60	52.90	.00	22,749.50
FUND TOTALS	22,696.60	52.90	.00	22,749.50
2020 080 FM & LR FUND				
CASH/AIM	4,803.85	20.71	.00	4,824.56
FUND TOTALS	4,803.85	20.71	.00	4,824.56
2020 081 DA TRUST ACCOUNT				
CASH/AIM	8,855.54	21,027.87	21,027.87	8,855.54
FUND TOTALS	8,855.54	21,027.87	21,027.87	8,855.54
2020 082 DA FORFEITURE FUND				
CASH	20,915.53	89.93	300.00	20,705.46
FUND TOTALS	20,915.53	89.93	300.00	20,705.46

ACCOUNT NAME	BEGINNING CASH BALANCE	CASH RECEIPTS	CASH DISBURSEMENTS	ENDING CASH BALANCE
AUDIT CASH ON HAND	.00	.00	.00	.00
FUND TOTALS	9,979.93	33,960.62	22,746.33	21,194.22
2020 030 LAW LIBRARY FUND				
CASH/AIM	14,305.39	628.86	1,576.20	13,358.05
FUND TOTALS	14,305.39	628.86	1,576.20	13,358.05
2020 035 LIBRARY FUND				
CASH/AIM	50,080.66	197,418.68	47,714.28	199,785.06
FUND TOTALS	50,080.66	197,418.68	47,714.28	199,785.06
2020 039 DISTRICT CLERK PRESERVATION				
CASH/AIM	16,813.52	3,419.99	3,962.50	16,271.01
FUND TOTALS	16,813.52	3,419.99	3,962.50	16,271.01
2020 040 COUNTY CLERK PRESERVATION FUND				
CASH/AIM	68,191.19	18,859.54	.00	87,050.73
TDOA - CD BALANCE - ASB	.00	.00	.00	.00
FUND TOTALS	68,191.19	18,859.54	.00	87,050.73
2020 041 RECORDS MANAGEMENT OFFICER				
CASH/AIM	24,188.95	1,189.88	684.49	24,694.34
FUND TOTALS	24,188.95	1,189.88	684.49	24,694.34
2020 042 R&B EXTRA FEE ACCOUNT				
CASH/ASB	64,626.57	57,488.82	.00	122,115.39
FUND TOTALS	64,626.57	57,488.82	.00	122,115.39
2020 043 COURTHOUSE SECURITY FUND				
CASH/AIM	62,856.00	3,090.61	78.00	65,868.61
FUND TOTALS	62,856.00	3,090.61	78.00	65,868.61
2020 044 JUSTICE COURT TECHNOLOGY FUND				
CASH	42,646.81	2,702.20	9,612.59	35,736.42
FUND TOTALS	42,646.81	2,702.20	9,612.59	35,736.42
2020 045 SHERIFF CASH BOND ACCOUNT				
CASH	76,984.42	5,250.00	1,000.00	81,234.42
FUND TOTALS	76,984.42	5,250.00	1,000.00	81,234.42
2020 046 COUNTY CLERK CASH BOND ACCT				
CASH	55,585.02	412.00	100.00	55,897.02
FUND TOTALS	55,585.02	412.00	100.00	55,897.02
2020 047 JP5 CASH BOND ACCOUNT				
CASH	6,084.71	.00	.00	6,084.71
FUND TOTALS	6,084.71	.00	.00	6,084.71
2020 048 COUNTY CLERK				
CASH	22,266.46	77,359.80	72,863.45	26,762.81
FUND TOTALS	22,266.46	77,359.80	72,863.45	26,762.81
2020 051 JUSTICE OF PEACE #1				
CASH	9,160.90	35,601.80	32,860.54	11,902.06
FUND TOTALS	9,160.90	35,601.80	32,860.54	11,902.06
2020 052 JUSTICE OF PEACE #2				
CASH	2,450.06	5,732.10	6,393.80	1,788.36

ACCOUNT NAME	BEGINNING CASH BALANCE	CASH RECEIPTS	CASH DISBURSEMENTS	ENDING CASH BALANCE
2020 010 GENERAL FUND				
CASH/AIM	5,081,587.89	241,587.31	2,488,752.99	2,834,422.21
AUDIT CASH ON HAND	.00	.00	.00	.00
TDOA/CD/ASB	.00	.00	.00	.00
FUND TOTALS	5,081,587.89	241,587.31	2,488,752.99	2,834,422.21
2020 011 AD VALOREM TAX ACCOUNT				
CASH/AIM	205,702.41	889.23	.00	206,591.64
CASH/TO AD VAL EXCESS	3,090,693.08	10,152,661.67	1,687,835.00	11,555,519.75
CASH/BE SAVINGS	.00	.00	.00	.00
TDOA - CD/AIM BANK	4,202,453.46	24,063.72	21.46	4,226,495.72
TDOA - CD/ PLAT	.00	.00	.00	.00
FUND TOTALS	7,498,848.95	10,177,614.62	1,687,856.46	15,988,607.11
2020 012 OFFICERS SALARY FUND				
CASH/AIM	1,243,749.94	1,137,568.93	1,206,071.77	1,175,247.10
AUDIT CASH ON HAND	.00	.00	.00	.00
FUND TOTALS	1,243,749.94	1,137,568.93	1,206,071.77	1,175,247.10
2020 013 AUTO REGISTRATION FUND				
CASH/AIM	39,301.08	323,417.69	.00	362,718.77
FUND TOTALS	39,301.08	323,417.69	.00	362,718.77
2020 014 INDIGENT HEALTH CARE FUND				
CASH/AIM	104,299.41	301,131.58	192,187.25	213,243.74
FUND TOTALS	104,299.41	301,131.58	192,187.25	213,243.74
2020 016 HOCKLEY COUNTY: LEOSE FUND				
CASH/AIM	27,872.81	2,098.29	.00	29,971.10
FUND TOTALS	27,872.81	2,098.29	.00	29,971.10
2020 017 JURY FUND				
CASH/AIM	46,326.33	292,440.43	104,121.38	234,645.38
AUDIT CASH ON HAND	.00	.00	.00	.00
FUND TOTALS	46,326.33	292,440.43	104,121.38	234,645.38
2020 021 ROAD & BRIDGE #1				
CASH/AIM	20,863.65	529,555.81	250,913.96	257,778.20
CASH/LAT1 AIM	75,953.88	.00	.00	75,953.88
FUND TOTALS	55,090.23	529,555.81	250,913.96	333,732.08
2020 022 ROAD & BRIDGE #2				
CASH/AIM	251,493.65	151,443.61	226,072.53	176,864.73
CASH/LATRD2/AIM	129,721.64	.00	.00	129,721.64
FUND TOTALS	381,215.29	151,443.61	226,072.53	306,586.37
2020 023 ROAD & BRIDGE #3				
CASH/ASB	821,940.69	3,376.02	357,304.61	468,012.10
CASH/LATRD3	90,508.56	.00	.00	90,508.56
FUND TOTALS	912,449.25	3,376.02	357,304.61	558,520.66
2020 024 ROAD & BRIDGE #4				
CASH/ASB	3,179.26	501,336.90	236,038.84	262,118.80
CASH/LATRD4	75,055.16	.00	.00	75,055.16
FUND TOTALS	71,875.90	501,336.90	236,038.84	337,173.96
2020 025 ROAD & BRIDGE #5				
CASH/AIM	9,979.93	33,960.62	22,746.33	21,194.22

# Pledge Inventory Report

Aimbank  
Littlefield, TX  
FROM 1/1/2020 TO 1/31/2020

Customer ID: 33584  
Report Date: 1/28/2020  
PAS Rep: Tracy Kwiatkowski  
Account Rep: Scott Adams

Cusip	Description	Maturity/Refunded Dt	Intent	S&P	Market Price Dt	Original Face	Book Value
Ticket	Location Code/Name	Group	Coupon	Moody	Maturity (Yr)	Par	Market Value
Pledged: HAA1118 - HOCKLEY COUNTY							
3136A72D3	FNA 2012-M9 A2	04/25/2022	AFS		1/24/2020	1,742,000.00	982,599.08
1149485	TIB - The Independent Bankers Bank	CMB	2.48200	Nr	2.23	965,489.77	973,966.38
3137B3NA2	FHMS K030 A2	04/25/2023	AFS		1/24/2020	2,000,000.00	2,051,021.26
1149502	TIB - The Independent Bankers Bank	CMB	3.25000	Aaa	3.23	2,000,000.00	2,082,886.36
3137B4GY6	FHMS K032 A2	05/25/2023	HTM		1/24/2020	2,860,000.00	2,938,979.72
1149503	TIB - The Independent Bankers Bank	CMB	3.31000	Nr	3.32	2,860,000.00	2,993,600.58
3137FB8Y1	FHMS K068 AM	08/25/2027	HTM		1/24/2020	3,025,000.00	3,227,118.66
1216033	TIB - The Independent Bankers Bank	CMB	3.31500	Aaa	7.57	3,025,000.00	3,290,075.91
3136AXZB4	FNM17061 NB	11/25/2045	HTM		1/24/2020	5,000,000.00	3,853,786.92
1167397	TIB - The Independent Bankers Bank	CMO	3.00000	Nr	25.84	3,901,639.10	4,019,705.12
3137FNGF1	FHL4910 DA	03/15/2049	AFS		1/24/2020	5,000,000.00	5,010,203.87
1207352	TIB - The Independent Bankers Bank	CMO	3.00000	Nr	29.14	4,886,040.00	5,055,883.10
3128MMSZ7	FHLMC GOLD POOL #G18	12/01/2029	HTM		1/24/2020	4,800,000.00	1,639,607.55
1149479	TIB - The Independent Bankers Bank	MBS	3.50000		9.84	1,598,439.12	1,671,887.41
3132KF3F7	FHLMC GOLD POOL #V61	07/01/2032	HTM		1/24/2020	5,000,000.00	3,564,811.57
1149483	TIB - The Independent Bankers Bank	MBS	3.00000		12.42	3,492,350.25	3,618,528.83
3132LMBZ8	FHLMC GOLD POOL #K91	09/01/2033	HTM		1/24/2020	7,175,000.00	3,188,217.85
1149484	TIB - The Independent Bankers Bank	MBS	3.50000		13.59	3,087,764.26	3,245,672.46
3140C9A60	FNMA POOL #CA1828	05/01/2033	HTM		1/24/2020	500,000.00	418,116.45
1149544	TIB - The Independent Bankers Bank	MBS	4.00000		13.26	407,974.05	434,088.47
31410LT69	FNMA POOL #890773	09/01/2036	HTM		1/24/2020	3,000,000.00	2,001,886.70
1149547	TIB - The Independent Bankers Bank	MBS	3.00000		16.60	1,989,860.34	2,048,342.40
31419KD69	FNMA POOL #AE8224	12/01/2040	AFS		1/24/2020	6,000,000.00	1,516,395.55
1149557	TIB - The Independent Bankers Bank	MBS	4.00000		20.85	1,444,764.42	1,554,292.03
12	Total Pledged: HAA1118 - HOCKLEY COUNTY					46,102,000.00	30,392,745.18
						29,659,321.31	30,988,929.05

This report reflects information submitted to us by the customer. It is not intended to be used as the official record of safekeeping location and/or pledged holdings. This information should be provided by the customer's safekeeper.



# Pledge Inventory Report

Aimbank  
 Littlefield, TX  
 FROM 2/1/2020 TO 2/29/2020

Customer ID: 33584  
 Report Date: 2/26/2020  
 PAS Rep: Tracy Kwiatkowski  
 Account Rep: Scott Adams

Cusip Ticket	Description Location Code/Name	Maturity/Refunded Dt Group	Intent Coupon	S&P Moody	Market Price Dt		Original Face		Book Value	
					Maturity (Yr)	Par	Par	Market Value		
Pledged: HAA1118 - HOCKLEY COUNTY										
3137B3NA2 1149502	FHMS K030 A2 TIB - The Independent Bankers Bank	04/25/2023 CMB	AFS 3.25000	NR Aaa	2/21/2020 3.15	2,000,000.00 2,000,000.00	2,000,000.00 2,000,000.00	2,049,602.56 2,090,167.84		
3137B4GY6 1149503	FHMS K032 A2 TIB - The Independent Bankers Bank	05/25/2023 CMB	HTM 3.31000	Nr	2/21/2020 3.24	2,860,000.00 2,860,000.00	2,860,000.00 2,860,000.00	2,936,960.25 3,006,071.61		
3137FBBY1 1216033	FHMS K068 AM TIB - The Independent Bankers Bank	08/25/2027 CMB	HTM 3.31500	NR Aaa	2/21/2020 7.49	3,025,000.00 3,025,000.00	3,025,000.00 3,025,000.00	3,225,083.81 3,335,402.45		
3136AXZB4 1167397	FNMM17061 NB TIB - The Independent Bankers Bank	11/25/2045 CMO	HTM 3.00000	NA Nr	2/21/2020 25.76	5,000,000.00 3,856,752.20	5,000,000.00 3,856,752.20	3,809,691.86 3,994,371.15		
3137FNGF1 1207352	FHL4810 DA TIB - The Independent Bankers Bank	03/15/2049 CMO	AFS 3.00000	NA Nr	2/21/2020 29.06	5,000,000.00 4,859,217.10	5,000,000.00 4,859,217.10	4,981,622.01 5,054,557.09		
3128MMSZ7 1149479	FHLMC GOLD POOL #G18 TIB - The Independent Bankers Bank	12/01/2029 MBS	HTM 3.50000		2/21/2020 9.76	4,800,000.00 1,576,226.88	4,800,000.00 1,576,226.88	1,616,306.25 1,651,980.34		
3132KF3F7 1149483	FHLMC GOLD POOL #V61 TIB - The Independent Bankers Bank	07/01/2032 MBS	HTM 3.00000		2/21/2020 12.35	5,000,000.00 3,444,217.05	5,000,000.00 3,444,217.05	3,515,306.05 3,581,951.32		
3132LMBZ8 1149484	FHLMC GOLD POOL #K91 TIB - The Independent Bankers Bank	09/01/2033 MBS	HTM 3.50000		2/21/2020 13.52	7,175,000.00 3,038,951.09	7,175,000.00 3,038,951.09	3,137,502.58 3,197,766.61		
3140HDM15 1207324	FNMA POOL #BK0362 TIB - The Independent Bankers Bank	08/01/2039 MBS	AFS 3.00000		2/21/2020 19.43	6,037,496.00 5,844,227.84	6,037,496.00 5,844,227.84	5,962,733.95 6,021,307.89		
31410LT69 1149547	FNMA POOL #890773 TIB - The Independent Bankers Bank	09/01/2036 MBS	HTM 3.00000		2/21/2020 16.52	3,000,000.00 1,979,955.51	3,000,000.00 1,979,955.51	1,991,796.01 2,043,848.61		
31417DYG2 1194164	FNMA POOL #AB7010 TIB - The Independent Bankers Bank	11/01/2042 MBS	AFS 3.00000		2/21/2020 22.69	10,000,000.00 5,234,552.30	10,000,000.00 5,234,552.30	5,327,704.77 5,432,784.95		
11	Total Pledged: HAA1118 - HOCKLEY COUNTY					53,897,496.00 37,719,099.97	53,897,496.00 37,719,099.97	38,554,310.10 39,410,209.86		

This report reflects information submitted to us by the customer. It is not intended to be used as the official record of safekeeping location and/or pledged holdings. This information should be provided by the customer's safekeeper.

**Collateral Inventory Report**

AmBank  
 Littlefield, TX  
 FROM 3/1/2020 TO 3/31/2020

Customer ID: 33584  
 Report Date: 3/27/2020  
 PAS Rep: Tracy Kwiatkowski  
 Account Rep: Scott Adams

Cusip Ticket	Description Location Code/Name	Maturity/Refunded Dt Group	Intent Coupon	S&P Moody	Market Price Dt Maturity (Yr)	Original Face Par	Book Value Market Value
Pledged: HAA1118 - HOCKLEY COUNTY							
313384XP9 1223895	FED HOME LN BK DISC TIB - The Independent Bankers Bank	06/01/2020 AGY	AFS 0.00000		3/24/2020 0.17	25,000,000.00 25,000,000.00	24,956,912.15 24,988,250.75
3136AXZB4 1167397	FNM17061 NB TIB - The Independent Bankers Bank	11/25/2045 CMO	HTM 3.00000	NA Nr	3/24/2020 25.67	5,000,000.00 3,812,131.50	3,765,899.24 3,881,498.61
3137FNGF1 1207352	FHL4910 DA TIB - The Independent Bankers Bank	03/15/2049 CMO	AFS 3.00000	NA Nr	3/24/2020 28.98	5,000,000.00 4,831,074.60	4,951,620.45 4,931,418.77
3	Total Pledged: HAA1118 - HOCKLEY COUNTY					35,000,000.00 93,643,206.10	33,674,431.84 33,801,168.13

This report reflects information submitted to us by the customer. It is not intended to be used as the official record of safekeeping location and/or pledged holdings. This information should be provided by the customer's safekeeper.

Treasurer's Financial Report  
 Prepared by Denise Bohannon, Hockley County Treasurer

**CDS**

1ST Qtr	Purchase Date	Account	Bank	Beginning Amount	Maturity Date	APR	Interest Paid	Month's Interest Earned	Current Balance
JAN	2011-11-28	060-I&S Hosp. Bd.	Aim	\$36,481.21	11/28/20	1.10%	Monthly	\$36.87	\$39,496.65
FEB	2011-11-28	060-I&S Hosp. Bd.	Aim	\$36,481.21	11/28/20	1.10%	Monthly	\$36.90	\$39,533.55
MAR	2011-11-28	060-I&S Hosp. Bd.	Aim	\$36,481.21	11/28/20	1.10%	Monthly	\$34.55	\$39,568.10
JAN	2017-02-14	011-AdValorem	Aim	4,000,000.00	2/14/21	2.66%	Monthly	\$9,494.71	\$4,212,222.32
FEB	2017-02-14	011-AdValorem	Aim	4,000,000.00	2/14/21	2.66%	Monthly	\$9,516.17	\$4,221,738.49
MAR	2017-02-14	011-AdValorem	Aim	4,000,000.00	2/14/21	1.50%	Monthly	\$5,031.38	\$4,226,769.87
Quarter Investment Totals								\$24,150.58	