

TREASURER'S 4th. Qtr. 2020 FINANCIAL REPORT

THE STATE OF TEXAS  
COUNTY OF HOCKLEY  
AFFIDAVIT

The Treasurer's Quarterly Report includes, but is not limited to, money received and disbursed; debts due to (if known) and owed By the county; and all other proceedings in the treasurer's office that pertain to the Financial Standing of Hockley County. {LGC 114.026(a)(b)}

The Treasurer's Books and the Auditor's General Ledger agree. The Bank Statements have been reconciled; any adjustments Have been noted.

The affidavit must state the amount of the cash and other assets that are in the custody of the county treasurer at the time of The examination. {LGC 114.026 (d)} **\$21,296,345.14 Quarter's Ending Balance**

Any interest earned that is posted by financial institutions to our accounts on the last business day of the month is included In the combined statement of receipts and disbursements. **\$57,093.86 Quarter's Interest Earned**

The Treasurer's Quarterly Report has been submitted and the Bank Reconciliation is pending review by Auditor. {LGC 114.026(b)}

All investments are in compliance with both the Public Funds investment Act and the Hockley County Investment Policy. The investment strategy is passive, which maintains a liquid cash flow and safety of the investment as priority. {LGC 2256.023}


Therefore, Denise Bohannon, County Treasurer of Hockley County, Texas, who being fully sworn, upon oath says that the within And foregoing report is true and correct to the best of her knowledge.


Filed with accompanying vouchers this the 2nd day of Aug, 2021


  
Denise Bohannon, Treasurer, Hockley County


Commissioners' Court having reviewed the Treasurer's Report as presented, having taken reasonable steps to ensure its accuracy and based upon presentations of the Treasurer's Office approve the report, subject to the independent auditor's Review and request that it be filed with the official minutes of this meeting. {LGC 114.026(c)}

In addition, the below signatures affirm that the Treasurer's Report complies with statutes as referenced. {LGC 114.026(d)}

  
Shirley Penner, Auditor, Hockley County / Date

  
Sharla Baldrige, County Judge


  
Alan Wisdom, Comm. Pct. #1

  
Larry Carter, Comm. Pct. #2

  
Seth Graf, Comm. Pct. #3

  
Tommy Clevenger, Comm. Pct. #4

Sworn to & Subscribed to Before Me, by the County Treasurer, the Auditor, Commissioners Court on this 2 day of August 2021.

  
Jennifer Palermo, County Clerk



**Treasurer's Financial Report**  
*Prepared by Denise Bohannon, Hockley County Treasurer*

**SECTION 1 – Cash Flow**

**Pages 1-5** Combined Statement of Cash Receipts and Disbursements  
Includes Interest and Bank Service Charge

**Pages 6-9** Bank Collateral  
Pledged Securities the Banks have pledged on behalf of Hockley County

**Page 10** Certificates of Deposit

**SECTION 2 – Investments Long Term**

Per the Public Funds Investment Act and the Hockley County Investment Policies, the Investments Report is required on a Quarterly Basis. However, in an effort to keep the Commissioners' Court informed *available* Information is provided on a Monthly basis.

All investments are in compliance with both the Public Funds Investment Act and the Hockley County Investment Policy. The investment strategy is passive, which maintains a liquid cash flow and safety of The investment as priorities. {GC 2256.023}

---

Investments – Funds are not immediately available – must wait until maturity

ACCOUNT NAME	BEGINNING CASH BALANCE	CASH RECEIPTS	CASH DISBURSEMENTS	ENDING CASH BALANCE
2020 095 D A RESTITUTION FUND				
CASH/ASB	3,218.55	6.97	.00	3,225.52
FUND TOTALS	3,218.55	6.97	6.97	3,225.52
2020 096 CA/D/A PRE-TRIAL DIVERSION FUND				
CASH	123,627.84	3,545.48	6,459.71	120,713.61
FUND TOTALS	123,627.84	3,545.48	6,459.71	120,713.61
2020 098 CLEARING FUND				
CASH	.09	4,403,269.31	4,403,269.31	.09
FUND TOTALS	.09	4,403,269.31	4,403,269.31	.09
GRAND TOTALS	21,239,078.27	23,383,728.46	23,326,461.59	21,296,345.14

ACCOUNT NAME	BEGINNING CASH BALANCE	CASH RECEIPTS	CASH DISBURSEMENTS	ENDING CASH BALANCE
2020 081 DA TRUST ACCOUNT CASH/AIM FUND TOTALS	12,230.54	28,447.52	31,822.52	8,855.54
2020 082 DA FORFEITURE FUND CASH FUND TOTALS	20,243.92	269.87	8,406.00	12,107.79
2020 083 CA THEFT OF SERVICE CASH FUND TOTALS	5,674.94	1,657.93	1,645.69	5,687.18
2020 084 SHERIFF WORK RELEASE PROGRAM CASH FUND TOTALS	2,012.66	4.35	.00	2,017.01
2020 085 HOCKLEY CO GRANTS FUND CASH FUND TOTALS	97,233.03	36,252.34	2,251.30	131,234.07
2020 086 CORONAVIRUS RELIEF FUND GRANT CASH FUND TOTALS	62,795.59	241,274.13	28,852.62	275,217.10
2020 087 HC JUVENILE PROBATION FEES CASH/AIM FUND TOTALS	16,106.19	35.01	.00	16,141.20
2020 088 PAYROLL CLEARING ACCOUNT CASH/ASB FUND TOTALS	3,926.13	1,080,037.11	1,079,939.45	4,023.79
2020 089 SEIZURE PROCEEDS FUND CASH/ASB FUND TOTALS	152,939.62	332.63	.00	153,272.25
2021 090 JUVENILE PROBATION FUND CASH/AIM ACCOUNTS RECEIVABLE FUND TOTALS	59,356.13	53,053.43	55,403.31	57,006.25
2020 091 JUVENILE PROBATION RESTITUTION CASH FUND TOTALS	52,782.41	8,560.87	.00	61,343.28
2021 092 HOCKLEY COUNTY COMMUNITY SUPER CASH/ASB FUND TOTALS	59,613.92	80,980.04	91,800.61	48,793.35
2020 093 HOCKLEY COUNTY MEDICAL FUND CASH/ASB FUND TOTALS	2,638.87	4.14	900.00	1,743.01
2020 094 COUNTY ATTORNEY RESTITUTION CASH/ASB FUND TOTALS	34,232.20	882.76	542.67	34,572.29

ACCOUNT NAME FUND TOTALS	BEGINNING CASH BALANCE	CASH RECEIPTS	CASH DISBURSEMENTS	ENDING CASH BALANCE
2020 054 JUSTICE OF PEACE #4 CASH FUND TOTALS	6,224.35 1,574.26	14,497.00 14,497.00	16,803.40 16,803.40	3,917.95 3,917.95
2020 055 JUSTICE OF PEACE #5 CASH FUND TOTALS	13,785.24 13,785.24	40,357.98 40,357.98	46,333.23 46,333.23	7,809.99 7,809.99
2020 056 SHERIFF FEE ACCOUNT CASH FUND TOTALS	1.52 1.52	.00 .00	.00 .00	1.52 1.52
2020 057 SO DONATIONS FUND CASH/ASB FUND TOTALS	1,780.38 1,780.38	102.61 102.61	273.39 273.39	1,609.60 1,609.60
2020 060 T&S FUND: '88 HOSPITAL BOND CASH/ASB TODA - CD BALANCE FUND TOTALS	2,022.19 37,765.83 39,788.02	.00 105.94 105.94	.00 .00 .00	2,022.19 37,871.77 39,893.96
2020 065 MPEC INTEREST & SINKING FUND CASH BUSINESS ELITE SAVINGS ACCT TDOA - INVESTMENT BALANCE FUND TOTALS	72,673.04 72,673.04	.00 973.76 973.76	.00 .00 .00	73,646.80 73,646.80
2020 070 PERMANENT IMPROVEMENT FUND CASH/ASB FUND TOTALS	1,326,692.29 1,326,692.29	798,206.29 798,206.29	98,837.12 98,837.12	2,026,061.46 2,026,061.46
2020 071 HOCKLEY CO ROAD BOND FUND CASH/ATM TDOA/ASB FUND TOTALS	22,901.89 22,901.89	49.78 49.78	.00 .00	22,951.67 22,951.67
2020 072 MALLETT OPERATING FUND CASH/ATM FUND TOTALS	276,281.88 276,281.88	556,176.18 556,176.18	167,887.75 167,887.75	664,570.31 664,570.31
2020 077 CTIF GRANT CASH FUND TOTALS	.00 .00	38,399.16 38,399.16	.00 .00	38,399.16 38,399.16
2020 078 HAVA GRANTS CASH FUND TOTALS	98,557.00 98,557.00	4,369.51 4,369.51	43,655.00 43,655.00	59,271.51 59,271.51
2020 079 DA FEDERAL FORFEITED FUNDS CASH FUND TOTALS	22,863.31 22,863.31	7,872.60 7,872.60	15,659.30 15,659.30	15,076.61 15,076.61
2020 080 FM & LR FUND CASH/ATM FUND TOTALS	4,849.30 4,849.30	10.52 10.52	.00 .00	4,859.82 4,859.82

ACCOUNT NAME	BEGINNING CASH BALANCE	CASH RECEIPTS	CASH DISBURSEMENTS	ENDING CASH BALANCE
2020 030 LAW LIBRARY FUND	10,522.46	452.10	831.44	10,143.12
CASH/AIM	10,522.46	452.10	831.44	10,143.12
FUND TOTALS	2,690.02	35,052.88	23,754.35	13,988.55
2020 035 LIBRARY FUND	113,660.66	788.24	58,354.47	56,094.43
CASH/AIM	113,660.66	788.24	58,354.47	56,094.43
FUND TOTALS	113,660.66	788.24	58,354.47	56,094.43
2020 039 DISTRICT CLERK PRESERVATION	17,070.13	390.33	.00	17,460.46
CASH/AIM	17,070.13	390.33	.00	17,460.46
FUND TOTALS	17,070.13	390.33	.00	17,460.46
2020 040 COUNTY CLERK PRESERVATION FUND	120,170.16	20,124.39	.00	140,294.55
CASH/AIM	120,170.16	20,124.39	.00	140,294.55
TDOA - CD BALANCE - ASB	.00	.00	.00	.00
FUND TOTALS	120,170.16	20,124.39	.00	140,294.55
2020 041 RECORDS MANAGEMENT OFFICER	25,061.21	977.20	810.34	25,228.07
CASH/AIM	25,061.21	977.20	810.34	25,228.07
FUND TOTALS	25,061.21	977.20	810.34	25,228.07
2020 042 R&B EXTRA FEE ACCOUNT	225,528.91	47,911.03	240,000.00	33,439.94
CASH/ASB	225,528.91	47,911.03	240,000.00	33,439.94
FUND TOTALS	225,528.91	47,911.03	240,000.00	33,439.94
2020 043 COURTHOUSE SECURITY FUND	63,850.23	1,816.72	4,848.00	60,818.95
CASH/AIM	63,850.23	1,816.72	4,848.00	60,818.95
FUND TOTALS	63,850.23	1,816.72	4,848.00	60,818.95
2020 044 JUSTICE COURT TECHNOLOGY FUND	32,307.30	988.00	2,317.12	30,978.18
CASH	32,307.30	988.00	2,317.12	30,978.18
FUND TOTALS	32,307.30	988.00	2,317.12	30,978.18
2020 045 SHERIFF CASH BOND ACCOUNT	92,959.42	1,000.00	475.00	93,484.42
CASH	92,959.42	1,000.00	475.00	93,484.42
FUND TOTALS	92,959.42	1,000.00	475.00	93,484.42
2020 046 COUNTY CLERK CASH BOND ACCT	55,997.02	.00	.00	55,997.02
CASH	55,997.02	.00	.00	55,997.02
FUND TOTALS	55,997.02	.00	.00	55,997.02
2020 047 JP5 CASH BOND ACCOUNT	6,084.71	.00	.00	6,084.71
CASH	6,084.71	.00	.00	6,084.71
FUND TOTALS	6,084.71	.00	.00	6,084.71
2020 048 COUNTY CLERK	24,874.46	71,076.89	69,485.05	26,466.30
CASH	24,874.46	71,076.89	69,485.05	26,466.30
FUND TOTALS	24,874.46	71,076.89	69,485.05	26,466.30
2020 051 JUSTICE OF PEACE #1	8,327.39	15,073.19	20,254.58	3,146.00
CASH	8,327.39	15,073.19	20,254.58	3,146.00
FUND TOTALS	8,327.39	15,073.19	20,254.58	3,146.00
2020 052 JUSTICE OF PEACE #2	1,574.26	1,975.00	3,115.80	433.46
CASH	1,574.26	1,975.00	3,115.80	433.46

ACCOUNT NAME	BEGINNING CASH BALANCE	CASH RECEIPTS	CASH DISBURSEMENTS	ENDING CASH BALANCE
2020 010 GENERAL FUND	2,457,713.17	7,682,285.39	4,723,385.60	5,416,612.96
CASH/AIM	.00	.00	.00	.00
AUDIT CASH ON HAND	.00	.00	.00	.00
TDOA/CD/ASB	.00	.00	.00	.00
FUND TOTALS	2,457,713.17	7,682,285.39	4,723,385.60	5,416,612.96
2020 011 AD VALOREM TAX ACCOUNT	207,629.60	521.14	96,294.00	111,856.74
CASH/AIM	8,865,331.63	3,349,779.73	8,961,353.00	3,253,758.36
CASH/TO AD VAL EXCESS	.00	.00	.00	.00
CASH/BE SAVINGS	4,258,557.91	15,946.73	.00	4,274,504.64
TDOA - CD/AIM BANK	.00	.00	.00	.00
TDOA - CD/ PLAT	.00	.00	.00	.00
FUND TOTALS	13,331,519.14	3,366,247.60	9,057,647.00	7,640,119.74
2020 012 OFFICERS SALARY FUND	329,515.96	2,740,046.32	1,381,675.69	1,687,886.59
CASH/AIM	.00	.00	.00	.00
AUDIT CASH ON HAND	.00	.00	.00	.00
FUND TOTALS	329,515.96	2,740,046.32	1,381,675.69	1,687,886.59
2020 013 AUTO REGISTRATION FUND	401,869.67	245.86	360,000.00	42,115.53
CASH/AIM	401,869.67	245.86	360,000.00	42,115.53
FUND TOTALS	401,869.67	245.86	360,000.00	42,115.53
2020 014 INDIGENT HEALTH CARE FUND	197,976.99	415,669.91	285,558.77	328,088.13
CASH/AIM	197,976.99	415,669.91	285,558.77	328,088.13
FUND TOTALS	197,976.99	415,669.91	285,558.77	328,088.13
2020 016 HOCKLEY COUNTY: LEOSE FUND	29,908.91	65.02	.00	29,973.93
CASH/AIM	29,908.91	65.02	.00	29,973.93
FUND TOTALS	29,908.91	65.02	.00	29,973.93
2020 017 JURY FUND	263,247.99	1,513.04	119,337.60	145,423.43
CASH/AIM	263,247.99	1,513.04	119,337.60	145,423.43
AUDIT CASH ON HAND	.00	.00	.00	.00
FUND TOTALS	263,247.99	1,513.04	119,337.60	145,423.43
2020 021 ROAD & BRIDGE #1	47,387.32	205,480.72	224,188.18	28,679.86
CASH/AIM	75,953.88	8,540.70	.00	84,494.58
CASH/LATI AIM	123,311.20	214,021.42	224,188.18	113,174.44
FUND TOTALS	170,698.60	214,021.42	224,188.18	141,668.84
2020 022 ROAD & BRIDGE #2	136,192.63	350,566.23	214,690.01	272,068.85
CASH/AIM	129,721.64	8,540.70	.00	138,262.34
CASH/LATR2/AIM	265,914.27	359,106.93	214,690.01	410,331.19
FUND TOTALS	401,106.90	407,778.56	429,380.01	548,600.13
2020 023 ROAD & BRIDGE #3	209,387.92	828,057.49	230,888.62	806,556.79
CASH/ASB	90,508.56	8,540.70	.00	99,049.26
CASH/LATR3	299,896.48	836,598.19	230,888.62	905,606.05
FUND TOTALS	509,284.40	845,146.89	461,777.24	804,655.31
2020 024 ROAD & BRIDGE #4	67,507.89	162,026.90	204,101.59	25,433.20
CASH/ASB	75,055.16	8,540.69	.00	83,595.85
CASH/LATR4	142,563.05	170,567.59	204,101.59	109,029.05
FUND TOTALS	209,560.94	238,113.78	204,101.59	214,624.90
2020 025 ROAD & BRIDGE #5	2,690.02	35,052.88	23,754.35	13,988.55
CASH/AIM	2,690.02	35,052.88	23,754.35	13,988.55

# Reportfolio

Airfi Bank Acq, FBT, Dubuque, IA  
 Published: 12/28/2020 9:47:21 AM

Management Report  
 Pledged To: HOCKLEY COUNTY

Section V-C  
 Date: 31-Dec-20  
 Page: 17

Code	Cusip	Description	Pool	Moody	Original Face	Pledged	Pledged Par Value	Pledged Book Value	Pledged Market Value
RJF	3137FGRX5	FHR 4816 VE			\$3,854,000.00	\$3,158,767.34	\$3,372,644.82	\$3,377,337.30	
RAYMOND JAMES	585797202012151	9/15/2029	4.000		100.00%				
RJF	3137F3187	FHR 4764 NA			\$3,000,000.00	\$1,355,255.85	\$1,386,451.82	\$1,395,862.30	
RAYMOND JAMES	585790202012151	7/15/2045	3.500		100.00%				
RJF	3136AXZB4	FNR 2017-61 NB			\$5,000,000.00	\$3,283,632.50	\$3,407,019.33	\$3,410,624.36	
RAYMOND JAMES	585748202012151	11/25/2045	3.000		100.00%				
RJF	3137FNGF1	FHR 4910 DA			\$5,000,000.00	\$4,367,667.45	\$4,619,632.29	\$4,625,869.54	
RAYMOND JAMES	585801202012151	3/15/2049	3.000		100.00%				
RJF	3137FHFM0	FHR 4821 MA			\$4,000,000.00	\$2,668,354.60	\$2,816,694.86	\$2,818,935.72	
RAYMOND JAMES	585799202012151	10/15/2053	3.500		100.00%				
5. CMOs - Fixed Rate									
RJF	3137BFDQ1	FHMS K717 A2			\$20,854,000.00	\$14,833,677.74	\$15,602,443.12	\$15,628,629.22	
RAYMOND JAMES	585776202012151	9/25/2021	2.991		\$3,500,000.00	\$3,433,494.75	\$3,477,588.18	\$3,481,360.41	
RJF	3137B3NA2	FHMS K030 A2			\$2,000,000.00	\$2,000,000.00	\$2,112,983.17	\$2,118,499.00	
RAYMOND JAMES	585772202012151	4/25/2023	3.250	Aaa	100.00%				
2. CMBs - Fixed CMO									
Total Pledged 7 To: HOC HOCKLEY COUNTY									
					\$5,500,000.00	\$5,433,494.75	\$5,590,571.35	\$5,599,859.41	
					\$26,354,000.00	\$20,267,172.49	\$21,193,014.47	\$21,228,488.63	
					\$0.00	\$3,433,494.75	\$3,433,494.75	\$3,433,494.75	
					\$0.00	\$16,833,677.74	\$16,833,677.74	\$16,833,677.74	

Munis with Maturity Under 2 Years  
 Munis with Maturity Over 2 Years  
 Other securities with Stated Maturity Under 2 Years  
 Other securities with Stated Maturity Over 2 Years

If no data is shown, then there are no pledges for the current period.



# Reportfolio

Heartland Financial - 14 First Bank & Trust, Dubuque,  
 Published: 12/30/2020 11:28:12 AM

Management Report  
 Pledged To: HOCKLEY COUNTY

Section V-C  
 Date: 31-Dec-20  
 Page: 8

Safekeeping		Description		Pool	Moody	Original Face	Pledged	Pledged	Pledged	Pledged
Code	Cusip	Maturity	Prerfund	Coupon	Std/Poor	Percent	Face Value	Par Value	Book Value	Market Value
RJF	88213APS8	TEXAS ST A & M UNIV REVENUES		3.330	Aaa	91.70%	\$4,585,000.00	\$4,585,000.00	\$4,836,873.29	\$5,038,548.20
	52722201909121	5/15/2039			AAA					
RAYMOND JAMES		AFS								
RJF	98816PEF5	YSLETA TX INDEP SCH DIST		2.730	Aaa	47.08%	\$3,390,000.00	\$3,390,000.00	\$3,464,952.02	\$3,492,005.10
	563354202007131	8/15/2045			AAA					
RAYMOND JAMES		AFS								

2 Muni Taxable - Fixed Rate

Total Pledged	2 To: HOG HOCKLEY COUNTY	\$0.00	Munis with Maturity Under 2 Years	\$0.00	Other securities with Stated Maturity Under 2 Years	\$7,975,000.00	\$7,975,000.00	\$8,301,825.31	\$8,530,553.30
		\$7,975,000.00	Munis with Maturity Over 2 Years	\$0.00	Other securities with Stated Maturity Over 2 Years			\$8,301,825.31	\$8,530,553.30

\*\* If no data is shown, then there are no pledges for the current period.

# Pledge Inventory Report

Airbank  
Littlefield, TX  
FROM 11/1/2020 TO 11/30/2020

Customer ID: 33584  
Report Date: 11/25/2020  
PAS Rep: Tracy Kwalkowski  
Account Rep: Scott Adams

Cusip	Description	Maturity/Refunded	DL	Group	Intent	S&P	Moody	Market Price	Price	DI	Original Face	Par	Book Value	Market Value
Pledged: HAA1118 - HOCKLEY COUNTY														
3137B3NA2	FHMS K030 A2	04/25/2023		AFS	NR			11/20/2020	2.40		2,000,000.00		2,036,215.98	
1149502	TIB - The Independent Bankers Bank			CMB	Aaa						2,000,000.00		2,117,395.32	
3137BFDQ1	FHMS K717 A2	09/25/2021		AFS	Nr			11/20/2020	0.82		3,500,000.00		3,457,150.50	
1149505	TIB - The Independent Bankers Bank			CMB							3,443,637.62		3,497,042.48	
3136AXZB4	FNMA17061 NB	11/25/2045		HTM	NA			11/20/2020	25.00		5,000,000.00		3,312,802.52	
1167397	TIB - The Independent Bankers Bank			CMO	Nr						3,350,718.50		3,479,170.71	
3137F3T87	FHL4764 NA	07/15/2045		AFS	NA			11/20/2020	24.64		3,000,000.00		1,457,706.33	
1149514	TIB - The Independent Bankers Bank			CMO	Nr						1,451,405.79		1,495,164.34	
3137FGRXS	FHL4816 VE	09/15/2029		HTM	NA			11/20/2020	8.80		3,854,000.00		3,257,395.13	
1151865	TIB - The Independent Bankers Bank			CMO	Nr						3,183,874.50		3,415,077.31	
3137FHEM0	FHL4821 MA	10/15/2053		AFS	NA			11/20/2020	32.90		4,000,000.00		2,733,276.67	
1151333	TIB - The Independent Bankers Bank			CMO	Nr						2,727,040.32		2,879,720.22	
3137FNGF1	FHL4910 DA	03/15/2049		AFS	NA			11/20/2020	28.31		5,000,000.00		4,630,903.51	
1207352	TIB - The Independent Bankers Bank			CMO	Nr						4,536,055.40		4,802,863.59	
3140FXE40	FNMA POOL #BF0154	11/01/2046		AFS				11/20/2020			7,000,000.00		3,413,000.00	
1188183	TIB - The Independent Bankers Bank			MBS							3,311,461.93		3,577,438.49	
8	Total Pledged: HAA1118 - HOCKLEY COUNTY										33,354,000.00		24,298,450.64	
											24,004,194.06		25,253,872.46	

This report reflects information submitted to us by the customer. It is not intended to be used as the official record of safekeeping location and/or pledged holdings. This information should be provided by the customer's safekeeper.

# Pledge Inventory Report

Aimbank  
Littlefield, TX  
FROM 10/1/2020 TO 10/31/2020

Customer ID: 33584  
Report Date: 10/29/2020  
PAS Rep: Tracy Kwiatkowski  
Account Rep: Scott Adams

Cusip	Description	Maturity/Refunded Dt	Group	Intent	S&P	Market Price Dt	Original Face	Book Value
Ticket	Location Code/Name			Coupon	Moody	Maturity (Yr)	Par	Market Value
Pledged: HAA 1118 - HOCKLEY COUNTY								
3136AXZB4	FNM17061 NB	11/25/2045	CMO	HTM	NA	10/23/2020	5,000,000.00	3,403,754.62
1167397	TIB - The Independent Bankers Bank			3,00000	Nr	25.08	3,443,041.05	3,567,916.95
3137FHFMO	FHL4821 MA	10/15/2053	CMO	AFS	NA	10/23/2020	4,000,000.00	2,803,346.14
1151333	TIB - The Independent Bankers Bank			3,50000	Nr	32.98	2,796,860.84	2,949,262.99
3137FNGF1	FHL4910 DA	03/15/2049	CMO	AFS	NA	10/23/2020	5,000,000.00	4,696,680.07
1207352	TIB - The Independent Bankers Bank			3,00000	Nr	28.39	4,598,243.90	4,875,702.81
882854Q70	TEXAS WATER DEV BRD	04/15/2049	MUN	AFS	AAA	10/23/2020	10,000,000.00	11,106,894.32
1227893	TIB - The Independent Bankers Bank			5,00000		28.47	10,000,000.00	12,566,100.30
4	Total Pledged: HAA1118 - HOCKLEY COUNTY						24,000,000.00	22,010,675.15
							20,838,145.79	23,958,983.05

This report reflects information submitted to us by the customer. It is not intended to be used as the official record of safekeeping location and/or pledged holdings. This information should be provided by the customer's safekeeper.

**CDS**

4TH Qtr	Purchase Date	Account	Bank	Beginning Amount	Maturity Date	APR	Interest Paid	Month's Interest Earned	Current Balance	
OCT	2011-11-28	060-18S Hosp. Bd.	Aim	\$36,481.21	11/28/20	1.10%	Monthly	\$35.97	\$39,823.99	
NOV	2011-11-28	060-18S Hosp. Bd.	Aim	\$36,481.21	11/28/20	1.10%	Monthly	\$37.21	\$39,861.20	
DEC	2011-11-28	060-18S Hosp. Bd.	Aim	\$36,481.21	11/28/20	1.10%	Monthly	\$32.76	\$39,893.96	
OCT	2017-02-14	011-AdvValorem	Aim	4,000,000.00	2/14/21	1.50%	Monthly	\$5,250.62	\$4,264,082.68	
NOV	2017-02-14	011-AdvValorem	Aim	4,000,000.00	2/14/21	1.50%	Monthly	\$5,432.32	\$4,269,515.00	
DEC	2017-02-14	011-AdvValorem	Aim	4,000,000.00	2/14/21	1.50%	Monthly	\$5,263.79	\$4,274,778.79	
Quarter								Investment	Totals	\$16,052.67

#  
 833037  
 833037  
 833037  
 863289  
 863289  
 863289

Motion by Commissioner Carter, second by Commissioner Clevenger, 4 Votes Yes, 0 Votes No, that Commissioners Court approved the 4<sup>th</sup> quarter 2020 Financial Report of the Hockley County Treasurer. As per Treasurer's 4<sup>th</sup> Qtr., 2020 Financial Report recorded below.