

TREASURER'S S JAN 2015 FINANCIAL REPORT

THE STATE OF TEXAS  
COUNTY OF HOCKLEY  
AFFIDAVIT

The Treasurer's Monthly Report includes, but is not limited to, money received and disbursed; debts due to (if known) and owed By the county; and all other proceedings in the treasurer's office that pertain to the Financial Standing of Hockley County. {LGC 114.026(a)(b)}

The Treasurer's Books and the Auditor's General Ledger agree. The Bank Statements have been reconciled; any adjustments Have been noted.

The affidavit must state the amount of the cash and other assets that are in the custody of the county treasurer at the time of The examination. {LGC 114.026 (d)} *201*  
**21,248,110.72 Month Ending Balance**


Any interest earned that is posted by financial institutions to our accounts on the last business day of the month is included In the combined statement of receipts and disbursements. **\$14,362.49 Month's Interest Earned**

The Treasurer's Monthly Report has been submitted and the Bank Reconciliation is pending review by Auditor. {LGC 114.026(b)}

All investments are in compliance with both the Public Funds Investment Act and the Hockley County Investment Policy. The investment strategy is passive, which maintains a liquid cash flow and safety of the investment as priority. {LGC 2256.023}







Therefore, Denise Bohannon, County Treasurer of Hockley County, Texas, who being fully sworn, upon oath says that the within And foregoing report is true and correct to the best of her knowledge.

Filed with accompanying vouchers this the 2 day of Mar, 2015


  
\_\_\_\_\_  
Denise Bohannon, Treasurer, Hockley County

Commissioners' Court having reviewed the Treasurer's Report as presented, having taken reasonable steps to ensure its accuracy and based upon presentations of the Treasurer's Office approve the report, subject to the independent auditor's Review and request that it be filed with the official minutes of this meeting. {LGC 114.026(c)}

In addition, the below signatures affirm that the Treasurer's Report complies with statutes as referenced. {LGC 114.026(d)}

 _____ Linda Barnette, Auditor, Hockley County / Date <u>3-2-15</u>	 _____ Larry Sprowls, County Judge
 _____ Curtis Thrash, Comm. Pct. #1	 _____ Larry Carter, Comm. Pct. #2
 _____ Whitey Barnett, Comm. Pct. #3	 _____ Tommy Clevenger, Comm. Pct. #4

Sworn to & Subscribed to Before Me, by the County Treasurer, the Auditor & Commissioners Court on this 2nd day of March 2015.

  
\_\_\_\_\_  
Irene Gumula, County Clerk

**Treasurer's Financial Report**  
*Prepared by Denise Bohannon, Hockley County Treasurer*

**SECTION 1 – Cash Flow**

**Pages 1-5** Combined Statement of Cash Receipts and Disbursements  
Includes Interest and Bank Service Charge

**Pages 6** Bank Collateral  
Pledged Securities the Banks have pledged on behalf of Hockley County

**Page 7** Bond Indebtedness – Mallet Event Center

**Page 8** Certificates of Deposit

**SECTION 2 – Investments Long Term**

Per the Public Funds Investment Act and the Hockley County Investment Policies, the Investments Report is required on a Quarterly Basis. However, in an effort to keep the Commissioners' Court informed *available* information is provided on a Monthly basis.

All investments are in compliance with both the Public Funds Investment Act and the Hockley County Investment Policy. The investment strategy is passive, which maintains a liquid cash flow and safety of the investment as priorities. {GC 2256.023}

---

Investments – Funds are not immediately available – must wait until maturity

ACCOUNT NAME	BEGINNING CASH BALANCE	CASH RECEIPTS	CASH DISBURSEMENTS	ENDING CASH BALANCE
GRAND TOTALS	18,912,621.43	6,252,663.20	3,917,173.91-	21,248,110.72

ACCOUNT NAME	BEGINNING CASH BALANCE	CASH RECEIPTS	CASH DISBURSEMENTS	ENDING CASH BALANCE
2015 083 CA THEFT OF SERVICE CASH	4,519.72	482.68	428.00	4,574.40
FUND TOTALS	4,519.72	482.68	428.00	4,574.40
2015 084 SHERIFF WORK RELEASE PROGRAM CASH	1,856.87	1.54	.00	1,858.41
FUND TOTALS	1,856.87	1.54	.00	1,858.41
2015 085 HOCKLEY CO GRANTS FUND CASH	10,532.45	82,306.46	82,304.55	10,534.36
FUND TOTALS	10,532.45	82,306.46	82,304.55	10,534.36
2015 087 HC JUVENILE PROBATION FEES CASH/AIM	11,699.62	9.71	.00	11,709.33
FUND TOTALS	11,699.62	9.71	.00	11,709.33
2015 088 PAYROLL CLEARING ACCOUNT CASH/ASB	1,278.03	356,606.90	356,583.69	1,301.24
FUND TOTALS	1,278.03	356,606.90	356,583.69	1,301.24
2015 089 SEIZURE PROCEEDS FUND CASH/ASB	36,642.08	1,136.45	.00	37,778.53
FUND TOTALS	36,642.08	1,136.45	.00	37,778.53
2015 090 JUVENILE PROBATION FUND CASH/AIM	33,438.40	18,382.21	13,951.19	37,869.42
ACCOUNTS RECEIVABLE	97.75	.00	.00	97.75
FUND TOTALS	33,340.65	18,382.21	13,951.19	37,771.67
2015 091 JUVENILE PROBATION RESTITUTION CASH	10,958.83	9.10	.00	10,967.93
FUND TOTALS	10,958.83	9.10	.00	10,967.93
2015 092 HOCKLEY COUNTY COMMUNITY SUPER CASH/ASB	86,070.01	22,732.15	37,972.05	70,830.11
FUND TOTALS	86,070.01	22,732.15	37,972.05	70,830.11
2015 093 HOCKLEY COUNTY MEDICAL FUND CASH/ASB	8,965.07	7.44	.00	8,972.51
FUND TOTALS	8,965.07	7.44	.00	8,972.51
2015 094 COUNTY ATTORNEY RESTITUTION CASH/ASB	12,946.35	737.06	180.51	13,502.90
FUND TOTALS	12,946.35	737.06	180.51	13,502.90
2015 095 D A RESTITUTION FUND CASH/ASB	4,030.76	39.35	.00	4,070.11
FUND TOTALS	4,030.76	39.35	.00	4,070.11
2015 096 CA/DA PRE-TRIAL DIVERSION FUND CASH	64,986.74	2,267.47	.00	67,254.21
FUND TOTALS	64,986.74	2,267.47	.00	67,254.21
2015 098 CLEARING FUND CASH	.07	1,400,377.54	1,400,377.54	.07
FUND TOTALS	.07	1,400,377.54	1,400,377.54	.07

ACCOUNT NAME FUND TOTALS	BEGINNING CASH BALANCE	CASH RECEIPTS	CASH DISBURSEMENTS	ENDING CASH BALANCE
2015 054 JUSTICE OF PEACE #4 CASH FUND TOTALS	625.76 228.99 228.99	1,397.35 929.90 929.90	1,212.00- 183.04- 183.04-	811.11 975.85 975.85
2015 055 JUSTICE OF PEACE #5 CASH FUND TOTALS	15,172.08 15,172.08	20,072.55 20,072.55	18,412.39- 18,412.39-	16,832.24 16,832.24
2015 056 SHERIFF FEE ACCOUNT CASH FUND TOTALS	1.50 1.50	.00 .00	.00 .00	1.50 1.50
2015 057 SO TRAINING DONATIONS FUND CASH/ASB FUND TOTALS	1,999.27 1,999.27	1.65 1.65	.00 .00	2,000.92 2,000.92
2015 060 I&S FUND: '88 HOSPITAL BOND CASH/ASB TODA - CD BALANCE FUND TOTALS	37,440.50 .00 37,440.50	17.49 .00 17.49	.00 .00 .00	37,457.99 .00 37,457.99
2015 065 MPEC INTEREST & SINKING FUND CASH BUSINESS ELITE SAVINGS ACCT TDOA - INVESTMENT BALANCE FUND TOTALS	.00 723,834.55 723,834.55	.00 422,066.67 422,066.67	.00 .00 .00	.00 1,145,901.22 1,145,901.22
2015 070 PERMANENT IMPROVEMENT FUND CASH/ASB FUND TOTALS	1,329,547.31 1,329,547.31	1,093.53 1,093.53	37,399.11- 37,399.11-	1,293,241.73 1,293,241.73
2015 071 HOCKLEY CO ROAD BOND FUND CASH/AIM TDOA/ASB FUND TOTALS	21,122.68 .00 21,122.68	17.55 .00 17.55	.00 .00 .00	21,140.23 .00 21,140.23
2015 072 MALLETT OPERATING FUND CASH/AIM FUND TOTALS	271,995.86 271,995.86	22,268.02 22,268.02	59,526.99- 59,526.99-	234,736.89 234,736.89
2015 079 DA FEDERAL FORFEITED FUNDS CASH FUND TOTALS	50,670.43 50,670.43	41.62 41.62	69.24- 69.24-	50,642.81 50,642.81
2015 080 FM & LR FUND CASH/AIM FUND TOTALS	4,473.04 4,473.04	3.71 3.71	.00 .00	4,476.75 4,476.75
2015 081 DA TRUST ACCOUNT CASH/AIM FUND TOTALS	11,310.86 11,310.86	2,552.59 2,552.59	1,468.00- 1,468.00-	12,395.45 12,395.45
2015 082 DA FORFEITURE FUND CASH FUND TOTALS	12,968.37 12,968.37	10.72 10.72	205.61- 205.61-	12,773.48 12,773.48

ACCOUNT NAME	BEGINNING CASH BALANCE	CASH RECEIPTS	CASH DISBURSEMENTS	ENDING CASH BALANCE
AUDIT CASH ON HAND	.00	.00	.00	.00
FUND TOTALS	38,407.05	4,078.83	9,002.77-	33,483.11
2015 030 LAW LIBRARY FUND				
CASH/AIM	26,905.39	212.37	282.34-	26,835.42
FUND TOTALS	26,905.39	212.37	282.34-	26,835.42
2015 035 LIBRARY FUND				
CASH/AIM	42,013.31	553.11	21,564.31-	21,002.11
FUND TOTALS	42,013.31	553.11	21,564.31-	21,002.11
2015 039 DISTRICT CLERK PRESERVATION				
CASH/AIM	31,999.03	1,622.28	.00	33,621.31
FUND TOTALS	31,999.03	1,622.28	.00	33,621.31
2015 040 COUNTY CLERK PRESERVATION FUND				
CASH/AIM	133,415.05	3,314.99	.00	136,730.04
TDOA - CD BALANCE - ASB	.00	.00	.00	.00
FUND TOTALS	133,415.05	3,314.99	.00	136,730.04
2015 041 RECORDS MANAGEMENT OFFICER				
CASH/AIM	13,728.23	383.00	5,415.82-	8,695.41
FUND TOTALS	13,728.23	383.00	5,415.82-	8,695.41
2015 042 R&B EXTRA FEE ACCOUNT				
CASH/ASB	208,623.53	14,571.95	.00	223,195.48
FUND TOTALS	208,623.53	14,571.95	.00	223,195.48
2015 043 COURTHOUSE SECURITY FUND				
CASH/AIM	11,011.76	914.63	.00	11,926.39
FUND TOTALS	11,011.76	914.63	.00	11,926.39
2015 044 JUSTICE COURT TECHNOLOGY FUND				
CASH	53,580.92	750.93	727.78-	53,604.07
FUND TOTALS	53,580.92	750.93	727.78-	53,604.07
2015 045 SHERIFF CASH BOND ACCOUNT				
CASH	56,409.42	2,501.00	1,000.00-	57,910.42
FUND TOTALS	56,409.42	2,501.00	1,000.00-	57,910.42
2015 046 COUNTY CLERK CASH BOND ACCT				
CASH	59,835.02	100.00	.00	59,935.02
FUND TOTALS	59,835.02	100.00	.00	59,935.02
2015 047 JP5 CASH BOND ACCOUNT				
CASH	2,934.71	4,500.00	.00	7,434.71
FUND TOTALS	2,934.71	4,500.00	.00	7,434.71
2015 048 COUNTY CLERK				
CASH	18,988.93	34,911.20	18,265.93-	35,634.20
FUND TOTALS	18,988.93	34,911.20	18,265.93-	35,634.20
2015 051 JUSTICE OF PEACE #1				
CASH	3,109.80	2,681.10	2,631.80-	3,159.10
FUND TOTALS	3,109.80	2,681.10	2,631.80-	3,159.10
2015 052 JUSTICE OF PEACE #2				
CASH	625.76	1,397.35	1,212.00-	811.11

ACCOUNT NAME	BEGINNING CASH BALANCE	CASH RECEIPTS	CASH DISBURSEMENTS	ENDING CASH BALANCE
2015 010 GENERAL FUND				
CASH/ATM	7,261,272.42	75,417.49	590,823.64	6,745,866.27
AUDIT CASH ON HAND	.00	.00	.00	.00
TDOA/CD/ASB	.00	.00	.00	.00
FUND TOTALS	<u>7,261,272.42</u>	<u>75,417.49</u>	<u>590,823.64</u>	<u>6,745,866.27</u>
2015 011 AD VALOREM TAX ACCOUNT				
CASH/ATM	88,030.26	72.35	.00	88,102.61
CASH/TO AD VAL EXCESS	2,754,254.21	2,924,769.62	500,000.00	5,179,023.83
CASH/BE SAVINGS	.00	.00	.00	.00
TDOA - CD/ATM BANK	3,018,730.52	1,922.89	.00	3,020,653.41
TDOA - CD/ PLAT	.00	.00	.00	.00
FUND TOTALS	<u>5,861,014.99</u>	<u>2,926,764.86</u>	<u>500,000.00</u>	<u>8,287,779.85</u>
2015 012 OFFICERS SALARY FUND				
CASH/ATM	987,381.45	43,716.34	396,054.81	635,042.98
AUDIT CASH ON HAND	.00	.00	.00	.00
FUND TOTALS	<u>987,381.45</u>	<u>43,716.34</u>	<u>396,054.81</u>	<u>635,042.98</u>
2015 013 AUTO REGISTRATION FUND				
CASH/ATM	43,654.50	50,019.60	.00	93,674.10
FUND TOTALS	<u>43,654.50</u>	<u>50,019.60</u>	<u>.00</u>	<u>93,674.10</u>
2015 014 INDIGENT HEALTH CARE FUND				
CASH/ATM	522.91	150,077.20	16,887.82	133,712.29
FUND TOTALS	<u>522.91</u>	<u>150,077.20</u>	<u>16,887.82</u>	<u>133,712.29</u>
2015 016 HOCKLEY COUNTY: LEOSE FUND				
CASH/ATM	17,741.52	14.74	.00	17,756.26
FUND TOTALS	<u>17,741.52</u>	<u>14.74</u>	<u>.00</u>	<u>17,756.26</u>
2015 017 JURY FUND				
CASH/ATM	284,135.68	783.65	23,460.77	261,458.56
AUDIT CASH ON HAND	.00	.00	.00	.00
FUND TOTALS	<u>284,135.68</u>	<u>783.65</u>	<u>23,460.77</u>	<u>261,458.56</u>
2015 021 ROAD & BRIDGE #1				
CASH/ATM	129,818.50	16,660.17	43,308.63	103,170.04
CASH/LAT1 AIM	20,729.95	.00	.00	20,729.95
FUND TOTALS	<u>150,548.45</u>	<u>16,660.17</u>	<u>43,308.63</u>	<u>123,899.99</u>
2015 022 ROAD & BRIDGE #2				
CASH/ATM	244,626.65	62,007.36	114,216.77	192,417.24
CASH/LATRD2/AIM	82,197.71	.00	.00	82,197.71
FUND TOTALS	<u>326,824.36</u>	<u>62,007.36</u>	<u>114,216.77</u>	<u>274,614.95</u>
2015 023 ROAD & BRIDGE #3				
CASH/ASB	378,989.66	321.68	55,462.56	323,848.78
CASH/LATRD3	35,284.65	.00	.00	35,284.65
FUND TOTALS	<u>414,274.31</u>	<u>321.68</u>	<u>55,462.56</u>	<u>359,133.43</u>
2015 024 ROAD & BRIDGE #4				
CASH/ASB	75,238.99	500,215.31	107,794.25	467,660.05
CASH/LATRD4	19,831.25	.00	.00	19,831.25
FUND TOTALS	<u>95,070.24</u>	<u>500,215.31</u>	<u>107,794.25</u>	<u>487,491.30</u>
2015 025 ROAD & BRIDGE #5				
CASH/ATM	38,407.05	4,078.83	9,002.77	33,483.11

Investment Portfolio Pledged Securities  
 AIM BANK  
 LITTLEFIELD, TX

InTrader (pledged )  
 Last: 12/31/2014  
 As-of: 01/31/2015  
 2AIM 1018373

Sec ID	Ticket	Security Description Line 1	Security Description Line 2	Safekeeping Agent	Rate	Maturity	Grp	Original Face S & P	Par/Curr Face	Moody	Priced Pledged	Book Value	Market Value
PLEGGED TO: hockc *HOCKLEY COUNTY													
3130A3M92	TIB	219002405	FHLB CALL AFTER 03/19/15	THE INDEPENDENT BANKERSBANK	1.95	12/19/2019	200	5,000,000.00	5,000,000.00	AA+	01/27/2015	5,000,000.00	5,000,000.00
3130A3Q11	TIB	164038388	FHLB OTRLY CALL	THE INDEPENDENT BANKERSBANK	2.05	12/30/2019	200	5,000,000.00	5,000,000.00	AA+	01/27/2015	5,000,000.00	5,000,000.00
3128LLV86	TIB	213001965	FHLMC #2B0639 ARM	THE INDEPENDENT BANKERSBANK	2.312	06/01/2042	305	2,000,000.00	2,000,000.00	Aaa	01/05/2015	5,010,470.00	5,010,470.00
3138A45N1	TIB	164027666	FNMA #AR3552	THE INDEPENDENT BANKERSBANK	3.5	02/01/2026	305	1,055,559.70	1,055,559.70		01/30/2013	1,105,492.75	1,104,234.10
3138E4YC9	TIB	164028308	FNMA #AK0706	THE INDEPENDENT BANKERSBANK	3.5	02/01/2027	305	2,222,500.00	2,222,500.00		01/30/2013	975,870.88	973,142.59
3138E4YC9	TIB	164028413	FNMA #AK0706	THE INDEPENDENT BANKERSBANK	3.5	02/01/2027	305	1,206,774.21	1,206,774.21		04/03/2013	1,286,610.95	1,280,451.13
3138EGSH8	TIB	164024507	FNMA #AL0519	THE INDEPENDENT BANKERSBANK	3.5	02/01/2027	305	3,250,000.00	3,250,000.00		01/27/2015	1,880,928.72	1,880,928.72
3138EINE4	TIB	164027986	FNMA #AL2188 ARM	THE INDEPENDENT BANKERSBANK	4	03/01/2026	305	1,764,686.69	1,764,686.69		01/30/2013	1,872,425.72	1,872,425.72
3138ELLU5	TIB	164038728	FNMA #AL3938	THE INDEPENDENT BANKERSBANK	2.363	06/01/2042	305	2,500,000.00	2,500,000.00		01/27/2015	1,370,019.78	1,370,019.78
31418AF78	TIB	164027935	FNMA #MA1089	THE INDEPENDENT BANKERSBANK	3.5	07/01/2028	305	1,272,516.08	1,272,516.08		05/22/2012	1,367,958.06	1,367,958.06
31418AH76	TIB	164029358	FNMA #MA1153	THE INDEPENDENT BANKERSBANK	4	06/01/2032	305	2,850,000.00	2,850,000.00		01/27/2015	1,535,014.50	1,535,014.50
31418AJ33	TIB	164029593	FNMA #MA1181	THE INDEPENDENT BANKERSBANK	3.5	07/01/2028	305	1,459,647.17	1,459,647.17		01/30/2013	1,528,603.03	1,528,603.03
31418AK80	TIB	164029389	FNMA #MA1218	THE INDEPENDENT BANKERSBANK	4	06/01/2032	305	6,000,000.00	6,000,000.00		01/27/2015	4,964,899.93	4,964,899.93
31418ATJ7	TIB	219000475	FNMA #MA1452	THE INDEPENDENT BANKERSBANK	3	08/01/2022	305	4,651,025.88	4,651,025.88		01/05/2015	4,990,912.71	4,990,912.71
31418BC61	TIB	164038302	FNMA #MA1892	THE INDEPENDENT BANKERSBANK	3	10/01/2022	305	2,873,887.03	2,873,887.03		01/30/2013	2,032,357.73	2,032,357.73
31419AY35	TIB	164024025	FNMA POOL AE0729	THE INDEPENDENT BANKERSBANK	3	05/01/2023	305	4,000,000.00	4,000,000.00		01/27/2015	2,472,744.97	2,472,744.97
TOTAL FOR PLEDGE ID hockc								2,341,882.64	2,341,882.64		01/30/2013	2,463,953.27	2,463,953.27
								4,950,000.00	4,950,000.00		01/27/2015	3,174,436.25	3,174,436.25
								3,003,919.18	3,003,919.18		01/30/2013	3,148,291.38	3,148,291.38
								3,950,000.00	3,950,000.00		01/27/2015	2,609,717.86	2,609,717.86
								2,469,652.22	2,469,652.22		01/30/2013	2,588,959.19	2,588,959.19
								1,270,760.00	1,270,760.00		01/27/2015	945,725.93	945,725.93
								906,956.56	906,956.56		03/05/2014	951,474.85	951,474.85
								5,300,000.00	5,300,000.00		01/27/2015	4,888,856.26	4,888,856.26
								4,660,469.14	4,660,469.14		01/05/2015	4,897,791.46	4,897,791.46
								2,100,000.00	2,100,000.00		01/27/2015	1,086,318.44	1,086,318.44
								1,015,627.94	1,015,627.94		05/22/2012	1,090,226.40	1,090,226.40
								Orig Face: 55,393,260.00	Current Face: 38,599,421.50			Market: 40,328,994.95	Book: 40,328,994.95

Trusted. Partner.



The information contained herein, while believed to be reliable, is not guaranteed.  
 For assistance please contact TIB Investment Portfolio (972) 650-6078.



TREASURER'S S JAN 2015 FINANCIAL REPORT

**HOCKLEY COUNTY Mallet Event Center and Arena  
\$14,515,000 - Bond Issue - 10 Year Repayment  
Fund 065, Series 2009 3.04%**

FYE	Previous Balance Outstanding	Principal Payment Due	Interest Payment Due	Current Balance Outstanding
2010	\$17,636,079.00	\$1,185,000.00	\$312,878.88	
PD				\$15,871,600.00
2011	\$15,871,600.00	\$1,255,000.00	\$508,100.00	
PD				\$14,108,500.00
2012	\$14,108,500.00	\$1,305,000.00	\$456,900.00	
PD				\$12,346,600.00
2013	\$12,346,600.00	\$1,360,000.00	\$403,600.00	
PD				\$10,583,000.00
2014	\$10,583,000.00	\$1,415,000.00	\$348,100.00	
PD				\$8,819,900.00
2015	\$8,819,900.00	\$1,475,000.00	\$290,300.00	
				\$7,054,600.00
2016	\$7,054,600.00	\$1,535,000.00	\$230,100.00	
				\$5,289,500.00
2017	\$5,289,500.00	\$1,595,000.00	\$167,500.00	
				\$3,527,000.00
2018	\$3,527,000.00	\$1,660,000.00	\$102,400.00	
				\$1,764,600.00
2019	\$1,764,600.00	\$1,730,000.00	\$34,600.00	
				\$0.00

\*Principal Payments Due Annually  
\*\*Interest Payments are Due Semi-annually

Certificates of Deposit

	Purchase Date	Account	Bank	Beginning Amount	Maturity Date	Interest Rate	Interest Paid	Month's Interest Earned	Current Bal
JAN	11/28/2011	060-I&S Hosp. Bd.	Aim	\$38,481.21		0.55%	Monthly	\$17.49	\$37,457.99
JAN	2/19/2014	011-AdValorem Excess	Aim	3,000,000.00	11/19/2014	0.75%	Monthly	\$1,922.89	\$3,020,653.41