

TREASURER'S 3rd QTR. 2017 FINANCIAL REPORT

THE STATE OF TEXAS  
COUNTY OF HOCKLEY  
AFFIDAVIT

The Treasurer's Quarterly Report includes, but is not limited to, money received and disbursed; debts due to (if known) and owed By the county; and all other proceedings in the treasurer's office that pertain to the Financial Standing of Hockley County. {LGC 114.026(a)(b)}

The Treasurer's Books and the Auditor's General Ledger agree. The Bank Statements have been reconciled; any adjustments Have been noted.

The affidavit must state the amount of the cash and other assets that are in the custody of the county treasurer at the time of The examination. {LGC 114.026 (d)} **\$18,397,570.06 Months' Ending Balance**

Any interest earned that is posted by financial institutions to our accounts on the last business day of the month is included In the combined statement of receipts and disbursements. **\$58,519.60 Months' Interest Earned**

The Treasurer's Quarterly Report has been submitted and the Bank Reconciliation is pending review by Auditor. {LGC 114.026(b)}

All investments are in compliance with both the Public Funds Investment Act and the Hockley County Investment Policy. The investment strategy is passive, which maintains a liquid cash flow and safety of the investment as priority. {LGC 2256.023}

Therefore, Denise Bohannon, County Treasurer of Hockley County, Texas, who being fully sworn, upon oath says that the within And foregoing report is true and correct to the best of her knowledge.


Filed with accompanying vouchers this the 12 day of Jan, 2018.

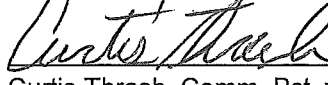
  
\_\_\_\_\_  
**Denise Bohannon, Treasurer, Hockley County**


Commissioners' Court having reviewed the Treasurer's Report as presented, having taken reasonable steps to ensure its accuracy and based upon presentations of the Treasurer's Office approve the report, subject to the independent auditor's Review and request that it be filed with the official minutes of this meeting. {LGC 114.026(c)}

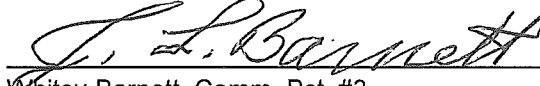
In addition, the below signatures affirm that the Treasurer's Report complies with statutes as referenced. {LGC 114.026(d)}


 1/12/18  
\_\_\_\_\_  
Linda Barnette, Auditor, Hockley County / Date

  
\_\_\_\_\_  
Sharla Baldridge, County Judge

  
\_\_\_\_\_  
Curtis Thrash, Comm. Pct. #1

  
\_\_\_\_\_  
Larry Carter, Comm. Pct. #2

  
\_\_\_\_\_  
Whitey Barnett, Comm. Pct. #3

  
\_\_\_\_\_  
Tommy Clevenger, Comm. Pct. #4

Sworn to & Subscribed to Before Me, by the County Treasurer, the Auditor & Commissioners Court on this 22<sup>nd</sup> day of Jan, 2017.

   
\_\_\_\_\_  
Irene Gumula, County Clerk

**Treasurer's Financial Report**  
*Prepared by Denise Bohannon, Hockley County Treasurer*

**SECTION 1 – Cash Flow**

**Pages 1-5** Combined Statement of Cash Receipts and Disbursements  
Includes Interest and Bank Service Charge

**Page 6-8** Bank Collateral  
Pledged Securities the Banks have pledged on behalf of Hockley County

**Page 9** Bond Indebtedness – Mallet Event Center

**Page 10** Certificates of Deposit

**SECTION 2 – Investments Long Term**

Per the Public Funds Investment Act and the Hockley County Investment Policies, the Investments Report is required on a Quarterly Basis. However, in an effort to keep the Commissioners' Court informed *available* Information is provided on a Monthly basis.

All investments are in compliance with both the Public Funds Investment Act and the Hockley County Investment Policy. The investment strategy is passive, which maintains a liquid cash flow and safety of The investment as priorities. {GC 2256.023}

---

Investments – Funds are not immediately available – must wait until maturity

DATE 01/12/2018 10:30

COMBINED STATEMENT OF CASH RECEIPTS AND DISBURSEMENTS FROM JULY

TO SEPTEMBER

GEL103 PAGE

ACCOUNT NAME	BEGINNING CASH BALANCE	CASH RECEIPTS.	CASH DISBURSEMENTS	ENDING CASH BALANCE
GRAND TOTALS	<u>21,449,560.18</u>	<u>18,607,367.66</u>	<u>21,659,357.78-</u>	<u>18,397,570.06</u>

ACCOUNT NAME	BEGINNING CASH BALANCE	CASH RECEIPTS	CASH DISBURSEMENTS	ENDING CASH BALANCE
2017 083 CA THEFT OF SERVICE CASH	5,327.52	1,765.89	1,605.59-	5,487.82
FUND TOTALS	5,327.52	1,765.89	1,605.59-	5,487.82
2017 084 SHERIFF WORK RELEASE PROGRAM CASH	1,890.16	6.45	.00	1,896.61
FUND TOTALS	1,890.16	6.45	.00	1,896.61
2017 085 HOCKLEY CO GRANTS FUND CASH	11,480.58	137,617.62	135,590.75-	13,507.45
FUND TOTALS	11,480.58	137,617.62	135,590.75-	13,507.45
2017 087 HC JUVENILE PROBATION FEES CASH/AIM	14,862.47	441.96	.00	15,304.43
FUND TOTALS	14,862.47	441.96	.00	15,304.43
2017 088 PAYROLL CLEARING ACCOUNT CASH/ASB	1,754.74	1,008,719.98	1,008,613.43-	1,861.29
FUND TOTALS	1,754.74	1,008,719.98	1,008,613.43-	1,861.29
2017 089 SEIZURE PROCEEDS FUND CASH/ASB	35,652.39	115.13	5,487.41-	30,280.11
FUND TOTALS	35,652.39	115.13	5,487.41-	30,280.11
2017 090 JUVENILE PROBATION FUND CASH/AIM	68,237.56	18,344.65	38,193.89-	48,388.32
ACCOUNTS RECEIVABLE	97.75-	.00	.00	97.75-
FUND TOTALS	68,139.81	18,344.65	38,193.89-	48,290.57
2017 091 JUVENILE PROBATION RESTITUTION CASH	26,949.86	1,812.05	235.00-	28,526.91
FUND TOTALS	26,949.86	1,812.05	235.00-	28,526.91
2017 092 HOCKLEY COUNTY COMMUNITY SUPER CASH/ASB	71,345.12	94,681.73	139,804.34-	26,222.51
FUND TOTALS	71,345.12	94,681.73	139,804.34-	26,222.51
2017 093 HOCKLEY COUNTY MEDICAL FUND CASH/ASB	5,402.95	18.49	.00	5,421.44
FUND TOTALS	5,402.95	18.49	.00	5,421.44
2017 094 COUNTY ATTORNEY RESTITUTION CASH/ASB	24,210.92	1,620.84	536.70-	25,295.06
FUND TOTALS	24,210.92	1,620.84	536.70-	25,295.06
2017 095 D A RESTITUTION FUND CASH/ASB	5,117.53	17.42	60.00-	5,074.95
FUND TOTALS	5,117.53	17.42	60.00-	5,074.95
2017 096 CA/DA PRE-TRIAL DIVERSION FUND CASH	113,553.86	4,742.18	.00	118,296.04
FUND TOTALS	113,553.86	4,742.18	.00	118,296.04
2017 098 CLEARING FUND CASH	.07	4,018,635.17	4,018,635.15-	.09
FUND TOTALS	.07	4,018,635.17	4,018,635.15-	.09

ACCOUNT NAME	BEGINNING CASH BALANCE	CASH RECEIPTS	CASH DISBURSEMENTS	ENDING CASH BALANCE
2017 030 LAW LIBRARY FUND	21,881.71	942.21	3,471.77	19,352.15
CASH/ATM	21,881.71	942.21	3,471.77	19,352.15
FUND TOTALS	48,319.43	16,604.47	19,467.69	45,456.21
2017 035 LIBRARY FUND	142,801.70	1,296.21	57,026.97	87,070.94
CASH/ATM	142,801.70	1,296.21	57,026.97	87,070.94
FUND TOTALS	142,801.70	1,296.21	57,026.97	87,070.94
2017 039 DISTRICT CLERK PRESERVATION	8,723.65	354.32	.00	9,077.97
CASH/ATM	8,723.65	354.32	.00	9,077.97
FUND TOTALS	8,723.65	354.32	.00	9,077.97
2017 040 COUNTY CLERK PRESERVATION FUND	146,357.34	11,616.56	98,478.00	59,495.90
CASH/ATM	146,357.34	11,616.56	98,478.00	59,495.90
TDOA - CD BALANCE - ASB	146,357.34	.00	.00	146,357.34
FUND TOTALS	146,357.34	11,616.56	98,478.00	59,495.90
2017 041 RECORDS MANAGEMENT OFFICER	13,128.87	5,545.85	4,117.00	14,557.72
CASH/ATM	13,128.87	5,545.85	4,117.00	14,557.72
FUND TOTALS	13,128.87	5,545.85	4,117.00	14,557.72
2017 042 R&B EXTRA FEE ACCOUNT	252,191.79	53,824.12	250,000.00	56,015.91
CASH/ASB	252,191.79	53,824.12	250,000.00	56,015.91
FUND TOTALS	252,191.79	53,824.12	250,000.00	56,015.91
2017 043 COURTHOUSE SECURITY FUND	28,031.13	3,696.58	200.00	31,527.71
CASH/ATM	28,031.13	3,696.58	200.00	31,527.71
FUND TOTALS	28,031.13	3,696.58	200.00	31,527.71
2017 044 JUSTICE COURT TECHNOLOGY FUND	38,652.26	3,143.31	2,719.88	39,075.69
CASH	38,652.26	3,143.31	2,719.88	39,075.69
FUND TOTALS	38,652.26	3,143.31	2,719.88	39,075.69
2017 045 SHERIFF CASH BOND ACCOUNT	69,909.42	7,500.00	.00	77,409.42
CASH	69,909.42	7,500.00	.00	77,409.42
FUND TOTALS	69,909.42	7,500.00	.00	77,409.42
2017 046 COUNTY CLERK CASH BOND ACCT	58,401.02	.00	1,000.00	57,401.02
CASH	58,401.02	.00	1,000.00	57,401.02
FUND TOTALS	58,401.02	.00	1,000.00	57,401.02
2017 047 JP5 CASH BOND ACCOUNT	4,234.71	.00	.00	4,234.71
CASH	4,234.71	.00	.00	4,234.71
FUND TOTALS	4,234.71	.00	.00	4,234.71
2017 048 COUNTY CLERK	35,718.94	93,444.32	98,894.23	30,269.03
CASH	35,718.94	93,444.32	98,894.23	30,269.03
FUND TOTALS	35,718.94	93,444.32	98,894.23	30,269.03
2017 051 JUSTICE OF PEACE #1	2,805.10	14,518.33	12,365.43	4,958.00
CASH	2,805.10	14,518.33	12,365.43	4,958.00
FUND TOTALS	2,805.10	14,518.33	12,365.43	4,958.00
2017 052 JUSTICE OF PEACE #2	422.86	842.30	842.30	422.86
CASH	422.86	842.30	842.30	422.86

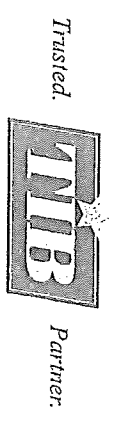
ACCOUNT NAME	BEGINNING CASH BALANCE	CASH RECEIPTS	CASH DISBURSEMENTS	ENDING CASH BALANCE
2017 010 GENERAL FUND	3,343,817.74	3,227,096.22	3,985,356.54	2,585,557.42
CASH/ADM	.00	.00	.00	.00
AUDIT CASH ON HAND	.00	.00	.00	.00
TDOA/CD/ASB	.00	.00	.00	.00
FUND TOTALS	3,343,817.74	3,227,096.22	3,985,356.54	2,585,557.42
2017 011 AD VALOREM TAX ACCOUNT				
CASH/ADM	2,451,403.45	5,027,162.85	3,545,000.00	3,933,566.30
CASH/TO AD VAL EXCESS	1,821,304.79	164,908.59	.00	1,986,213.38
CASH/BE SAVINGS	.00	.00	.00	.00
TDOA - CD/ADM BANK	9,021,060.11	13,624.82	5,014,895.17	4,019,789.76
TDOA - CD/ PLAT	.00	.00	.00	.00
FUND TOTALS	13,293,768.35	5,205,696.26	8,559,895.17	9,939,569.44
2017 012 OFFICERS SALARY FUND				
CASH/ADM	751,878.58	2,447,343.65	1,215,028.77	1,984,193.46
AUDIT CASH ON HAND	.00	.00	.00	.00
FUND TOTALS	751,878.58	2,447,343.65	1,215,028.77	1,984,193.46
2017 013 AUTO REGISTRATION FUND				
CASH/ADM	352,872.89	342.09	325,000.00	28,214.98
FUND TOTALS	352,872.89	342.09	325,000.00	28,214.98
2017 014 INDIGENT HEALTH CARE FUND				
CASH/ADM	38,415.71	12,637.03	22,740.43	28,312.31
FUND TOTALS	38,415.71	12,637.03	22,740.43	28,312.31
2017 016 HOCKLEY COUNTY: HOSE FUND				
CASH/ADM	25,102.54	85.97	.00	25,188.51
FUND TOTALS	25,102.54	85.97	.00	25,188.51
2017 017 JURY FUND				
CASH/ADM	236,514.63	5,712.61	106,224.30	136,002.94
AUDIT CASH ON HAND	.00	.00	.00	.00
FUND TOTALS	236,514.63	5,712.61	106,224.30	136,002.94
2017 021 ROAD & BRIDGE #1				
CASH/ADM	356,206.42	199,814.73	270,993.02	285,028.13
CASH/LATRD1 AIM	37,935.63	.00	.00	37,935.63
FUND TOTALS	394,142.05	199,814.73	270,993.02	322,963.76
2017 022 ROAD & BRIDGE #2				
CASH/ADM	74,629.60	505,687.28	142,314.58	438,002.30
CASH/LATRD2/ADM	91,703.39	.00	.00	91,703.39
FUND TOTALS	166,332.99	505,687.28	142,314.58	529,705.69
2017 023 ROAD & BRIDGE #3				
CASH/ASE	265,727.71	207,334.90	170,898.24	302,164.37
CASH/LATRD3	52,490.33	.00	.00	52,490.33
FUND TOTALS	318,218.04	207,334.90	170,898.24	354,654.70
2017 024 ROAD & BRIDGE #4				
CASH/ASE	100,512.68	390,891.01	185,730.64	305,673.05
CASH/LATRD4	37,036.93	.00	.00	37,036.93
FUND TOTALS	137,549.61	390,891.01	185,730.64	342,709.98
2017 025 ROAD & BRIDGE #5				
CASH/ADM	48,319.43	16,604.47	19,467.69	45,456.21

Investment Portfolio Pledged Securities  
 AIM BANK  
 LITTLEFIELD, TX

InTrader (pledged )  
 Last : 06/30/2017  
 As-of: 07/31/2017  
 ZAIM 1018373

Sec ID	Ticket	Security Description Line 1	Rate	Safeguarding Agent	Maturity	Grp	Original Face S & P	Priced Pledged	Book Value Market Value
PLEGGED TO: hockc *HOCKLEY COUNTY									
3128MMSZ7		FHLMC GOLD G18535		THE INDEPENDENT BANKERSBANK			4,800,000.00	07/25/2017	2,872,274.54
TIB	164040305		3.5	12/01/2029	305		2,768,406.86	03/25/2015	2,896,972.01
3132J4HC6		FHLMC #G30926		THE INDEPENDENT BANKERSBANK			3,500,000.00	07/25/2017	3,056,642.81
TIB	163004717		3.5	04/01/2036	305		2,900,074.42	12/01/2016	3,029,305.07
3132LMBZ8		FHLMC #K91056		THE INDEPENDENT BANKERSBANK			7,175,000.00	07/25/2017	4,729,902.01
TIB	164046120		3.5	09/01/2033	305		4,538,638.66	07/12/2017	4,759,511.06
3138E4YC9		FNMA #AK0706		THE INDEPENDENT BANKERSBANK			2,222,500.00	07/25/2017	613,095.84
TIB	164028308		3.5	02/01/2027	305		578,866.75	04/03/2013	603,806.18
3138E4YVC9		FNMA #AK0706		THE INDEPENDENT BANKERSBANK			3,250,000.00	07/25/2017	896,325.85
TIB	164028413		3.5	02/01/2027	305		846,486.81	01/30/2013	882,956.17
3138EGSH8		FNMA #AL0519		THE INDEPENDENT BANKERSBANK			2,500,000.00	07/25/2017	789,825.21
TIB	164024507		4	03/01/2026	305		741,594.88	05/22/2012	780,741.49
3140EUEA3		FNMA POOL #9C0128		THE INDEPENDENT BANKERSBANK			1,500,000.00	07/25/2017	1,283,863.25
TIB	163004104		3	12/01/2030	305		1,235,839.95	03/28/2016	1,275,347.85
31410LTF9		FNMA #890773		THE INDEPENDENT BANKERSBANK			3,000,000.00	07/25/2017	2,939,449.87
TIB	204074493		3	09/01/2036	305		2,916,185.01	03/21/2017	2,966,496.75
31418AF78		FNMA #MA1089		THE INDEPENDENT BANKERSBANK			2,850,000.00	07/25/2017	1,141,173.95
TIB	164027935		4	06/01/2032	305		1,057,110.09	01/30/2013	1,125,161.83
31418BC61		FNMA #MA1892		THE INDEPENDENT BANKERSBANK			5,300,000.00	07/25/2017	2,458,759.15
TIB	164038302		3	05/01/2024	305		2,406,988.75	01/05/2015	2,481,531.12
31419AY35		FNMA POOL AE0729		THE INDEPENDENT BANKERSBANK			2,100,000.00	07/25/2017	578,309.52
TIB	164024025		4	01/01/2026	305		545,892.35	05/22/2012	574,377.16
728874LG1		PLEASANTON TX ISD BQ		THE INDEPENDENT BANKERSBANK			330,000.00 AAA	07/25/2017	351,866.80
TIB	204064655	GO		08/15/2021	400		330,000.00	08/10/2016	350,110.20
3136A7ZD3		FNA 2012-M9 A2		THE INDEPENDENT BANKERSBANK			1,742,000.00	07/25/2017	1,720,572.61
TIB	158017617		2.482	04/25/2022	800		1,670,076.93	08/10/2016	1,691,505.69
TOTAL FOR PLEDGE ID hockc Pledged: 13 Orig Face: 40,269,500.00 Current Face: 22,536,161.46 Market: 23,417,822.58 Book: 23,432,061.41									

The information contained herein, while believed to be reliable, is not guaranteed.  
 For assistance please contact TIB Investment Portfolio (866) 308-4842.



Investment Portfolio Pledged Securities  
 AIM BANK  
 LITTLEFIELD, TX

InTrader (pledged )  
 Last : 07/31/2017  
 As-of: 08/31/2017  
 ZAIM 1018373

Sec ID	Ticket	Security Description Line 1	Safeguarding Agent	Rate	Maturity	Grip	Original Face S & P	Par/Curr Face Moody	Priced Pledged	Book Value Market Value
PLEGGED TO: hockc										
*HOCKLEY COUNTY										
3128MMSZ7		FHLMC GOLD G18535	THE INDEPENDENT BANKERSBANK	3.5	12/01/2029	305	4,800,000.00		08/28/2017	2,813,141.76
TIB	164040305						2,713,496.54		03/25/2015	2,845,027.13
3132J4HC6		FHLMC #G30926	THE INDEPENDENT BANKERSBANK	3.5	04/01/2036	305	3,500,000.00		08/28/2017	3,024,837.92
TIB	163004717						2,871,631.81		12/01/2016	3,005,190.97
3132LMBZ8		FHLMC #K91056	THE INDEPENDENT BANKERSBANK	3.5	09/01/2033	305	7,175,000.00		08/28/2017	4,689,571.77
TIB	164046120						4,502,784.18		07/12/2017	4,723,311.28
3138E4YC9		FNMA #AK0706	THE INDEPENDENT BANKERSBANK	3.5	02/01/2027	305	2,222,500.00		08/28/2017	585,026.37
TIB	164028308						552,507.19		04/03/2013	576,777.48
3138E4YC9		FNMA #AK0706	THE INDEPENDENT BANKERSBANK	3.5	02/01/2027	305	3,250,000.00		08/28/2017	855,290.16
TIB	164028413						807,940.77		01/30/2013	843,431.64
3138EGSH8		FNMA #AL0519	THE INDEPENDENT BANKERSBANK	4	03/01/2026	305	2,500,000.00		08/28/2017	768,429.49
TIB	164024507						721,787.60		05/22/2012	759,321.90
3140EUEA3		FNMA POOL #BC0128	THE INDEPENDENT BANKERSBANK	3	12/01/2030	305	1,500,000.00		08/28/2017	1,260,168.28
TIB	163004104						1,213,735.55		03/28/2016	1,255,449.97
31410LTF9		FNMA #690773	THE INDEPENDENT BANKERSBANK	3	09/01/2036	305	3,000,000.00		08/28/2017	2,928,069.93
TIB	204074493						2,905,083.72		03/21/2017	2,973,325.41
31418AF78		FNMA #MA1089	THE INDEPENDENT BANKERSBANK	4	06/01/2032	305	2,850,000.00		08/28/2017	1,126,971.98
TIB	164027935						1,044,150.88		01/30/2013	1,113,754.71
31419AY35		FNMA POOL AE0729	THE INDEPENDENT BANKERSBANK	4	01/01/2026	305	2,100,000.00		08/28/2017	565,418.53
TIB	164027935						533,884.16		05/22/2012	561,584.07
31419KDG9		FNMA #AE8224	THE INDEPENDENT BANKERSBANK	4	12/01/2040	305	6,000,000.00		08/28/2017	2,342,779.12
TIB	204076176						2,207,648.52		08/14/2017	2,354,703.92
728874LG1		PLEASANTON TX ISD BQ	THE INDEPENDENT BANKERSBANK	3	08/15/2021	400	330,000.00 AAA		08/28/2017	351,427.18
TIB	204064655						330,000.00		08/10/2016	350,941.80
3136A72D3		FNA 2012-M9 A2	THE INDEPENDENT BANKERSBANK	2.482	04/25/2022	800	1,742,000.00		08/28/2017	1,716,819.69
TIB	158017617						1,667,322.48		08/10/2016	1,696,932.79
TOTAL FOR PLEDGE ID hockc										
		Pledged: 13	Orig Face: 40,969,500.00			Current Face: 22,071,973.40			Market: 23,059,753.07	Book: 23,027,952.18



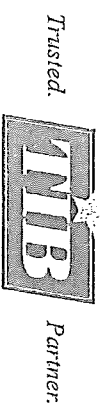


Investment Portfolio Pledged Securities  
 AIM BANK  
 LITTLEFIELD, TX

InTrader (pledged )  
 Last: 08/31/2017  
 As-of: 09/30/2017  
 ZAIM 1018373

Sec ID	Ticket	Security Description Line 1	Security Description Line 2	Safeguarding Agent	Rate	Maturity	Grp	Original Face S & P	Par/Curr Face Moody	Priced Pledged	Book Value Market Value				
PLEGGED TO: hockc *HOCKLEY COUNTY															
3128MMSZ7		FHLMC GOLD G18535		THE INDEPENDENT BANKERSBANK	3.5	12/01/2029	305	4,800,000.00		09/26/2017	2,778,484.54				
TIB	164040305							2,682,037.15		03/25/2015	2,809,721.11				
3132J4HC6		FHLMC #G30926		THE INDEPENDENT BANKERSBANK	3.5	04/01/2036	305	3,500,000.00		09/26/2017	2,998,861.55				
TIB	163004717							2,848,746.36		12/01/2016	2,979,902.16				
3132LMBZ8		FHLMC #K91056		THE INDEPENDENT BANKERSBANK	3.5	09/01/2033	305	7,175,000.00		09/26/2017	4,636,641.32				
TIB	164046120							4,454,892.06		07/12/2017	4,668,771.83				
3138E4YC9		FNMA #AK0706		THE INDEPENDENT BANKERSBANK	3.5	02/01/2027	305	2,222,500.00		09/26/2017	575,946.90				
TIB	164028308							544,077.45		04/03/2013	567,648.72				
3138E4YC9		FNMA #AK0706		THE INDEPENDENT BANKERSBANK	3.5	02/01/2027	305	3,250,000.00		09/26/2017	842,017.23				
TIB	164028413							795,613.81		01/30/2013	830,082.49				
3138EGSH8		FNMA #AL0519		THE INDEPENDENT BANKERSBANK	4	03/01/2026	305	2,500,000.00		09/26/2017	749,369.33				
TIB	164024507							704,150.18		05/22/2012	742,438.16				
3140EUEA3		FNMA POOL #B0128		THE INDEPENDENT BANKERSBANK	3	12/01/2030	305	1,500,000.00		09/26/2017	1,250,530.95				
TIB	163004104							1,205,141.93		03/28/2016	1,244,256.02				
31410LTF9		FNMA #890773		THE INDEPENDENT BANKERSBANK	3	09/01/2036	305	3,000,000.00		09/26/2017	2,877,120.32				
TIB	204074493							2,854,746.84		03/21/2017	2,916,407.54				
31418AF78		FNMA #MA1089		THE INDEPENDENT BANKERSBANK	4	06/01/2032	305	2,850,000.00		09/26/2017	1,110,895.80				
TIB	164027935							1,029,448.30		01/30/2013	1,097,334.39				
31419AY35		FNMA POOL AE0729		THE INDEPENDENT BANKERSBANK	4	01/01/2026	305	2,100,000.00		09/26/2017	555,562.72				
TIB	164024025							524,746.64		05/22/2012	552,721.57				
31419KDG9		FNMA #AE8224		THE INDEPENDENT BANKERSBANK	4	12/01/2040	305	6,000,000.00		09/26/2017	2,276,619.16				
TIB	204076176							2,147,712.30		08/14/2017	2,294,444.71				
728874LG1		PLEASANTON TX ISD BQ		THE INDEPENDENT BANKERSBANK	3	08/15/2021	400	330,000.00 AAA		09/26/2017	350,987.08				
TIB	204064655							330,000.00		08/10/2016	349,819.80				
3136A72D3		FNA 2012-M9 A2		THE INDEPENDENT BANKERSBANK	2.482	04/25/2022	800	1,742,000.00		09/26/2017	1,649,532.33				
TIB	158017617							1,602,830.75		08/10/2016	1,622,718.03				
TOTAL FOR PLEDGE ID hockc															
Pledged: 13				Orig Face: 40,969,500.00				Current Face: 21,724,143.77				Market: 22,676,266.53			
Book: 22,652,569.23															

The information contained herein, while believed to be reliable, is not guaranteed.  
 For assistance please contact TIB Investment Portfolio (866) 308-4842.



TREASURER'S 3rd QTR. 2017 FINANCIAL REPORT

**HOCKLEY COUNTY Mallet Event Center and Arena  
\$14,515,000 - Bond Issue - 10 Year Repayment  
Fund 065, Series 2009 3.04%**

FYE	Previous Balance Outstanding	Principal Payment Due	Interest Payment Due	Current Balance Outstanding
2010	\$17,636,079.00	\$1,185,000.00	\$312,878.88	
PD				\$15,871,600.00
2011	\$15,871,600.00	\$1,255,000.00	\$508,100.00	
PD				\$14,108,500.00
2012	\$14,108,500.00	\$1,305,000.00	\$456,900.00	
PD				\$12,346,600.00
2013	\$12,346,600.00	\$1,360,000.00	\$403,600.00	
PD				\$10,583,000.00
2014	\$10,583,000.00	\$1,415,000.00	\$348,100.00	
PD				\$8,819,900.00
2015	\$8,819,900.00	\$1,475,000.00	\$290,300.00	
PD				\$7,054,600.00
2016	\$7,054,600.00	\$1,535,000.00	\$230,100.00	
PD				\$5,289,500.00
2017	\$5,289,500.00	\$1,595,000.00	\$167,500.00	
				\$3,527,000.00
2018	\$3,527,000.00	\$1,660,000.00	\$102,400.00	
				\$1,764,600.00
2019	\$1,764,600.00	\$1,730,000.00	\$34,600.00	
				\$0.00

\*Principal Payments Due Annually  
\*\*Interest Payments are Due Semi-annually

Treasurer's Financial Report  
 Prepared by Denise Bohannon, Hockley County Treasurer

Certificates of Deposit									
	Purchase Date	Account	Bank	Beginning Amount	Maturity Date	Interest Rate	Interest Paid	Month's Interest Earned	
July	11/28/2011	060-I&S Hosp. Bd.	Aim	\$36,481.21	11/28/2018	0.60%	Monthly	\$18.72	
Aug	11/28/2011	060-I&S Hosp. Bd.	Aim	\$36,481.21	11/28/2018	0.60%	Monthly	\$19.35	
Sept	11/28/2011	060-I&S Hosp. Bd.	Aim	\$36,481.21	11/28/2018	0.60%	Monthly	\$19.36	
July	2/14/2017	011-AdValorem	Aim	\$5,000,000.00	8/14/2017	0.60%	Monthly	\$2,470.62	
Aug	2/14/2017	011-AdValorem	Aim	\$5,000,000.00	8/14/2017	0.60%	Monthly	\$2,554.23	
July	2/14/2017	011-AdValorem	Aim	4,000,000.00	2/14/2018	0.85%	Monthly	\$2,802.34	
Aug	2/14/2017	011-AdValorem	Aim	4,000,000.00	2/14/2018	0.85%	Monthly	\$2,897.77	
Sept	2/14/2017	011-AdValorem	Aim	4,000,000.00	2/14/2018	0.85%	Monthly	\$2,899.86	