

TREASURER'S JUNE 2014 FINANCIAL REPORT

THE STATE OF TEXAS
COUNTY OF HOCKLEY
AFFIDAVIT

The Treasurer's Monthly Report includes, but is not limited to, money received and disbursed; debts due to (if known) and owed By the county; and all other proceedings in the treasurer's office that pertain to the Financial Standing of Hockley County. {LGC 114.026(a)(b)}

The Treasurer's Books and the Auditor's General Ledger agree. The Bank Statements have been reconciled; any adjustments Have been noted.

The affidavit must state the amount of the cash and other assets that are in the custody of the county treasurer at the time of The examination. {LGC 114.026 (d)} **\$20,994,481.27 Month Ending Balance**


Any interest earned that is posted by financial institutions to our accounts on the last business day of the month is included In the combined statement of receipts and disbursements. **\$16,110.92 Interest Earned**

The Treasurer's Monthly Report has been submitted and the Bank Reconciliation is pending review by Auditor. {LGC 114.026(b)}

All investments are in compliance with both the Public Funds Investment Act and the Hockley County Investment Policy. The investment strategy is passive, which maintains a liquid cash flow and safety of the investment as priority. {LGC 2256.023}

Therefore, Denise Bohannon, County Treasurer of Hockley County, Texas, who being fully sworn, upon oath says that the within And foregoing report is true and correct to the best of her knowledge.


Filed with accompanying vouchers this the 18 day of Aug, 2014




Denise Bohannon, Treasurer, Hockley County

Commissioners' Court having reviewed the Treasurer's Report as presented, having taken reasonable steps to ensure its accuracy and based upon presentations of the Treasurer's Office approve the report, subject to the independent auditor's Review and request that it be filed with the official minutes of this meeting. {LGC 114.026(c)}


In addition, the below signatures affirm that the Treasurer's Report complies with statutes as referenced. {LGC 114.026(d)}




Linda Barnette, Auditor, Hockley County / Date




Larry Sprowls, County Judge




Curtis Thrash, Comm. Pct. #1



Larry Carter, Comm. Pct. #2




Whitey Barnett, Comm. Pct. #3



Tommy Clevenger, Comm. Pct. #4

Sworn to & Subscribed to Before Me, by the County Treasurer, the Auditor & Commissioners Court on this 18th day of August 2014.



Irene Gumula, County Clerk

Treasurer's Monthly Report
Prepared by Denise Bohannon, Hockley County Treasurer

SECTION 1 – Cash Flow

Pages 1-5 Combined Statement of Cash Receipts and Disbursements
Includes Interest and Bank Service Charge

Pages 6-7 Bank Collateral
Pledged Securities the Banks have pledged on behalf of Hockley County

Page 8 Bond Indebtedness – Mallet Event Center

Page 9 Certificates of Deposit

SECTION 2 – Investments Long Term

Per the Public Funds Investment Act and the Hockley County Investment Policies, the Investments Report Is required on a Quarterly Basis. However, in an effort to keep the Commissioners' Court informed *available* Information is provided on a Monthly basis.

All investments are in compliance with both the Public Funds Investment Act and the Hockley County Investment Policy. The investment strategy is passive, which maintains a liquid cash flow and safety of The investment as priorities. {GC 2256.023}

Investments – Funds are not immediately available – must wait until maturity

ACCOUNT NAME	BEGINNING CASH BALANCE	CASH RECEIPTS	CASH DISBURSEMENTS	ENDING CASH BALANCE
GRAND TOTALS	<u>21,879,394.59</u>	<u>5,206,014.42</u>	<u>6,090,927.74-</u>	<u>20,994,481.27</u>

ACCOUNT NAME	BEGINNING CASH BALANCE	CASH RECEIPTS	CASH DISBURSEMENTS	ENDING CASH BALANCE
2014 083 CA THEFT OF SERVICE				
CASH	4,449.80	2,625.34	2,563.55-	4,511.59
FUND TOTALS	4,449.80	2,625.34	2,563.55-	4,511.59
2014 084 SHERIFF WORK RELEASE PROGRAM				
CASH	1,845.86	1.54	.00	1,847.40
FUND TOTALS	1,845.86	1.54	.00	1,847.40
2014 085 HOCKLEY CO GRANTS FUND				
CASH	10,121.73	8.49	.00	10,130.22
FUND TOTALS	10,121.73	8.49	.00	10,130.22
2014 087 HC JUVENILE PROBATION FEES				
CASH/AIM	11,744.81	204.91	.00	11,949.72
FUND TOTALS	11,744.81	204.91	.00	11,949.72
2014 088 PAYROLL CLEARING ACCOUNT				
CASH/ASB	1,129.78	277,404.48	277,380.60-	1,153.66
FUND TOTALS	1,129.78	277,404.48	277,380.60-	1,153.66
2014 089 SEIZURE PROCEEDS FUND				
CASH/ASB	36,774.50	8,074.12	2,574.00-	42,274.62
FUND TOTALS	36,774.50	8,074.12	2,574.00-	42,274.62
2014 090 JUVENILE PROBATION FUND				
CASH/AIM	56,160.78	18,619.10	22,574.38-	52,205.50
ACCOUNTS RECEIVABLE	97.75-	.00	.00	97.75-
FUND TOTALS	56,063.03	18,619.10	22,574.38-	52,107.75
2014 091 JUVENILE PROBATION RESTITUTION				
CASH	10,893.55	9.14	.00	10,902.69
FUND TOTALS	10,893.55	9.14	.00	10,902.69
2014 092 HOCKLEY COUNTY COMMUNITY SUPER				
CASH/ASB	44,733.42	98,324.19	30,130.67-	112,926.94
FUND TOTALS	44,733.42	98,324.19	30,130.67-	112,926.94
2014 093 HOCKLEY COUNTY MEDICAL FUND				
CASH/ASB	9,722.44	7.99	307.70-	9,422.73
FUND TOTALS	9,722.44	7.99	307.70-	9,422.73
2014 094 COUNTY ATTORNEY RESTITUTION				
CASH/ASB	10,149.44	7.85	200.73-	9,956.56
FUND TOTALS	10,149.44	7.85	200.73-	9,956.56
2014 095 D A RESTITUTION FUND				
CASH/ASB	3,329.79	2.78	.00	3,332.57
FUND TOTALS	3,329.79	2.78	.00	3,332.57
2014 096 CA/DA PRE-TRIAL DIVERSION FUND				
CASH	53,339.37	1,310.42	.00	54,649.79
FUND TOTALS	53,339.37	1,310.42	.00	54,649.79
2014 098 CLEARING FUND				
CASH	.07	1,159,455.14	1,159,455.14-	.07
FUND TOTALS	.07	1,159,455.14	1,159,455.14-	.07

ACCOUNT NAME FUND TOTALS	BEGINNING CASH BALANCE	CASH RECEIPTS	CASH DISBURSEMENTS	ENDING CASH BALANCE
2014 054 JUSTICE OF PEACE #4 CASH FUND TOTALS	841.80 841.80	1,973.98 1,973.98	972.95- 972.95-	1,842.83 1,842.83
2014 055 JUSTICE OF PEACE #5 CASH FUND TOTALS	23,786.28 23,786.28	26,187.28 26,187.28	27,644.75- 27,644.75-	22,328.81 22,328.81
2014 056 SHERIFF FEE ACCOUNT CASH FUND TOTALS	1.50 1.50	.00 .00	.00 .00	1.50 1.50
2014 057 SO TRAINING DONATIONS FUND CASH/ASB FUND TOTALS	1,987.41 1,987.41	1.66 1.66	.00 .00	1,989.07 1,989.07
2014 060 I&S FUND: '88 HOSPITAL BOND CASH/ASB TODA - CD BALANCE FUND TOTALS	37,319.99 .00 37,319.99	17.43 .00 17.43	.00 .00 .00	37,337.42 .00 37,337.42
2014 065 MPEC INTEREST & SINKING FUND CASH BUSINESS ELITE SAVINGS ACCT TDOA - INVESTMENT BALANCE FUND TOTALS	.00 398,670.30 .00 398,670.30	.00 16,525.55 .00 16,525.55	.00 .00 .00 .00	.00 415,195.85 .00 415,195.85
2014 070 PERMANENT IMPROVEMENT FUND CASH/ASB FUND TOTALS	638,608.47 638,608.47	488.95 488.95	99,633.90- 99,633.90-	539,463.52 539,463.52
2014 071 HOCKLEY CO ROAD BOND FUND CASH/AIM TDOA/ASB FUND TOTALS	20,996.83 .00 20,996.83	17.62 .00 17.62	.00 .00 .00	21,014.45 .00 21,014.45
2014 072 MALLETT OPERATING FUND CASH/AIM FUND TOTALS	57,811.22 57,811.22	35,149.15 35,149.15	56,230.52- 56,230.52-	36,729.85 36,729.85
2014 079 DA FEDERAL FORFEITED FUNDS CASH FUND TOTALS	3,606.22 3,606.22	3.04 3.04	69.24- 69.24-	3,540.02 3,540.02
2014 080 FM & LR FUND CASH/AIM FUND TOTALS	4,446.42 4,446.42	3.73 3.73	.00 .00	4,450.15 4,450.15
2014 081 DA TRUST ACCOUNT CASH/AIM FUND TOTALS	12,095.86 12,095.86	.00 .00	655.00- 655.00-	11,440.86 11,440.86
2014 082 DA FORFEITURE FUND CASH FUND TOTALS	12,348.31 12,348.31	868.20 868.20	214.23- 214.23-	13,002.28 13,002.28

ACCOUNT NAME	BEGINNING CASH BALANCE	CASH RECEIPTS	CASH DISBURSEMENTS	ENDING CASH BALANCE
2014 030 LAW LIBRARY FUND	80,192.85	2,376.43	5,499.34	77,069.94
CASH/ALM	28,075.93	233.54	855.08	27,454.39
FUND TOTALS	28,075.93	233.54	855.08	27,454.39
2014 035 LIBRARY FUND	49,172.51	497.57	14,842.01	34,828.07
CASH/ALM	49,172.51	497.57	14,842.01	34,828.07
FUND TOTALS	49,172.51	497.57	14,842.01	34,828.07
2014 039 DISTRICT CLERK PRESERVATION	30,844.10	162.52	.00	31,006.62
CASH/ALM	30,844.10	162.52	.00	31,006.62
FUND TOTALS	30,844.10	162.52	.00	31,006.62
2014 040 COUNTY CLERK PRESERVATION FUND	106,878.05	89.71	.00	106,967.76
CASH/ALM	106,878.05	89.71	.00	106,967.76
TDOA - CD BALANCE - ASB	.00	.00	.00	.00
FUND TOTALS	106,878.05	89.71	.00	106,967.76
2014 041 RECORDS MANAGEMENT OFFICER	11,717.72	279.02	413.55	11,583.19
CASH/ALM	11,717.72	279.02	413.55	11,583.19
FUND TOTALS	11,717.72	279.02	413.55	11,583.19
2014 042 R&B EXTRA FEE ACCOUNT	269,024.56	17,742.98	.00	286,767.54
CASH/ASB	269,024.56	17,742.98	.00	286,767.54
FUND TOTALS	269,024.56	17,742.98	.00	286,767.54
2014 043 COURTHOUSE SECURITY FUND	10,124.16	320.84	4,122.87	6,322.13
CASH/ALM	10,124.16	320.84	4,122.87	6,322.13
FUND TOTALS	10,124.16	320.84	4,122.87	6,322.13
2014 044 JUSTICE COURT TECHNOLOGY FUND	53,689.07	269.21	1,239.09	52,719.19
CASH	53,689.07	269.21	1,239.09	52,719.19
FUND TOTALS	53,689.07	269.21	1,239.09	52,719.19
2014 045 SHERIFF CASH BOND ACCOUNT	53,409.42	.00	.00	53,409.42
CASH	53,409.42	.00	.00	53,409.42
FUND TOTALS	53,409.42	.00	.00	53,409.42
2014 046 COUNTY CLERK CASH BOND ACCT	60,029.02	.00	.00	60,029.02
CASH	60,029.02	.00	.00	60,029.02
FUND TOTALS	60,029.02	.00	.00	60,029.02
2014 047 JP5 CASH BOND ACCOUNT	3,234.71	500.00	500.00	3,234.71
CASH	3,234.71	500.00	500.00	3,234.71
FUND TOTALS	3,234.71	500.00	500.00	3,234.71
2014 048 COUNTY CLERK	21,511.50	34,615.55	21,769.50	34,357.55
CASH	21,511.50	34,615.55	21,769.50	34,357.55
FUND TOTALS	21,511.50	34,615.55	21,769.50	34,357.55
2014 051 JUSTICE OF PEACE #1	5,213.20	4,052.80	5,132.80	4,133.20
CASH	5,213.20	4,052.80	5,132.80	4,133.20
FUND TOTALS	5,213.20	4,052.80	5,132.80	4,133.20
2014 052 JUSTICE OF PEACE #2	4,428.51	2,193.70	4,766.85	1,855.36
CASH	4,428.51	2,193.70	4,766.85	1,855.36


ACCOUNT NAME	BEGINNING CASH BALANCE	CASH RECEIPTS	CASH DISBURSEMENTS	ENDING CASH BALANCE
2014 010 GENERAL FUND				
CASH/AIM	4,200,405.09	1,667,214.64	1,748,171.60	4,119,448.13
AUDIT CASH ON HAND	.00	.00	.00	.00
TDOA/CD/ASB	.00	.00	.00	.00
FUND TOTALS	4,200,405.09	1,667,214.64	1,748,171.60	4,119,448.13
2014 011 AD VALOREM TAX ACCOUNT				
CASH/AIM	37,491.37	31.84	.00	37,523.21
CASH/TO AD VAL EXCESS	3,846,873.98	114,414.27	2,000,000.00	1,961,288.25
CASH/BE SAVINGS	.00	.00	.00	.00
TDOA - CD/AIM BANK	6,010,979.30	3,828.92	.00	6,014,808.22
TDOA - CD/ PLAT	4,106,982.90	3,889.81	.00	4,110,872.71
FUND TOTALS	14,002,327.55	122,164.84	2,000,000.00	12,124,492.39
2014 012 OFFICERS SALARY FUND				
CASH/AIM	351,243.43	1,019,438.23	377,284.16	993,397.50
AUDIT CASH ON HAND	.00	.00	.00	.00
FUND TOTALS	351,243.43	1,019,438.23	377,284.16	993,397.50
2014 013 AUTO REGISTRATION FUND				
CASH/AIM	425,921.24	137,317.46	.00	563,238.70
FUND TOTALS	425,921.24	137,317.46	.00	563,238.70
2014 014 INDIGENT HEALTH CARE FUND				
CASH/AIM	19,782.57	100,034.69	21,934.78	58,317.34
FUND TOTALS	19,782.57	100,034.69	21,934.78	58,317.34
2014 016 HOCKLEY COUNTY: LROSE FUND				
CASH/AIM	17,605.84	44.77	.00	17,650.61
FUND TOTALS	17,605.84	44.77	.00	17,650.61
2014 017 JURY FUND				
CASH/AIM	135,677.24	632.62	27,566.33	108,743.53
AUDIT CASH ON HAND	.00	.00	.00	.00
FUND TOTALS	135,677.24	632.62	27,566.33	108,743.53
2014 021 ROAD & BRIDGE #1				
CASH/AIM	88,977.98	113,158.14	44,143.24	157,992.88
CASH/LAT1 AIM	12,122.17	.00	.00	12,122.17
FUND TOTALS	101,100.15	113,158.14	44,143.24	170,115.05
2014 022 ROAD & BRIDGE #2				
CASH/AIM	100,798.31	112,163.59	40,772.14	172,189.76
CASH/LATRD2/AIM	73,589.93	.00	.00	73,589.93
FUND TOTALS	174,388.24	112,163.59	40,772.14	245,779.69
2014 023 ROAD & BRIDGE #3				
CASH/ASB	163,321.89	111,818.39	49,996.30	225,143.98
CASH/LATRD3	26,676.87	.00	.00	26,676.87
FUND TOTALS	189,998.76	111,818.39	49,996.30	251,820.85
2014 024 ROAD & BRIDGE #4				
CASH/ASB	34,922.62	111,401.10	41,310.74	105,012.98
CASH/LATRD4	11,223.49	.00	.00	11,223.49
FUND TOTALS	46,146.11	111,401.10	41,310.74	116,236.47
2014 025 ROAD & BRIDGE #5				
CASH/AIM	80,192.85	2,376.43	5,499.34	77,069.94

Investment Portfolio Pledged Securities
 AIM BANK
 LITTLEFIELD, TX

InTrader (pledged)
 Last : 05/31/2014
 As-of: 06/30/2014
 2AIM 1018373

Sec ID	Ticket	Security Description Line 1	Security Description Line 2	Safetkeeping Agent	Rate	Maturity	Grp	Original Face \$	Cur Face	Moody	Priced Pledged	Book Value	Market Value
PLEGGED TO: hockc *HOCKLEY COUNTY													
3128LLV86		FHLMC #2B0639 ARM		THE INDEPENDENT BANKERSBANK	2.291	06/01/2042	305	2,000,000.00			06/25/2014	1,305,827.94	
TIB	213001965							1,246,581.68			01/30/2013	1,290,631.43	
3139A45N1		FNMA #AH3552		THE INDEPENDENT BANKERSBANK	3.5	02/01/2026	305	2,100,000.00			06/25/2014	1,058,034.61	
TIB	164027666							991,733.25			01/30/2013	1,051,447.66	
3139E4YCS		FNMA #AK0706		THE INDEPENDENT BANKERSBANK	3.5	02/01/2027	305	2,222,500.00			06/25/2014	1,462,709.90	
TIB	164028308							1,369,762.38			04/03/2013	1,452,238.75	
3139E4YCS		FNMA #AK0706		THE INDEPENDENT BANKERSBANK	3.5	02/01/2027	305	3,250,000.00			06/25/2014	2,136,367.36	
TIB	164028413							2,003,027.10			01/30/2013	2,123,633.71	
3138EGSH8		FNMA #AL0519		THE INDEPENDENT BANKERSBANK	4	03/01/2026	305	2,500,000.00			06/25/2014	1,540,579.99	
TIB	164024507							1,427,712.55			05/22/2012	1,530,728.26	
3138EJNE4		FNMA #AL2188 ARM		THE INDEPENDENT BANKERSBANK	2.357	06/01/2042	305	2,900,000.00			06/25/2014	1,803,681.34	
TIB	164027988							1,714,724.70			01/30/2013	1,776,955.76	
31418AF78		FNMA #MA1089		THE INDEPENDENT BANKERSBANK	4	06/01/2032	305	2,850,000.00			06/25/2014	2,241,915.99	
TIB	164027935							2,064,609.11			01/30/2013	2,211,922.91	
31418AH76		FNMA #MA1153		THE INDEPENDENT BANKERSBANK	3	08/01/2022	305	4,000,000.00			06/25/2014	2,837,097.71	
TIB	164029358							2,678,964.88			01/30/2013	2,796,152.26	
31418AJ33		FNMA #MA1181		THE INDEPENDENT BANKERSBANK	3	09/01/2022	305	4,950,000.00			06/25/2014	3,679,043.30	
TIB	164029593							3,471,118.15			01/30/2013	3,623,064.61	
31418AK80		FNMA #MA1218		THE INDEPENDENT BANKERSBANK	3	10/01/2022	305	3,950,000.00			06/25/2014	3,007,282.77	
TIB	164029389							2,837,547.20			01/30/2013	2,961,931.71	
31418ATJ7		FNMA #MA1452		THE INDEPENDENT BANKERSBANK	3	05/01/2023	305	1,270,760.00			06/25/2014	1,082,571.32	
TIB	219000475							1,030,017.25			03/05/2014	1,075,229.66	
31419AY35		FNMA POOL AE0729		THE INDEPENDENT BANKERSBANK	4	01/01/2026	305	2,100,000.00			06/25/2014	1,216,398.17	
TIB	164024025							1,134,797.71			05/22/2012	1,213,875.77	
TOTAL FOR PLEDGE ID hockc													
								Orig Face: 34,093,260.00	Current Face: 21,970,595.96	Market: 23,106,912.49	Book: 23,373,500.40		

The information contained herein; while believed to be reliable, is not guaranteed.
 For assistance please contact TIB Investment Portfolio (972) 650-6078.



Trusted.

Partner.

Platinum Bank
Pledge Agreement Summary
As of 6/30/14

Attn: Denise Bohannon
 Hockley County
 602 Houston Street
 Levelland, TX 79336

Pledge Agreement Collateralized by

Account Balance
 CD # 6565 \$ 2,074,507.14
 CD # 6567 \$ 2,026,354.94
 \$ 4,110,872.08

Type	Issuer	Cusip Number	Par Amount	Interest Rate	Maturity Date	Current Market Value (as of 6/30/14)
MBS	FNMA	313822M1	811,884.37	3.500%	1/1/2027	625,968.95
MBS	GNMA	36241L2J4	715,246.54	4.500%	8/15/2025	516,192.65
MBS	GNMA	36241L4J2	1,158,798.99	4.500%	12/20/2031	741,935.32
MUNI	JEFFERSON TX ISD	475214GV8	400,000.00	3.500%	2/15/2030	416,852.00
MUNI	LITTLE ELM TX	537095MNB	250,000.00	2.500%	8/1/2021	263,330.00
MUNI	MAYPE4RL TX ISD	578459K14	500,000.00	3.000%	2/15/2032	506,215.00
MUNI	ROSENBERG TX	77628VC9	595,000.00	4.050%	3/1/2025	630,364.65
MUNI	WEATHERFORD TX	94710MHO	300,000.00	4.125%	3/1/2026	323,298.00

Total Securities Pledged 4,084,477.00

FDIC Coverage 250,000.00
 Total Securities Pledged \$ 4,084,477.00
 Excess Coverage \$ (223,605.00)

INVESTMENT SECURITIES ARE NOT FDIC INSURED

TREASURER'S JUNE 2014 FINANCIAL REPORT

HOCKLEY COUNTY Mallet Event Center and Arena
 \$14,515,000 - Bond Issue - 10 Year Repayment
 Fund 065, Series 2009 3.04%

FYE	Previous Balance Outstanding	Principal Payment Due	Interest Payment Due	Current Balance Outstanding
2010	\$17,636,079.00	\$1,185,000.00	\$312,878.88	
PD				\$15,871,600.00
2011	\$15,871,600.00	\$1,255,000.00	\$508,100.00	
PD				\$14,108,500.00
2012	\$14,108,500.00	\$1,305,000.00	\$456,900.00	
PD				\$12,346,600.00
2013	\$12,346,600.00	\$1,360,000.00	\$403,600.00	
PD				\$10,583,000.00
2014	\$10,583,000.00	\$1,415,000.00	\$348,100.00	
				\$8,819,900.00
2015	\$8,819,900.00	\$1,475,000.00	\$290,300.00	
				\$7,054,600.00
2016	\$7,054,600.00	\$1,535,000.00	\$230,100.00	
				\$5,289,500.00
2017	\$5,289,500.00	\$1,595,000.00	\$167,500.00	
				\$3,527,000.00
2018	\$3,527,000.00	\$1,660,000.00	\$102,400.00	
				\$1,764,600.00
2019	\$1,764,600.00	\$1,730,000.00	\$34,600.00	
				\$0.00

*Principal Payments Due Annually
 **Interest Payments are Due Semi-annually

Treasurer's Monthly Report
 Prepared by Denise Bohannon, Hockley County Treasurer

Certificates of Deposit									
Purchase Date	Account	Bank	Beginning Amount	Maturity Date	Interest Rate	Interest Paid	Month's Interest Earned	Current Bal	
11/26/2012	011-AdValorem	Platinum	\$2,000,000.00	11/26/2014	1.15%	Monthly	\$1,970.46	\$2,036,364.94	
11/26/2012	011-AdValorme	Platinum	\$2,000,000.00	11/26/2014	1.10%	Monthly	\$1,919.35	\$2,074,507.14	
11/28/2011	060-I&S Hosp. Bd.	Aim	\$36,481.21	11/28/2014	0.55%	Monthly	\$17.43	\$37,337.42	
2/19/2014	011-AdValorem Excess	Aim	3,000,000.00	8/19/2014	0.75%	Monthly	\$1,914.46	\$3,007,404.11	
2/19/2014	011-AdValorem Excess	Aim	3,000,000.00	11/19/2014	0.75%	Monthly	\$1,914.46	\$3,007,404.11	