

TREASURER'S JAN 2013 FINANCIAL REPORT

THE STATE OF TEXAS
COUNTY OF HOCKLEY
AFFIDAVIT

The Treasurer's Monthly Report includes, but is not limited to, money received and disbursed; debts due to (if known) and owed by the county; and all other proceedings in the treasurer's office that pertain to the Financial Standing of Hockley County. {LGC 114.026(a)(b)}

The Treasurer's Books and the Auditor's General Ledger agree. The Bank Statements have been reconciled; any adjustments have been noted.

The affidavit must state the amount of the cash and other assets that are in the custody of the county treasurer at the time of the examination. {LGC 114.026 (d)} **\$15,841,377.40 Months Ending Balance**

Any interest earned that is posted by financial institutions to our accounts on the last business day of the month is included in the combined statement of receipts and disbursements with the exception of our Business Savings Accounts. Interest for our Savings Accounts will post the month after each quarter.

The Treasurer's Monthly Report has been submitted and the Bank Reconciliation is pending review by Auditor. {LGC 114.026(b)}

All investments are in compliance with both the Public Funds Investment Act and the Hockley County Investment Policy. The investment strategy is passive, which maintains a liquid cash flow and safety of the investment as priority. {LGC 2256.023}

Therefore, Denise Bohannon, County Treasurer of Hockley County, Texas, who being fully sworn, upon oath says that the within and foregoing report is true and correct to the best of her knowledge.


Filed with accompanying vouchers this the 12 day of Apr, 2013




Denise Bohannon, Treasurer, Hockley County

Commissioners' Court having reviewed the Treasurer's Report as presented, having taken reasonable steps to ensure its accuracy and based upon presentations of the Treasurer's Office approve the report, subject to the independent auditor's review and request that it be filed with the official minutes of this meeting. {LGC 114.026(c)}


In addition, the below signatures affirm that the Treasurer's Report complies with statutes as referenced. {LGC 114.026(d)}




Linda Barnette, Auditor, Hockley County / Date



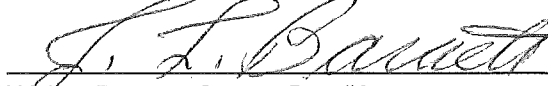
Larry Sprowls, County Judge




Curtis Thrash, Comm. Pct. #1



Larry Carter, Comm. Pct. #2




Whitey Barnett, Comm. Pct. #3



Tommy Clevenger, Comm. Pct. #4

Sworn to & Subscribed to Before Me, by the County Treasurer, the Auditor & Commissioners Court on this 15th day of April, 2013.



Irene Gumula, County Clerk

Treasurer's Monthly Report
Prepared by Denise Bohannon, Hockley County Treasurer

SECTION 1 – Cash Flow

Page 1-5 Combined Statement of Cash Receipts and Disbursements

Pages 6-7 Bank Collateral
Pledged Securities the Banks have pledged on behalf of Hockley County

Page 8 Bond Indebtedness

Page 9 Certificates of Deposit

SECTION 2 – Investments Long Term

Per the Public Funds Investment Act and the Hockley County Investment Policies, the Investments Report is required on a Quarterly Basis. However, in an effort to keep the Commissioners' Court informed *available* Information is provided on a Monthly basis.

All investments are in compliance with both the Public Funds Investment Act and the Hockley County Investment Policy. The investment strategy is passive, which maintains a liquid cash flow and safety of The investment as priorities. {GC 2256.023}

Investments – Funds are not immediately available – must wait until maturity

ACCOUNT NAME	BEGINNING CASH BALANCE	CASH RECEIPTS	CASH DISBURSEMENTS	ENDING CASH BALANCE
2013 010 GENERAL FUND	5,315,320.27	79,583.24	521,090.52	4,873,812.99
CASH/AIM	.00	.00	.00	.00
TDOA/CD/ASB	5,315,320.27	79,583.24	521,090.52	4,873,812.99
FUND TOTALS				
2013 011 AD VALOREM TAX ACCOUNT	36,966.31	31.40	.00	36,997.71
CASH/AIM	699,661.51	2,534,175.35	150,000.00	3,083,836.86
CASH/TO AD VAL EXCESS	1,827.36	.00	1,827.36	.00
CASH/BUSINESS ELITE SAVINGS	4,040,946.82	5,656.31	.00	4,046,603.13
TDOA - CD/ PLAT	4,779,402.00	2,539,863.06	151,827.36	7,167,437.70
FUND TOTALS				
2013 012 OFFICERS SALARY FUND	864,626.01	47,712.40	343,136.31	569,202.10
CASH/AIM	864,626.01	47,712.40	343,136.31	569,202.10
FUND TOTALS				
2013 013 AUTO REGISTRATION FUND	19,423.72	16.54	.00	19,440.26
CASH/AIM	19,423.72	16.54	.00	19,440.26
FUND TOTALS				
2013 014 INDIAGENT HEALTH CARE FUND	43,813.59	90.46	27,025.61	16,878.44
CASH/AIM	43,813.59	90.46	27,025.61	16,878.44
FUND TOTALS				
2013 016 HOCKLEY COUNTY: LPOSE FUND	19,026.88	15.62	1,029.63	18,012.87
CASH/AIM	19,026.88	15.62	1,029.63	18,012.87
FUND TOTALS				
2013 017 JURY FUND	199,237.14	6,816.14	30,722.57	175,330.71
CASH/AIM	199,237.14	6,816.14	30,722.57	175,330.71
FUND TOTALS				
2013 021 ROAD & BRIDGE #1	78,759.57	79.59	41,454.09	37,385.07
CASH/AIM	35,210.12	.00	.00	35,210.12
CASH/LAT1 AIM	113,969.69	79.59	41,454.09	72,595.19
FUND TOTALS				
2013 022 ROAD & BRIDGE #2	309,672.77	301.00	46,182.67	263,791.10
CASH/AIM	64,697.88	.00	.00	64,697.88
CASH/LATRD2/AIM	374,370.65	301.00	46,182.67	328,488.98
FUND TOTALS				
2013 023 ROAD & BRIDGE #3	434,134.37	366.43	42,517.05	391,983.75
CASH/ASB	17,784.82	.00	.00	17,784.82
CASH/LATRD3	451,919.19	366.43	42,517.05	409,768.57
FUND TOTALS				
2013 024 ROAD & BRIDGE #4	1,550.10	150,095.81	42,623.25	105,922.46
CASH/ASB	2,331.44	.00	.00	2,331.44
CASH/LATRD4	781.34	150,095.81	42,623.25	108,253.90
FUND TOTALS				
2013 025 ROAD & BRIDGE #5	64,842.35	5,391.00	8,338.49	61,894.86
CASH/AIM	64,842.35	5,391.00	8,338.49	61,894.86
FUND TOTALS				
2013 030 LAW LIBRARY FUND	26,376.72	302.53	161.24	26,518.01
CASH/AIM	26,376.72	302.53	161.24	26,518.01
FUND TOTALS				

ACCOUNT NAME	FUND TOTALS	BEGINNING CASH BALANCE	CASH RECEIPTS	CASH DISBURSEMENTS	ENDING CASH BALANCE
2013 035 LIBRARY FUND	CASH/AIM	30,581.23	418.54	14,245.31-	16,754.46
FUND TOTALS		26,376.72	302.53	161.24-	26,518.01
2013 039 DISTRICT CLERK PRESERVATION	CASH/AIM	15,236.29	156.13	.00	15,392.42
FUND TOTALS		15,236.29	156.13	.00	15,392.42
2013 040 COUNTY CLERK PRESERVATION FUND	CASH/AIM	67,231.67	4,959.50	3,739.48-	68,451.69
TDOA - CD BALANCE - ASB		.00	.00	.00	.00
FUND TOTALS		67,231.67	4,959.50	3,739.48-	68,451.69
2013 041 RECORDS MANAGEMENT OFFICER	CASH/AIM	13,451.67	554.55	201.12-	13,805.10
FUND TOTALS		13,451.67	554.55	201.12-	13,805.10
2013 042 R&B EXTRA FEE ACCOUNT	CASH/ASB	115,067.06	16,701.14	.00	131,768.20
FUND TOTALS		115,067.06	16,701.14	.00	131,768.20
2013 043 COURTHOUSE SECURITY FUND	CASH/AIM	41,688.54	1,378.05	868.31-	42,198.28
FUND TOTALS		41,688.54	1,378.05	868.31-	42,198.28
2013 044 JUSTICE COURT TECHNOLOGY FUND	CASH	46,204.28	1,073.20	897.92-	46,379.56
FUND TOTALS		46,204.28	1,073.20	897.92-	46,379.56
2013 045 SHERIFF CASH BOND ACCOUNT	CASH	37,409.42	.00	.00	37,409.42
FUND TOTALS		37,409.42	.00	.00	37,409.42
2013 046 COUNTY CLERK CASH BOND ACCT	CASH	53,619.02	.00	1,000.00-	52,619.02
FUND TOTALS		53,619.02	.00	1,000.00-	52,619.02
2013 047 TPS CASH BOND ACCOUNT	CASH	1,422.71	.00	.00	1,422.71
FUND TOTALS		1,422.71	.00	.00	1,422.71
2013 048 COUNTY CLERK	CASH	28,423.60	31,010.92	30,786.57-	28,647.95
FUND TOTALS		28,423.60	31,010.92	30,786.57-	28,647.95
2013 050 JUSTICE BENEFIT FUND	CASH	33,955.91	28.92	.00	33,984.83
FUND TOTALS		33,955.91	28.92	.00	33,984.83
2013 051 JUSTICE OF PEACE #1	CASH	4,889.00	8,022.50	4,445.60-	8,465.90
FUND TOTALS		4,889.00	8,022.50	4,445.60-	8,465.90
2013 052 JUSTICE OF PEACE #2	CASH	2,419.86	219.70	1,992.10-	647.46
FUND TOTALS		2,419.86	219.70	1,992.10-	647.46

ACCOUNT NAME	BEGINNING CASH BALANCE	CASH RECEIPTS	CASH DISBURSEMENTS	ENDING CASH BALANCE
2013 054 JUSTICE OF PEACE #4				
CASH	1,147.35	2,046.33	673.00-	2,520.68
FUND TOTALS	1,147.35	2,046.33	673.00-	2,520.68
2013 055 JUSTICE OF PEACE #5				
CASH	20,793.57	34,074.96	23,388.30-	31,480.23
FUND TOTALS	20,793.57	34,074.96	23,388.30-	31,480.23
2013 056 SHERIFF FEE ACCOUNT				
CASH	961.22	1,133.67	210.00-	1,884.89
FUND TOTALS	961.22	1,133.67	210.00-	1,884.89
2013 057 SO TRAINING DONATIONS FUND				
CASH/ASB	1,959.73	1.66	.00	1,961.39
FUND TOTALS	1,959.73	1.66	.00	1,961.39
2013 060 I&S FUND: '88 HOSPITAL BOND				
CASH/ASB	36,878.50	31.32	.00	36,909.82
TODA - CD BALANCE	.00	.00	.00	.00
FUND TOTALS	36,878.50	31.32	.00	36,909.82
2013 065 MPEC INTEREST & SINKING FUND				
CASH	.00	.00	.00	.00
BUSINESS ELITE SAVINGS ACCT	591,488.20	379,814.96	.00	971,303.16
TDOA - INVESTMENT BALANCE	.00	.00	.00	.00
FUND TOTALS	591,488.20	379,814.96	.00	971,303.16
2013 066 WALLET CONSTRUCTION FUND				
CASH	.00	.00	.00	.00
BUSINESS ELITE SAVINGS ACCT	.00	.00	.00	.00
TDOA - CD	.00	.00	.00	.00
FUND TOTALS	.00	.00	.00	.00
2013 070 PERMANENT IMPROVEMENT FUND				
CASH/ASB	153,998.89	131.19	8,000.00-	146,130.08
FUND TOTALS	153,998.89	131.19	8,000.00-	146,130.08
2013 071 HOCKLEY CO ROAD BOND FUND				
CASH/ATM	20,702.90	17.63	.00	20,720.53
TDOA/ASB	.00	.00	.00	.00
FUND TOTALS	20,702.90	17.63	.00	20,720.53
2013 072 WALLET OPERATING FUND				
CASH/ATM	64,384.51	115,776.60	121,775.96-	58,385.15
FUND TOTALS	64,384.51	115,776.60	121,775.96-	58,385.15
2013 079 DA FEDERAL FORFEITED FUNDS				
CASH	.00	4,210.70	.00	4,210.70
FUND TOTALS	.00	4,210.70	.00	4,210.70
2013 080 FM & LR FUND				
CASH/ATM	4,384.29	3.73	.00	4,388.02
FUND TOTALS	4,384.29	3.73	.00	4,388.02
2013 081 DA TRUST ACCOUNT				
CASH/ATM	10,650.86	2,718.17	2,643.17-	10,725.86

ACCOUNT NAME	BEGINNING CASH BALANCE	CASH RECEIPTS	CASH DISBURSEMENTS	ENDING CASH BALANCE
2013 082 DA FORFEITURE FUND	15,424.62	3,351.17	4,360.72	14,415.07
CASH	15,424.62	3,351.17	4,360.72	14,415.07
FUND TOTALS	15,424.62	3,351.17	4,360.72	14,415.07
2013 083 CA THEFT OF SERVICE	4,392.71	2,172.91	865.88	5,699.74
CASH	4,392.71	2,172.91	865.88	5,699.74
FUND TOTALS	4,392.71	2,172.91	865.88	5,699.74
2013 084 SHERIFF WORK RELEASE PROGRAM	1,820.14	1.54	.00	1,821.68
CASH	1,820.14	1.54	.00	1,821.68
FUND TOTALS	1,820.14	1.54	.00	1,821.68
2013 085 HOCKLEY CO GRANTS FUND	4,748.99	.02	.00	4,749.01
CASH	4,748.99	.02	.00	4,749.01
FUND TOTALS	4,748.99	.02	.00	4,749.01
2013 086 JAG GRANT FUND	.00	.00	.00	.00
CASH	.00	.00	.00	.00
FUND TOTALS	.00	.00	.00	.00
2013 087 HC JUVENILE PROBATION FEES	38,780.40	543.14	.09	39,323.45
CASH/ATM	38,780.40	543.14	.09	39,323.45
FUND TOTALS	38,780.40	543.14	.09	39,323.45
2013 088 PAYROLL CLEARING ACCOUNT	1,021.70	330,458.24	330,430.18	1,049.76
CASH/ASB	1,021.70	330,458.24	330,430.18	1,049.76
FUND TOTALS	1,021.70	330,458.24	330,430.18	1,049.76
2013 089 SEIZURE PROCEEDS FUND	27,303.19	5,022.79	5,000.00	27,325.98
CASH/ASB	27,303.19	5,022.79	5,000.00	27,325.98
FUND TOTALS	27,303.19	5,022.79	5,000.00	27,325.98
2013 090 JUVENILE PROBATION FUND	20,430.20	20,383.41	13,478.43	27,335.18
CASH/ATM	20,430.20	20,383.41	13,478.43	27,335.18
FUND TOTALS	20,430.20	20,383.41	13,478.43	27,335.18
2013 091 JUVENILE PROBATION RESTITUTION	10,741.06	289.14	100.00	10,930.20
CASH	10,741.06	289.14	100.00	10,930.20
FUND TOTALS	10,741.06	289.14	100.00	10,930.20
2013 092 HOCKLEY COUNTY COMMUNITY SUPER	53,305.76	17,929.08	42,614.94	28,619.90
CASH/ASB	53,305.76	17,929.08	42,614.94	28,619.90
FUND TOTALS	53,305.76	17,929.08	42,614.94	28,619.90
2013 093 HOCKLEY COUNTY MEDICAL FUND	9,943.05	8.46	.00	9,951.51
CASH/ASB	9,943.05	8.46	.00	9,951.51
FUND TOTALS	9,943.05	8.46	.00	9,951.51
2013 094 COUNTY ATTORNEY RESTITUTION	809.12	2,040.22	1,396.82	1,452.52
CASH/ASB	809.12	2,040.22	1,396.82	1,452.52
FUND TOTALS	809.12	2,040.22	1,396.82	1,452.52
2013 095 D A RESTITUTION FUND	2,850.54	2.42	.00	2,852.96
CASH/ASB	2,850.54	2.42	.00	2,852.96
FUND TOTALS	2,850.54	2.42	.00	2,852.96

ACCOUNT NAME	BEGINNING CASH BALANCE	CASH RECEIPTS	CASH DISBURSEMENTS	ENDING CASH BALANCE
2013 096 CA/DA PRE-TRIAL DIVERSION FUND	28,468.68	2,395.05	1,215.38-	29,648.35
CASH	28,468.68	2,395.05	1,215.38-	29,648.35
FUND TOTALS				
2013 098 CLEARING FUND	.00	1,202,766.69	1,202,766.69-	.00
CASH	.00	1,202,766.69	1,202,766.69-	.00
FUND TOTALS				
GRAND TOTALS	13,892,099.99	5,022,482.17	3,073,204.76-	15,841,377.40

Investment Portfolio Pledged Securities
 AIM BANK
 LITTLEFIELD, TX

InTrader (pledged)
 Last: 12/31/2012
 As-of: 01/31/2013
 ZAIM 1018373

Sec ID Loc	Ticket	Security Description Line 1 Security Description Line 2	Safekeeping Agent Rate	Maturity	Grp	Original Face S & P Par/Curr Face Moody	Priced Pledged	Book Value Market Value
PLEGGED TO: hockc		*HOCKLEY COUNTY						
3128LLV86		FHLMC #2B0639 ARM	THE INDEPENDENT BANKERSBANK			2,000,000.00	01/28/2013	1,900,591.76
TIB	213001965		2.301	06/01/2042	305	1,813,630.56	01/30/2013	1,866,069.52
3138A45N1		FNMA #AH3552	THE INDEPENDENT BANKERSBANK			2,100,000.00	01/28/2013	1,501,236.33
TIB	164027666		3.5	02/01/2026	305	1,477,917.00	01/30/2013	1,564,480.64
3138E4YC9		FNMA #AK0706	THE INDEPENDENT BANKERSBANK			3,250,000.00	01/28/2013	2,899,984.29
TIB	164028413		3.5	02/01/2027	305	2,707,428.56	01/30/2013	2,866,006.39
3138EGSH8		FNMA #AL0519	THE INDEPENDENT BANKERSBANK			2,500,000.00	01/28/2013	2,105,217.86
TIB	164024507		4	03/01/2026	305	1,942,278.43	05/22/2012	2,120,985.49
3138EJNE4		FNMA #AL2188 ARM	THE INDEPENDENT BANKERSBANK			2,900,000.00	01/28/2013	2,706,052.69
TIB	164027988		2.389	06/01/2042	305	2,571,691.78	01/30/2013	2,677,683.77
31416BHJ0		FNMA #994933	THE INDEPENDENT BANKERSBANK			3,650,000.00	01/28/2013	1,472,897.46
TIB	164006062		5	09/01/2023	305	1,391,848.97	10/18/2010	1,506,366.76
31417YX2		FNMA #MA0629	THE INDEPENDENT BANKERSBANK			5,000,000.00	01/28/2013	3,070,029.29
TIB	198003370		3.5	01/01/2021	305	2,967,900.25	05/26/2011	3,150,096.32
31418AF78		FNMA #MA1089	THE INDEPENDENT BANKERSBANK			2,850,000.00	01/28/2013	2,853,763.33
TIB	164027935		4	06/01/2032	305	2,521,276.58	01/30/2013	2,798,255.24
31418AG77		FNMA #MA1121	THE INDEPENDENT BANKERSBANK			2,850,000.00	01/28/2013	2,985,775.16
TIB	164027914		4	06/01/2032	305	2,743,160.34	01/30/2013	2,928,368.13
31418AG77		FNMA #MA1121	THE INDEPENDENT BANKERSBANK			1,400,000.00	01/28/2013	1,466,182.53
TIB	164029002		4	06/01/2032	305	1,347,517.36	01/30/2013	1,438,486.63
31418AH76		FNMA #MA1153	THE INDEPENDENT BANKERSBANK			4,000,000.00	01/28/2013	3,946,355.50
TIB	164029358		3	08/01/2022	305	3,701,905.04	01/30/2013	3,890,305.57
31418AJ33		FNMA #MA1181	THE INDEPENDENT BANKERSBANK			4,950,000.00	01/28/2013	4,997,647.63
TIB	164029593		3	09/01/2022	305	4,682,541.55	01/30/2013	4,920,849.48
31418AK80		FNMA #MA1218	THE INDEPENDENT BANKERSBANK			3,950,000.00	01/28/2013	4,053,745.45
TIB	164029389		3	10/01/2022	305	3,798,279.71	01/30/2013	3,991,585.03
31418U2M5		FNMA #AD7079	THE INDEPENDENT BANKERSBANK			4,175,000.00	01/28/2013	1,990,372.38
TIB	164019672		4.5	06/01/2025	305	1,877,410.08	05/26/2011	2,025,340.03
31419AY35		FNMA POOL AE0729	THE INDEPENDENT BANKERSBANK			2,100,000.00	01/28/2013	1,645,322.33
TIB	164024025		4	01/01/2026	305	1,528,527.34	05/22/2012	1,665,821.93
31419JQ1		FNMA #AE7758	THE INDEPENDENT BANKERSBANK			3,000,000.00	01/28/2013	1,794,524.95
TIB	161038761		3.5	11/01/2025	305	1,703,286.96	05/22/2012	1,803,050.83
TOTAL FOR PLEDGE ID hockc								
		Pledged: 16	Orig Face: 50,675,000.00	Current Face: 38,876,400.51		Market: 41,233,761.76		Book: 41,469,698.94

Federal Home Loan Letter of Credit

19,000,000.

51,469,698.94



Pledge Security Listing

January 31, 2013

ID	CUSIP	Description	Safekeeping Location	Safekeeping Receipt	Coupon	Maturity Date	Call Date	Moody	S&P	Fitch	FA5B115	Face Amount	Current Par	Current Book Value	Market Value	Gain/(Loss)
2532	31417XG9	FNMA A84278	FHLB	x	3.00	01/01/2027		AAA	AA+	AAA	HTM	19,964,304	15,786,565.45	16,216,056.49	16,620,096.11	404,039.62
Total for HOCKLEY CTY												19,964,304	15,786,565.45	16,216,056.49	16,620,096.11	404,039.62

Although the information in this report has been obtained from sources believed to be reliable, its accuracy cannot be guaranteed.

HOCKLEY COUNTY Mallet Event Center and Arena
\$14,515,000 - Bond Issue - 10 Year Repayment
Fund 065, Series 2009 3.04%

FYE	Previous Balance Outstanding	Principal Payment Due	Interest Payment Due	Current Balance Outstanding
2010 PAID	\$17,636,079.00	\$1,185,000.00	\$312,878.88	
			\$266,600.00	\$15,871,600.00
2011 PAID	\$15,871,600.00	\$1,255,000.00	\$508,100.00	
			\$0.00	\$14,108,500.00
2012 PAID	\$14,108,500.00	\$1,305,000.00	\$456,900.00	
				\$12,346,600.00
2013	\$12,346,600.00	\$1,360,000.00	\$403,600.00	
				\$10,583,000.00
2014	\$10,583,000.00	\$1,415,000.00	\$348,100.00	
				\$8,819,900.00
2015	\$8,819,900.00	\$1,475,000.00	\$290,300.00	
				\$7,054,600.00
2016	\$7,054,600.00	\$1,535,000.00	\$230,100.00	
				\$5,289,500.00
2017	\$5,289,500.00	\$1,595,000.00	\$167,500.00	
				\$3,527,000.00
2018	\$3,527,000.00	\$1,660,000.00	\$102,400.00	
				\$1,764,600.00
2019	\$1,764,600.00	\$1,730,000.00	\$34,600.00	
				\$0.00

*Principal Payments Due Annually

**Interest Payments are Due Semi-annually

Certificates of Deposit

Purchase Date	Account	Bank	Beginning Amount	Maturity Date	Interest Rate	Interest Paid	Month's Interest Earned
11/26/2012	011-AdValorem	PLATINUM	2,000,000.00	11/26/2014	1.14%	Monthly	\$1,938.95
11/26/2012	011-AdValorem	PLATINUM	2,039,072.20	11/26/2013	1.09%	Monthly	\$1,890.00
11/28/2011	060-I&S Hosp. Bd	AIM	36,481.21	11/28/2013	1.00%	Monthly	\$31.32